

---

CANARA ROBECO  
BLUE CHIP EQUITY FUND

---

# Canara Robeco Blue Chip Equity Fund

Large Cap Fund - An open ended equity scheme predominantly investing in large cap stocks

This product is suitable for investors who are seeking\*

- Capital appreciation over long term
- Investing predominantly in equities and equity related instruments of large cap companies



**SCHEME RISKOMETER**  
Investors understand that their principal  
will be at Very High Risk



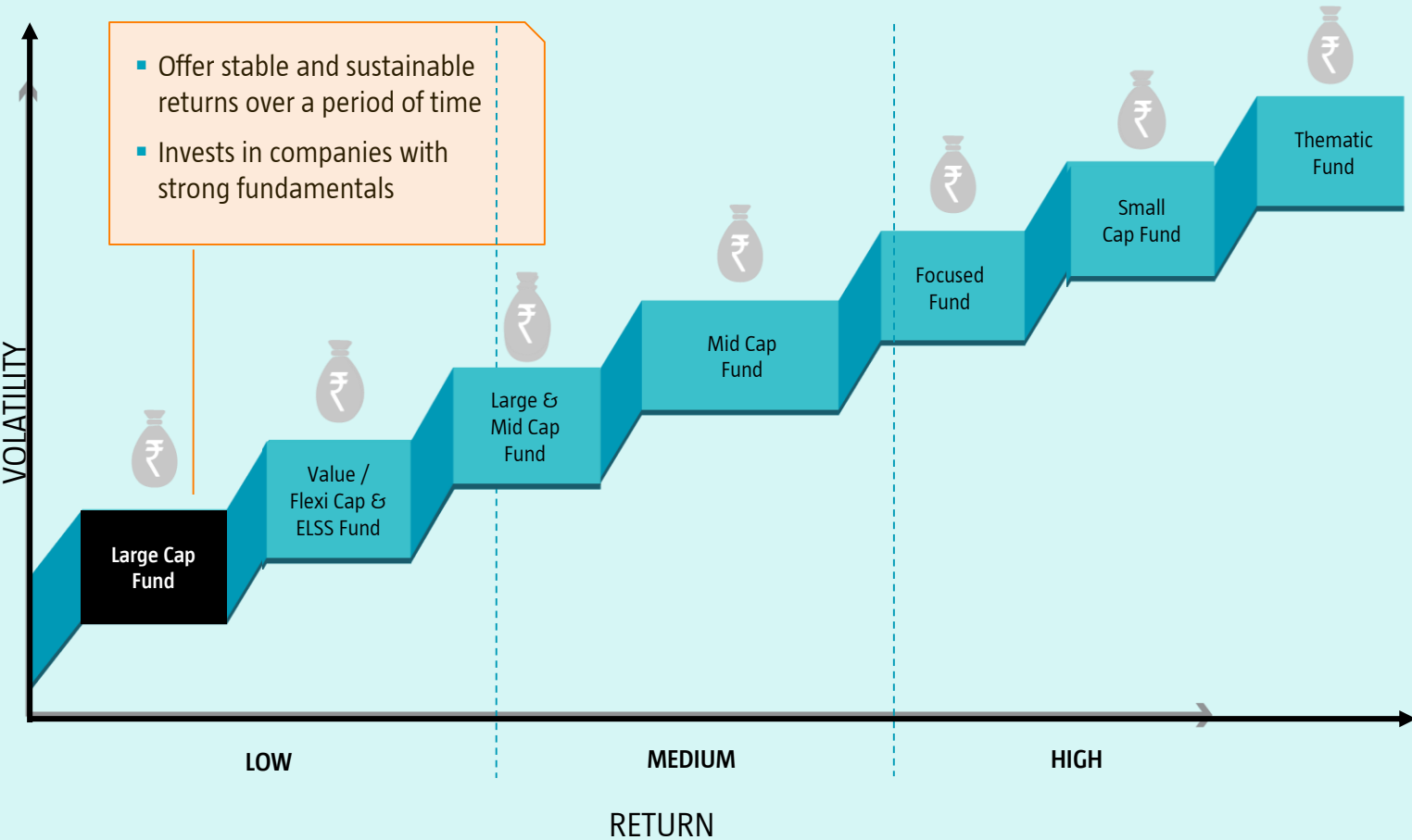
**BENCHMARK RISKOMETER**  
Investors understand that their principal  
will be at Very High Risk

\*Investors should consult their financial advisers if in doubt about whether the product is suitable

## CONTENTS

- **Blue Chip Equity Funds**
  - Risk-Reward Matrix
  - An Introduction
  
- **Canara Robeco Blue Chip Equity Fund**
  - Investment Process
  - Portfolio
  - Performance
  
- **Why Canara Robeco Blue Chip Equity Fund**
  
- **Product Positioning**
  
- **Fund Facts**

## RISK-REWARD MATRIX



Large Cap Funds are less riskier than Diversified, Thematic & Mid & Small Cap Funds

## LARGE CAP EQUITY FUNDS – AN INTRODUCTION

**Blue Chip:**

- Proxy to Economy
- Resembles the market



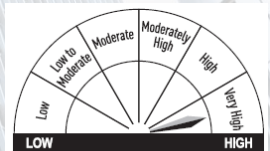
# Canara Robeco Blue Chip Equity Fund

Large Cap Fund: An open ended equity scheme predominantly investing in large cap stocks

This product is suitable for investors who are seeking\*

- Capital appreciation over long term
- Investing predominantly in equities and equity related instruments of large cap company

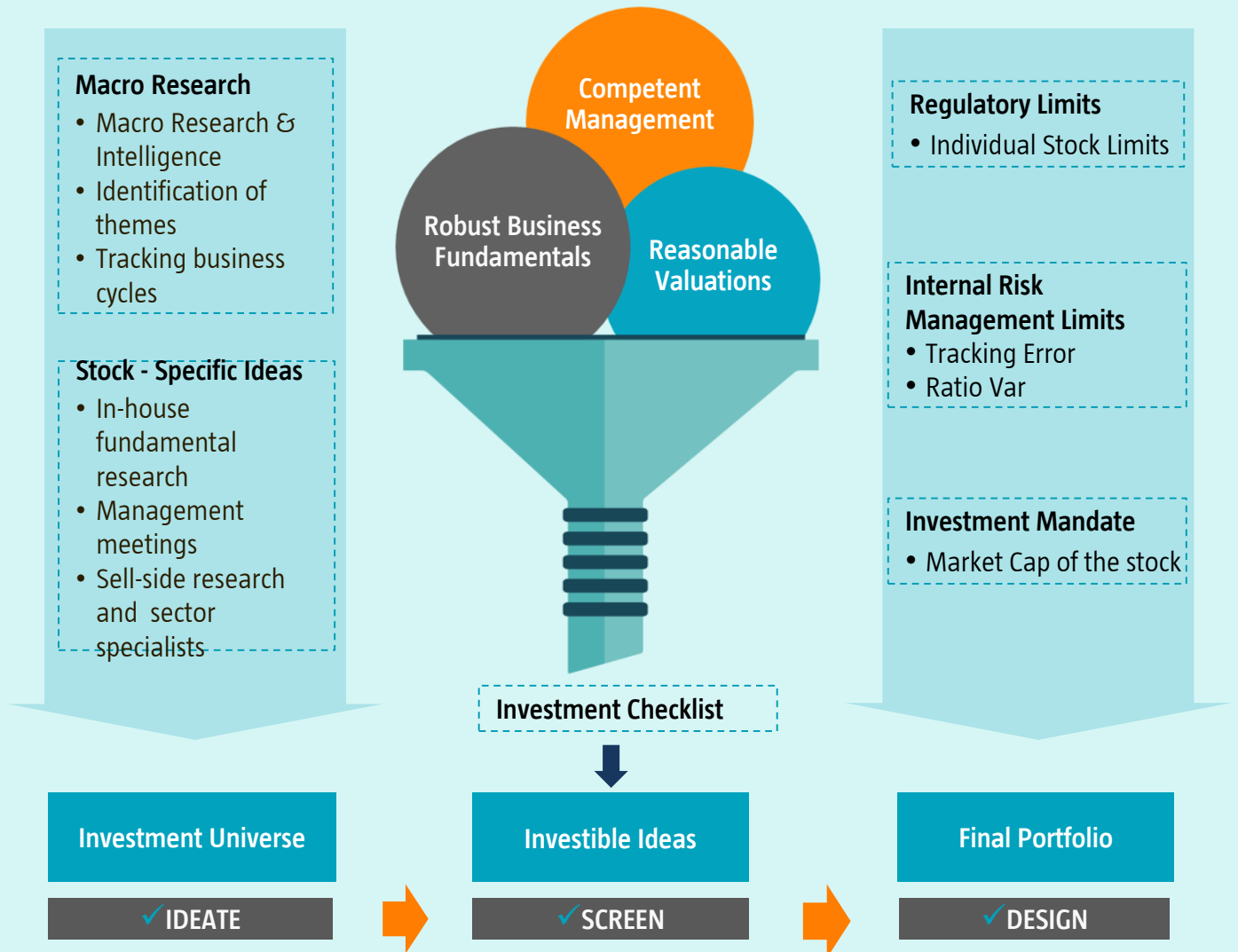
*\*Investors should consult their financial advisers if in doubt about whether the product is suitable*




Investors understand that their principal will be at Very High Risk

## INVESTMENT PROCESS

3 Steps investment process designed to achieve the investment objective in a disciplined manner



## LARGE CAP ADVANTAGE



**Relatively stable**



**Lower drawdown**



**Potential to grow**

Blue chip stocks are less volatile than other stocks across capitalization.

They tend to weather the fall better and recover sooner than others

Large Cap companies witness lower drawdown as compared to mid and small sized companies

Many Indian large cap companies are small compared to their global peers.

They have a long runway for growth available to them.

There is an immense scope for current Large Caps to become Super Large Caps going forward

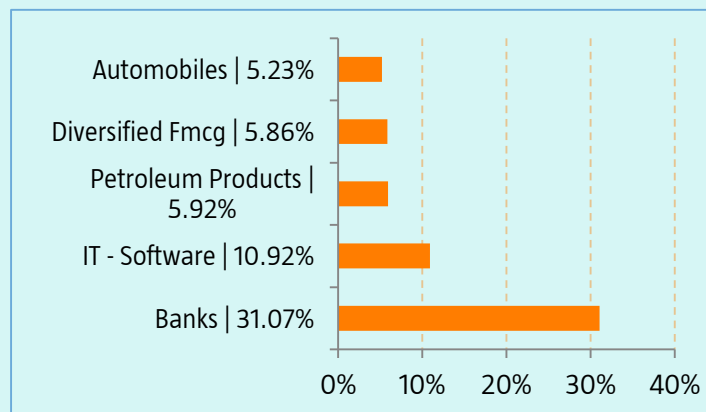


## PORTFOLIO SNAPSHOT

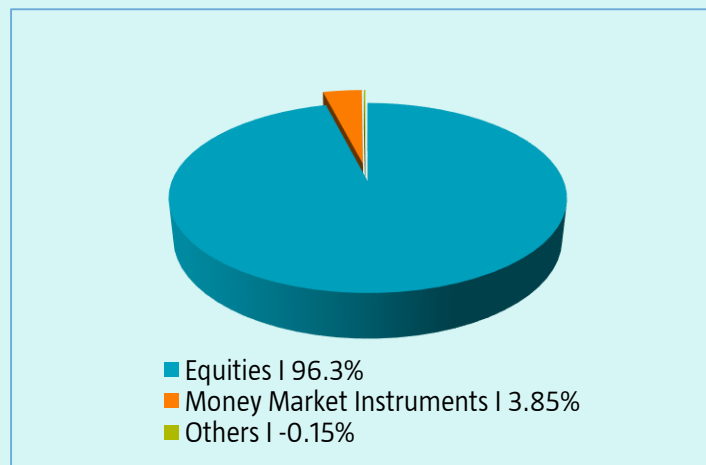
Top 10 Holdings	Industry Classification	% of Net Assets
HDFC Bank Ltd	Banks	9.91%
ICICI Bank Ltd	Banks	8.74%
Infosys Ltd	IT - Software	7.02%
Reliance Industries Ltd	Petroleum Products	5.92%
State Bank of India	Banks	4.64%
Axis Bank Ltd	Banks	4.51%
Larsen & Toubro Ltd	Construction	3.51%
Bajaj Finance Ltd	Finance	3.00%
ITC Ltd	Diversified Fmcg	2.98%
Hindustan Unilever Ltd	Diversified Fmcg	2.88%

- A concentrated portfolio with 47 stocks
- Top 5 Sectors: 59.00%
- Top 10 Stocks: 53.11%

## Top 5 Sector break up (% to NAV)

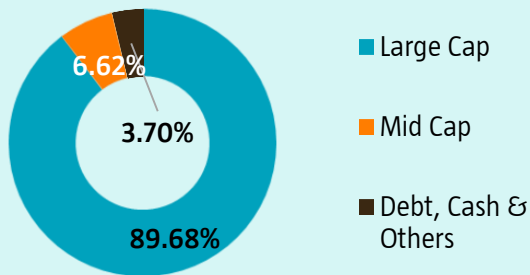


## Asset Allocation



## PORTFOLIO SNAPSHOT

## Market Capitalisation (%)



## Investment Style



## Quantitative Information

Criteria	Values
Standard Deviation	18.32
Portfolio Beta	0.82
Portfolio Turnover Ratio	0.38 times
R-Squared	0.97
Sharpe Ratio	0.52

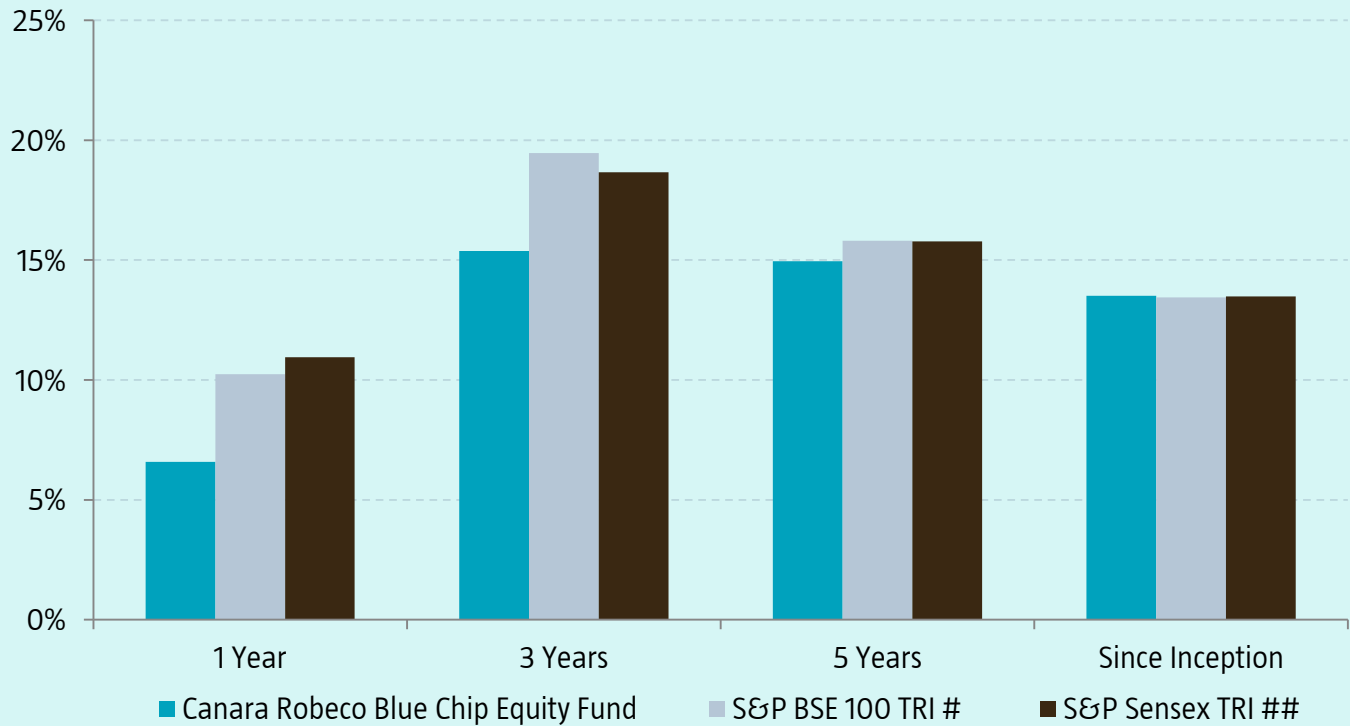
- Focus on blue chip companies by investing in Top 100 companies based on market capitalisation
- Fund focuses on companies and sectors that are expected to perform better than the general market
- Fund uses inputs from internal quant model to identify investable companies

## PERFORMANCE AT A GLANCE

## Canara Robeco Blue Chip Equity Fund: Rs. 41,950 on an investment of Rs.10,000 since inception

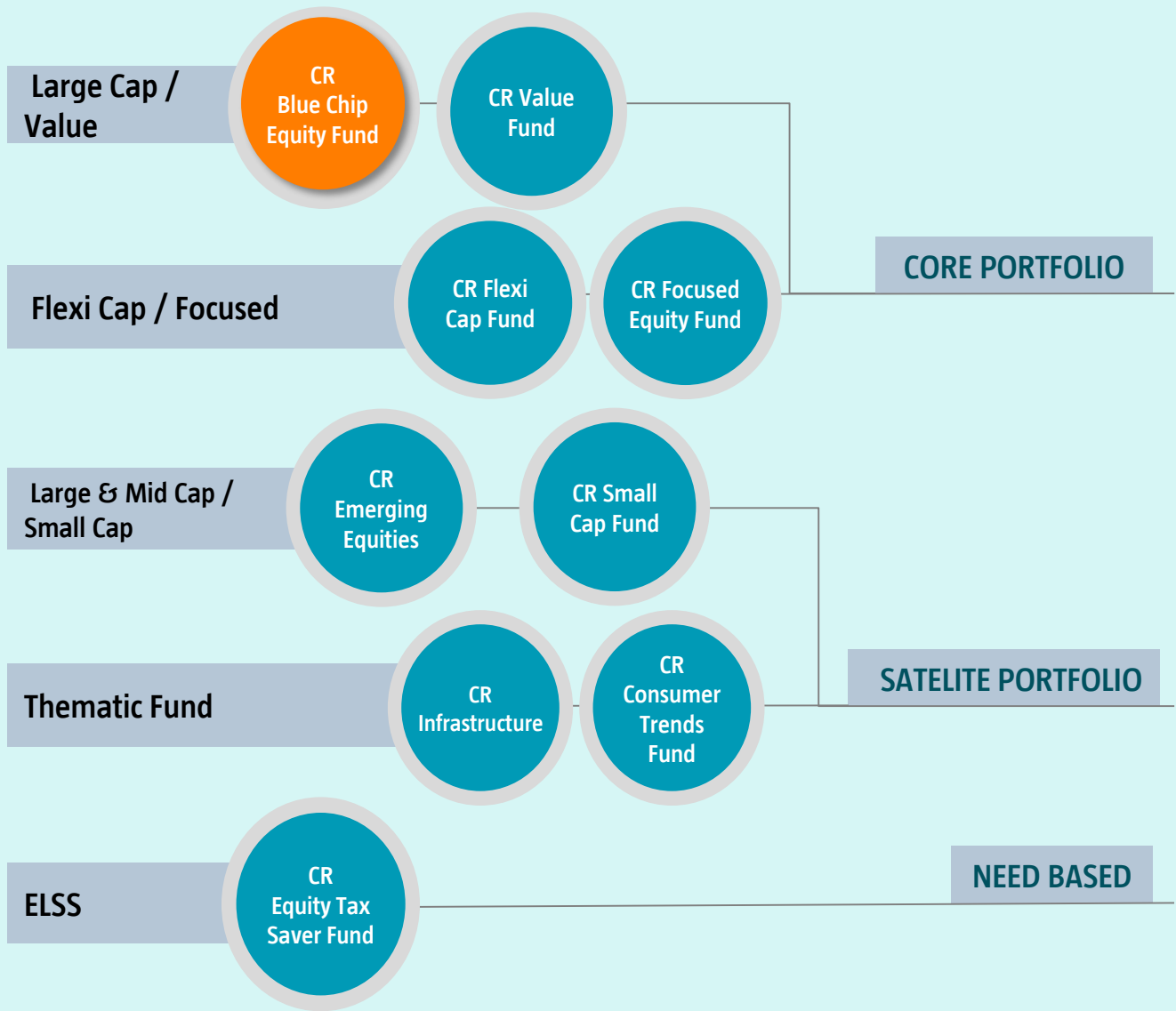
Period	Returns (%)			Current Value of Standard Investment of Rs.10,000 in the		
	Scheme	S&P BSE 100 TRI #	S&P BSE Sensex TRI ##	Scheme	S&P BSE 100 TRI #	S&P BSE Sensex TRI ##
<b>Last 1 Year</b>	0.82	6.05	5.82	10082	10603	10580
<b>Last 3 Years</b>	15.61	16.17	15.17	15451	15676	15274
<b>Last 5 Years</b>	13.05	12.26	13.61	18480	17844	18943
<b>Since Inception (CAGR)</b>	12.29	11.45	13.89	41950	38246	49978

The past performance may or may not be sustained in the future. Returns are based on growth NAV of Regular plan and are calculated on compounded annualized basis for a period of more than (or equal to) a year and absolute basis for a period less than a year. Inception Date: August 20, 2010. Different plans have a different expense structure. The performance details provided herein are of Regular Plan. (1) Mr. Shridatta Bhandwadar is managing the scheme since 5-July-16. (2) Mr. Vishal Mishra is managing the scheme since 01-June-21. Performance as on 30<sup>th</sup> Dec'22

**PERFORMANCE AT A GLANCE - SIP**


Canara Robeco Blue Chip Equity Fund	1 year	3 years	5 years	Since Inception
Total Amt invested (INR)	120000	360000	600000	1490000
Market Value (INR)	124201	451939	872101	3641407

PRODUCT POSITIONING



## WHY INVEST



- Opportunity to participate in the **India Growth Story**
- **Focused Blue Chip** holdings by investing in Top 100 companies based on their Market capitalization
  - ✓ Blue Chip Companies are proxies to the Economy and have potential to grow
  - ✓ Blue Chip Companies reflect characteristics of **“LEADERS”**
- Can be part of the **‘CORE’** portfolio of an investor’s equity portfolio
- Concentrated & Seasoned portfolio compared to other sector / thematic funds.

## FUND FACTS

<b>Fund Category</b>	Open ended equity scheme
<b>Investment Objective</b>	To provide capital appreciation by predominantly investing in companies having a large market capitalization. However, there can be no assurance that the investment objective of the scheme will be realized.
<b>Inception Date</b>	20-Aug-10
<b>Asset Allocation</b>	<input type="checkbox"/> Large Cap equity and equity related instruments* - 80% to 100% (Risk- High) <input type="checkbox"/> Other Equity and equity related instruments - 0% to 20% (Risk- Low) <input type="checkbox"/> Debt and Money Market Instruments - 0% to 20% (Risk- Low to Medium) <input type="checkbox"/> Reits/Invits- 0% to 10% (Risk- Medium to High)
<b>Plans/Options</b>	Regular & Direct Plan: Options: Growth / IDCW with payout & Reinvestment
<b>Facilities</b>	SIP/ STP/ SWP/ Dividend Transfer Facility
<b>Fund Size</b>	Rs. 8,666.25 Crs (Month End AUM)
<b>Load Structure</b>	Exit Load: 1% - if redeemed/switched out within 1 year; Nil- if redeemed/switched out after 1 year
<b>Benchmark</b>	S&P BSE 100 TRI
<b>Fund Manager</b>	Mr. Shridatta Bhandwadar, Mr. Vishal Mishra

## Performance of Fund Manager

### Fund Manager: Mr. Shridatta Bhandwadar

Scheme Names	CAGR (%)							
	1 Year Return		3 Years Return		5 Years Return		Since Inception	
	Scheme	Benchmark*	Scheme	Benchmark*	Scheme	Benchmark*	Scheme	Benchmark*
CANARA ROBECO SMALL CAP FUND	6.81	-2.64	37.28	26.22	N.A	-	26.26	20.85
CANARA ROBECO INFRASTRUCTURE	9.00	15.11	22.86	23.66	8.93	6.64	13.14	-
CANARA ROBECO CONSUMER TRENDS FUND	6.15	6.05	18.53	16.17	13.88	12.26	15.84	11.98
CANARA ROBECO FOCUSED EQUITY FUND	1.61	4.78	N.A	-	N.A	-	15.48	14.57
CANARA ROBECO EMERGING EQUITIES	-1.65	4.50	18.83	20.06	10.58	11.71	16.93	-
CANARA ROBECO FLEXICAP FUND	-1.67	4.78	16.81	17.76	12.53	11.80	17.52	16.15
CANARA ROBECO EQUITY TAX SAVER FUND	-0.17	4.78	19.77	17.76	14.31	11.80	19.04	17.03
CANARA ROBECO EQUITY HYBRID FUND	1.35	4.80	14.19	13.97	10.97	10.98	11.36	0.00
CANARA ROBECO BLUE CHIP EQUITY FUND	0.82	6.05	15.61	16.17	13.05	12.26	12.29	11.45
CANARA ROBECO CONSERVATIVE HYBRID FUND	2.62	3.10	8.71	8.02	7.95	8.00	10.13	8.79

**Note:**

- Mr. Shridatta Bhandwadar manages 10 open-ended schemes of Canara Robeco Mutual Fund.
- Period for which scheme's performance has been provided is computed basis last day of the month-end preceding the date of advertisement
- Different plans shall have a different expense structure. The performance details provided herein are of Regular plan - Growth Option.
- Past performance may or may not be sustained in the future.
- : Corresponding Benchmark values not available
- N.A. - Not Applicable because scheme is in existence for less than 3 years or 5 years respectively.

### Fund Manager: Mr. Vishal Mishra

Scheme Names	CAGR (%)							
	1 Year Return		3 Years Return		5 Years Return		Since Inception	
	Scheme	Benchmark*	Scheme	Benchmark*	Scheme	Benchmark*	Scheme	Benchmark*
CANARA ROBECO EQUITY TAX SAVER FUND	-0.17	4.78	19.77	17.76	14.31	11.80	19.04	17.03
CANARA ROBECO INFRASTRUCTURE	9.00	15.11	22.86	23.66	8.93	6.64	13.14	-
CANARA ROBECO BLUE CHIP EQUITY FUND	0.82	6.05	15.61	16.17	13.05	12.26	12.29	11.45
CANARA ROBECO VALUE FUND	12.21	4.78	N.A	-	N.A	-	11.29	4.88

**Note:**

- Mr. Vishal Mishra manages 4 open-ended schemes of Canara Robeco Mutual Fund.
- Period for which scheme's performance has been provided is computed basis last day of the month-end preceding the date of advertisement
- Different plans shall have a different expense structure. The performance details provided herein are of Regular plan - Growth Option
- Past performance may or may not be sustained in the future.
- : Corresponding values not available
- N.A. - Not Applicable because scheme is in existence for less than 3 year.



**DISCLAIMER**

The information used towards formulating the outlook have been obtained from sources published by third parties. While such publications are believed to be reliable, however, neither the AMC, its officers, the trustees, the Fund nor any of their affiliates or representatives assume any responsibility for the accuracy of such information. CRMF, its sponsors, its trustees, CRAMC, its employees, officer, directors, etc. assume no financial liability whatsoever to the user of this document. Mutual Fund Investments are subject to market risk. Investors are requested to read the Scheme related documents carefully before investing.

**Mutual Fund investments are subject to market risks, read all Scheme related documents carefully.**