
**CANARA ROBECO
CONSERVATIVE HYBRID FUND**

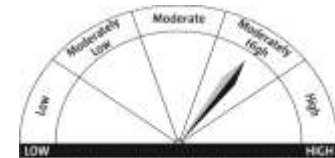
Canara Robeco Conservative Hybrid Fund

An open-ended hybrid scheme investing predominantly in debt instruments

This product is suitable for investors who are seeking*

- Income/Capital appreciation over medium term to long term.
- Investment predominantly in debt and money market instruments and small portion in equity

**Investors should consult their financial advisers if in doubt about whether the product is suitable*



Investors understand that their principal will be at Moderately High risk.

Canara Robeco Conservative Hybrid Fund
(An open-ended hybrid scheme investing predominantly in debt instruments)

+

Systematic Withdrawal Plan

=

A Winning Combo!

KEY TAKE AWAY

- ❑ Know the basics of Systematic Withdrawal Facility (SWP)
- ❑ Understand how SWP in Canara Robeco Conservative Hybrid Fund can help you achieve your objective of regular income
- ❑ Recognize the benefits of investing in SWP over other traditional income avenues
- ❑ Be equipped to plan your own Systematic Withdrawal Plan
- ❑ Be cognizant of the application process

Systematic Withdrawal Plan (SWP)

- An effortless way to meet your monthly expenses

SYSTEMATIC WITHDRAWAL PLAN



Systematic Withdrawal Plan to receive regular fixed payouts as per individual's cash flow needs.



Fixed amount is redeemed periodically out of the investment.



Directly credited to investor's bank account at indicated frequency (monthly, quarterly)



Amount received could be used as a **source of income** or **can be invested** in other avenues.

Premise:

- Investor invests Rs. 1,20,000
- The initial amount remains invested & grows linked to market for 1 Year
- Post 1 Year, the investor starts withdrawing Rs. 1,000 per month through SWP i.e. an annual withdrawal of 1% of amount invested
- The following slide shows what will be the value of investment if withdrawal is made for 5 years, 10 years & 15 years respectively

SWP ILLUSTRATION – 1 YEAR

Assumed rate of growth of the investment (CAGR)		Scenario 1	Scenario 2	Scenario 3
		8%	10%	12%
Initial Amount Invested		1,20,000	1,20,000	1,20,000
Value of Investment after 1 Year		1,29,600	1,32,000	1,34,400
Amount Systematically Withdrawn per month [Assuming an annual withdrawal of 1% of amount invested]		1,000	1,000	1,000
Scenario for next 5 Years	Total Amount received (Pre Tax) [@1000 p.m. * 60 months]	60,000	60,000	60,000
	Value of Investment at the end of the period	1,19,607	1,39,744	1,62,494
	Amount received + Investment value at the end of the period	1,79,607	1,99,744	2,22,494
Scenario for next 10 Years	Total Amount received (Pre Tax) [@1000 p.m. * 120 months]	1,20,000	1,20,000	1,20,000
	Value of Investment at the end of the period	1,04,719	1,52,484	2,13,533
	Amount received + Investment value at the end of the period	2,24,719	2,72,484	3,33,533
Scenario for next 15 Years	Total Amount received (Pre Tax) [@1000 p.m. * 180 months]	1,80,000	1,80,000	1,80,000
	Value of Investment at the end of the period	82,539	1,73,447	3,06,256
	Amount received + Investment value at the end of the period	2,62,539	3,53,447	4,86,256

A moderately conservative investor may opt for SWP in a Fund like Hybrid Fund

Please Note: The withdrawal amount of 1% in the above example is for illustration purposes only. The investor however has an option to choose the amount to be withdrawn.

The above table is for illustration purpose only to explain the concept of SWP & shall not be construed as indicative yields/returns of any of the Schemes of Canara Robeco Mutual Fund

SWP ILLUSTRATION – 3 YEARS

Premise:

- Investor invests Rs. 1,20,000
- The initial amount remains invested & grows linked to market for 3 Years
- Post 3 Years, the investor starts withdrawing Rs. 1,000 per month through SWP i.e. an annual withdrawal of 1% of amount invested
- The following slide shows what will be the value of investment if withdrawal is made for 5 years, 10 years & 15 years respectively

SWP ILLUSTRATION – 3 YEARS

Assumed rate of growth of the investment (CAGR)	Scenario 1	Scenario 2	Scenario 3	
	8%	10%	12%	
Initial Amount Invested	1,20,000	1,20,000	1,20,000	
Value of Investment after 1 Year	1,51,165	1,59,720	1,68,591	
Amount Systematically Withdrawn per month [Assuming an annual withdrawal of 1% of amount invested]	1,000	1,000	1,000	
Scenario for next 5 Years	Total Amount received (Pre Tax) [@1000 p.m. * 60 months]	60,000	60,000	60,000
	Value of Investment at the end of the period	1,51,736	1,85,352	2,24,610
	Amount received + Investment value at the end of the period	2,11,736	2,45,352	2,84,610
Scenario for next 10 Years	Total Amount received (Pre Tax) [@1000 p.m. * 120 months]	1,20,000	1,20,000	1,20,000
	Value of Investment at the end of the period	1,52,587	2,27,524	3,26,378
	Amount received + Investment value at the end of the period	2,72,587	3,47,524	4,46,378
Scenario for next 15 Years	Total Amount received (Pre Tax) [@1000 p.m. * 180 months]	1,80,000	1,80,000	1,80,000
	Value of Investment at the end of the period	1,53,854	2,96,910	5,11,260
	Amount received + Investment value at the end of the period	3,33,854	4,76,910	6,91,260

Increase in initial holding period by 2 Years



Sharp increase in final value

A moderately conservative investor may opt for SWP in a Fund like Hybrid Fund


Please Note: The withdrawal amount of 1% in the above example is for illustration purposes only. The investor however has an option to choose the amount to be withdrawn.

The above table is for illustration purpose only to explain the concept of SWP & shall not be construed as indicative yields/returns of any of the Schemes of Canara Robeco Mutual Fund

Conservative Hybrid Fund

A fund investing in debt securities but adds the goodness of equity while keeping the risk in control

WHAT ARE CONSERVATIVE HYBRID FUNDS



A mutual fund scheme that aims to provide **SAFETY** of capital while allowing scope for **GROWTH**

FEATURES OF CONSERVATIVE HYBRID FUNDS

	Conservative Hybrid Funds	Traditional Investment avenues with lock-in period
Return Potential	Market linked Returns	Fixed returns
Tax Efficiency	Dividend is tax free in the hands of investor	Interest earned is taxable
Indexation Benefit	Available	Not available
Liquidity	Investor can access the funds on the very next day of investing	Money is locked-in for pre-determined tenure
Transparency on underlying holdings / credits	These funds have to mandatorily disclose the details of the instruments like the type of the instrument, name of the issuer, credit rating etc.	No such disclosure is made
TDS	No TDS (except for NRIs)	Tax is deducted (irrespective of interest paid or reinvested)

TAX ADVANTAGE

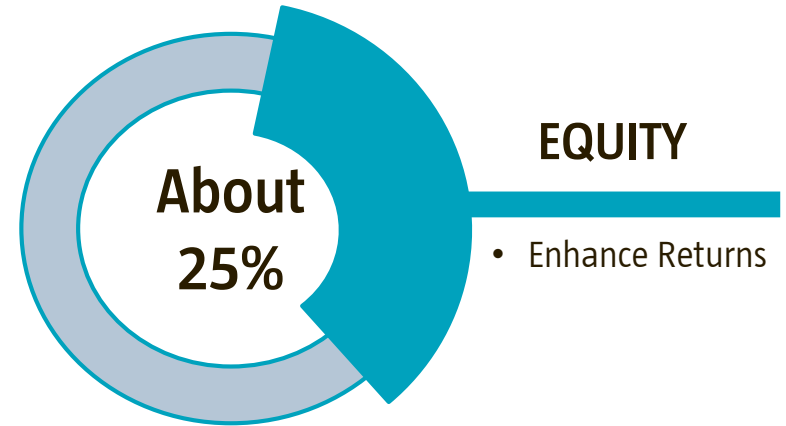
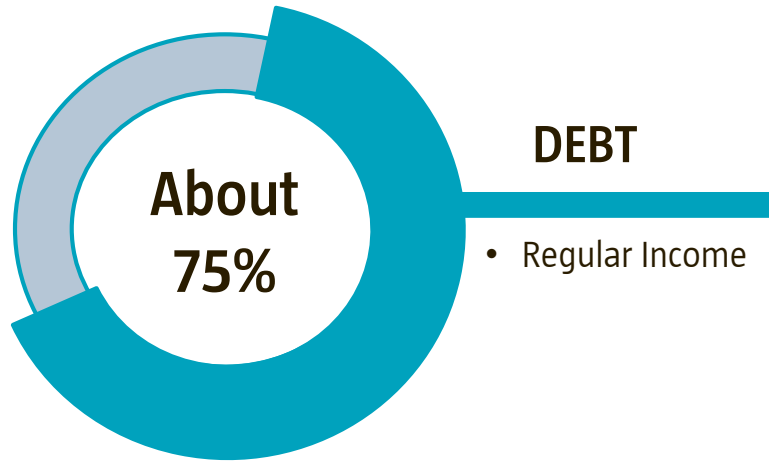
	Particulars	Product A	Product B Not eligible for indexation benefit		
		Indexation Benefits across all tax slabs	Tax Slabs		
			10%	20%	30%
A	Initial Investment	1,00,000	1,00,000	1,00,000	1,00,000
B	Assumed Total Return(CAGR)	10%	10%	10%	10%
C	Investment Period (Yrs.)	3	3	3	3
D	Amount after investment period $[A*(1+B)^C]$	1,33,100	1,33,100	1,33,100	1,33,100
E	Inflation assumed @ 6% p.a. Indexed Cost $[A*(1.06)^C]$	1,19,102	-	-	-
F	Long Term Capital Gains [D-E]	13,998	-	-	-
	Interest Income [D-A]	-	33,100	33,100	33,100
G	Taxation	20.60%	10.30%	20.60%	30.90%
H	Tax Amount $[F*G]$	2,884	3,409	6,819	10,228
I	Post Tax Amount [D-H]	1,30,216	1,29,691	1,26,281	1,22,872
H	Post Tax effective interest earned in CAGR $[(I/A)^{(1/C)} - 1]$	9.20%	9.05%	8.09%	7.11%

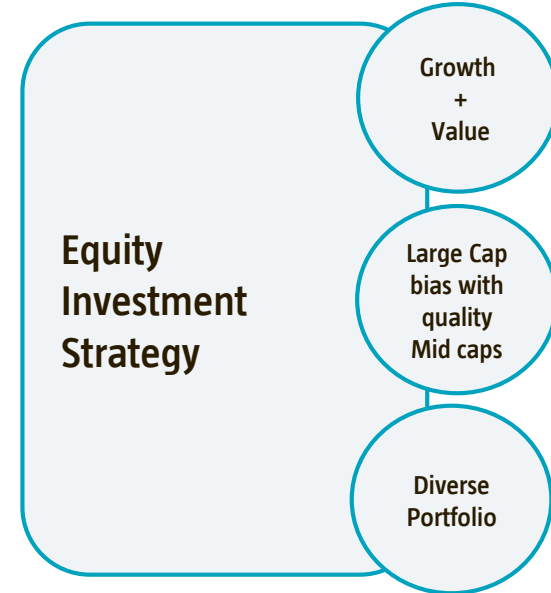
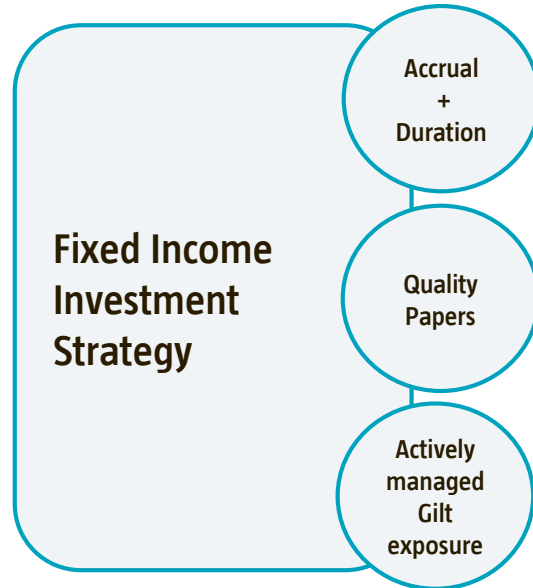
Assuming investor income falls below 1 Cr.

Canara Robeco Conservative Hybrid Fund

(An open-ended hybrid scheme investing predominantly in debt instruments)

**Income generating opportunity along with equity
market participation**



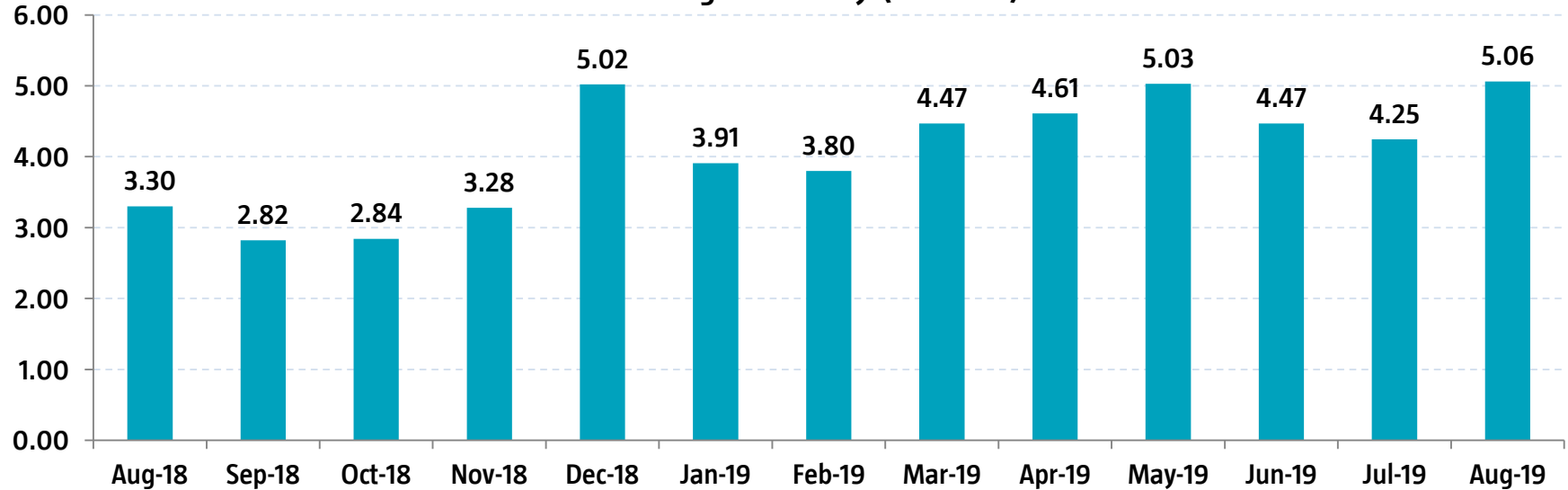


Portfolio Highlights

- 35 stocks with the highest stock exposure being 2.66% of portfolio net assets
- Average maturity of the fund is 3.91 years

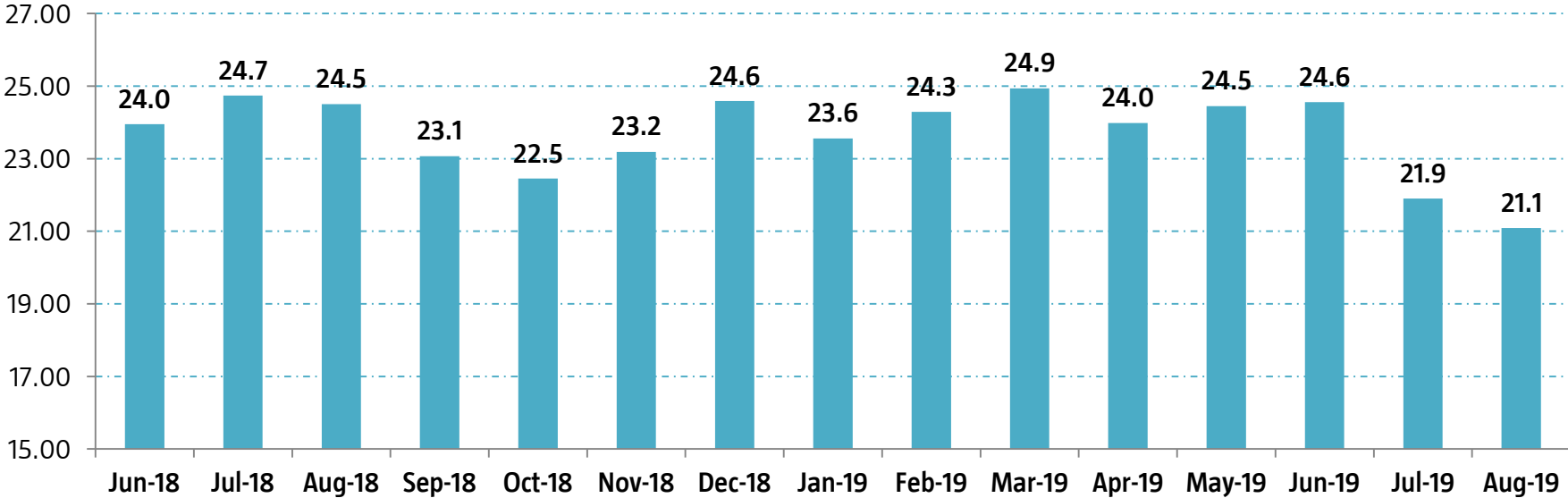
ACTIVE CALL ON DURATION

Average Maturity (in Years)



- The duration of the fund is actively managed based on the fund manager's view on changes in interest rates
- The average maturity of the scheme is increased in expectation of interest rates softening and reduced when yields are expected to harden

EQUITY ALLOCATION (%)



- Equity exposure is restricted to 25% of assets and is actively managed with the goal to enhance the returns of the overall portfolio
- With an emphasis on safety, portfolio has a substantial portion of its investments in Large Cap companies with few high conviction mid cap companies

SWP in Canara Robeco Conservative Hybrid Fund

KEY FEATURES

Frequency

- Monthly
- Quarterly

SWP Dates

- 1st, 5th, 15th, 20th, 25th of each month

Amount

- Any amount above Rs. 1000 for monthly withdrawal
- Any amount above Rs. 2000 for quarterly withdrawal

Ideal Investment Horizon

- To avail the benefit of indexation on the periodic withdrawal one may start SWP 3 years after initial investment

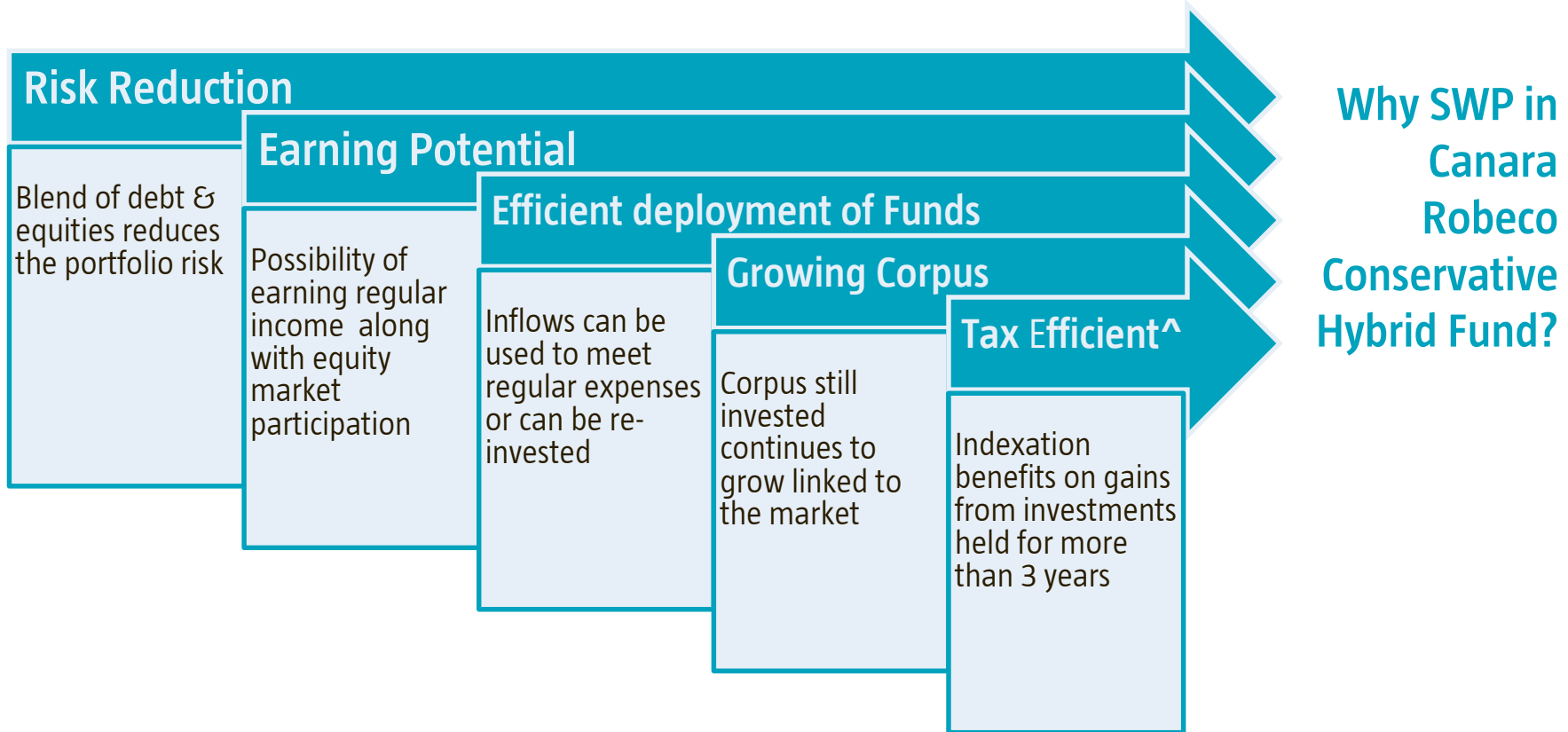
Suitable for

- Conservative investors with Medium to Long term investment horizon

10 YR BACK TESTED DATA - SWP

Initial Holding Period	1 Year	3 Years
Date of Investment	31/03/2009	31/03/2009
Initial Amount Invested	1,20,000	1,20,000
Value of Investment after initial holding period	1,06,554.02	1,51,174.42
Amount Systematically Withdrawn per month	1,000	1,000
Number of SWP withdrawals during remaining period (till 29/03/19)	108 (9 yrs*12 months)	84 (7 yrs*12 months)
Total Amount received till 29/03/19 (Pre Tax)	1,08,000 (108 months @ 1000 p.m.)	84,000 (84 months @ 1000 p.m.)
Value of Investment as on 29/03/19	1,06,405.31	1,55,777.75
Total Earning at the end of the period (As on 29/03/19)	2,12,959.33	3,06,952.17
Return (CAGR) (As on 29/03/19)	8.32%	8.55%

WHY SWP IN CR CONSERVATIVE HYBRID FUND



BENEFITS OF SWP IN MUTUAL FUNDS

- 1 Tax Efficient Returns[^] : LTCG eligible for indexation benefit.
- 2 No TDS on withdrawal of units
- 3 Tax is payable only on withdrawal of units. While tax is payable on annual basis in other sources of monthly income irrespective of whether interest payment is received by the investor or re-invested
- 4 Allows the investor to change the withdrawal amount and frequency of withdrawal at any time
- 5 The entire process is hassle free

HOW TO START SWP

- ❑ **Step 1:** Invest a lump sum amount in the scheme, this can be topped up any time in future too

- ❑ **Step 2:** Based on your regular income requirements decide:
 - ✓ Amount of withdrawal
 - ✓ Start Date of the SWP
 - ✓ Frequency of SWP
 - ✓ Date on which SWP withdrawal should take place
 - ✓ End Date of SWP

- ❑ **Step 3:** Fill in the above details in the SWP form & submit it at the time of investment

- ❑ **Step 4:** Start receiving the requested amount periodically from the chosen date onwards



FUND FACTS

Fund Category	Open ended hybrid scheme investing predominantly in debt instruments
Investment Objective	To generate income by investing in a wide range of Debt Securities and Money Market instruments of various maturities and small portion in equities and Equity Related Instruments. However, there can be no assurance that the investment objective of the scheme will be realized.
Inception Date	24-Apr-1988
Asset Allocation	<input type="checkbox"/> Equity and equity related instruments- 10% - 25% (Risk- High) <input type="checkbox"/> Debt securities (including Securitized debt) with Money Market Instruments - 75% - 90% (Risk- Medium)
Plans/Options	Regular Plan- Growth Option Regular Plan - Monthly Dividend Payout /Reinvestment Option Regular Plan- Quarterly Dividend Payout/Reinvestment Option Direct Plan- Growth Option Direct Plan - Monthly Dividend Payout /Reinvestment Option Direct Plan- Quarterly Dividend Payout/Reinvestment Option
Facilities	SIP/ STP/ SWP/ Dividend Transfer Facility
Fund Size	Rs. 199.20 Crs (Month End AUM)
Load Structure	1% - if redeemed/switched out within 1 year from the date of allotment. Nil – if redeemed / switched out after 1 year from the date of allotment.
Benchmark	CRISIL Hybrid 85+15 - Conservative Index
Fund Manager	Equity Portion: Mr. Miyush Gandhi Debt Portion: Mr. Avnish Jain

FUND MANAGER PERFORMANCE

Fund Manager: Mr. Avnish Jain

Scheme Names	CAGR (%)							
	1 Year Return		3 Years Return		5 Years Return		Since Inception	
	Scheme	Benchmark ^a	Scheme	Benchmark ^a	Scheme	Benchmark ^a	Scheme	Benchmark ^a
CANARA ROBECO EQUITY HYBRID FUND*	-1.56%	-0.28%	7.60%	8.42%	9.73%	9.19%	10.84%	0.00%
CANARA ROBECO CONSERVATIVE HYBRID FUND*	6.17%	10.03%	5.95%	7.95%	7.02%	9.40%	10.30%	8.96%
CANARA ROBECO INCOME FUND	12.32%	13.22%	7.18%	7.72%	8.71%	9.37%	8.64%	7.10%
CANARA ROBECO GOLD EXCHANGE TRADED FUND	26.93%	31.95%	6.68%	8.70%	5.87%	7.89%	3.33%	5.22%
CANARA ROBECO GOLD SAVINGS FUND	23.91%	31.95%	5.44%	8.70%	4.85%	7.89%	1.61%	4.40%
CANARA ROBECO CORPORATE BOND FUND	9.92%	13.22%	6.91%	7.72%	7.91%	9.37%	8.22%	9.63%

Note:

- Mr. Avnish Jain manages 6 open-ended schemes of Canara Robeco Mutual Fund.
- Period for which scheme's performance has been provided is computed basis last day of the month-end preceding the date of advertisement.
- Different plans shall have a different expense structure. The performance details provided herein are of Regular plan - Growth Option.
- *Managing the portfolio only for debt allocation.
- As per the provisions of SEBI circular dated April 12, 2018 (Performance disclosure post consolidation/ Merger of Schemes), the past performance of aforesaid scheme is based on the historical NAV of Canara Robeco Income Saver Fund (erstwhile Canara Robeco Monthly Income Plan) and hence may not be comparable.
- Past performance may or may not be sustained in the future.

Fund Manager: Mr. Miyush Gandhi

Scheme Names	CAGR (%)							
	1 Year Return		3 Years Return		5 Years Return		Since Inception	
	Scheme	Benchmark ^a	Scheme	Benchmark ^a	Scheme	Benchmark ^a	Scheme	Benchmark ^a
CANARA ROBECO EMERGING EQUITIES	-13.53%	-11.96%	7.49%	7.15%	13.28%	9.72%	16.04%	N.A.
CANARA ROBECO CONSERVATIVE HYBRID FUND	6.17%	10.03%	5.95%	7.95%	7.02%	9.40%	10.30%	8.96%

Note:

- Mr. Miyush Gandhi manages 2 open-ended schemes of Canara Robeco Mutual Fund.
- Period for which scheme's performance has been provided is computed basis last day of the month-end preceding the date of advertisement.
- Different plans shall have a different expense structure. The performance details provided herein are of Regular Plan - Growth Option.
- As per the provisions of SEBI circular dated April 12, 2018 (Performance disclosure post consolidation/ Merger of Schemes), the past performance of aforesaid scheme is based on the historical NAV of Canara Robeco Income Saver Fund (erstwhile Canara Robeco Monthly Income Plan) and hence may not be comparable.
- Past performance may or may not be sustained in the future.

DISCLAIMER

The information used towards formulating the outlook have been obtained from sources published by third parties. While such publications are believed to be reliable, however, neither the AMC, its officers, the trustees, the Fund nor any of their affiliates or representatives assume any responsibility for the accuracy of such information. CRMF, its sponsors, its trustees, CRAMC, its employees, officer, directors, etc. assume no financial liability whatsoever to the user of this document. Mutual Fund Investments are subject to market risk. Investors are requested to read the Scheme related documents carefully before investing.

Mutual Fund investments are subject to market risks, read all Scheme related documents carefully.