

---

**CANARA ROBECO**  
**EQUITY HYBRID FUND**  
(erstwhile Canara Robeco Balance)

---

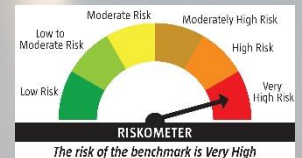
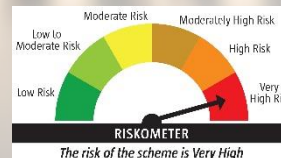
# Canara Robeco Equity Hybrid Fund

Aggressive Hybrid Fund: An open-ended hybrid scheme investing predominantly in equity and equity related instruments

**This product is suitable for investors who are seeking\***

- Income/capital appreciation over long term
- Investment predominantly in equity and equity related instruments and a small portion in debt and money market instruments

*\*Investors should consult their financial advisers if in doubt about whether the product is suitable*



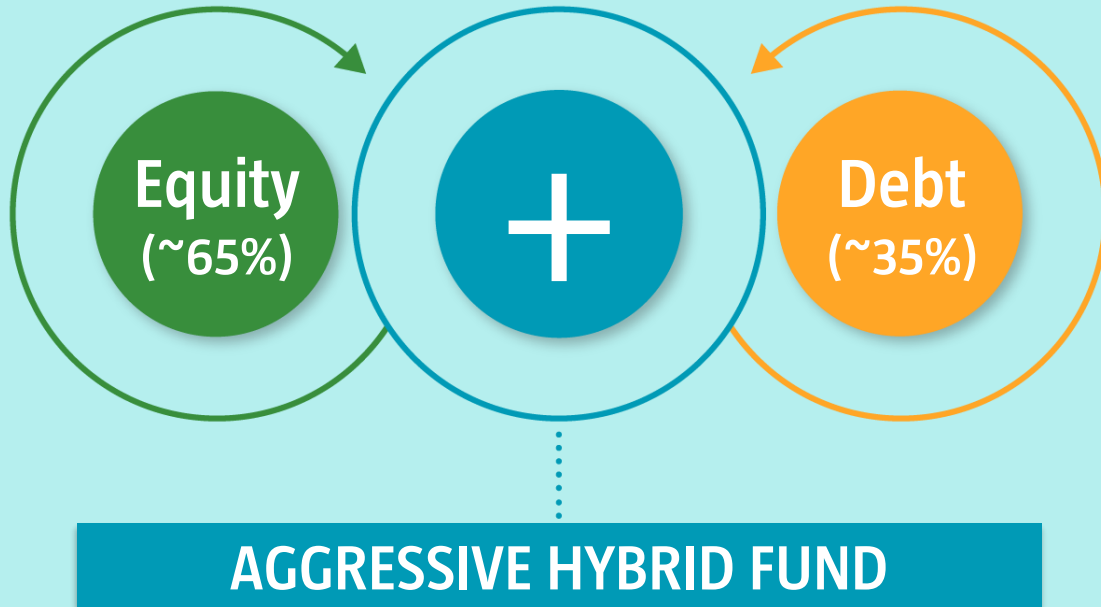
## WHAT IS AN AGGRESSIVE HYBRID FUND



## AGGRESSIVE HYBRID FUND

A fund which aims to benefit from the growth opportunities in Equities and generate steady income from Fixed Income

## AGGRESSIVE HYBRID FUNDS - PRODUCT FEATURES

FEATURES

Invests in Equity & Debt (True to its nature Fund)



Potential of generating better returns with lower volatility

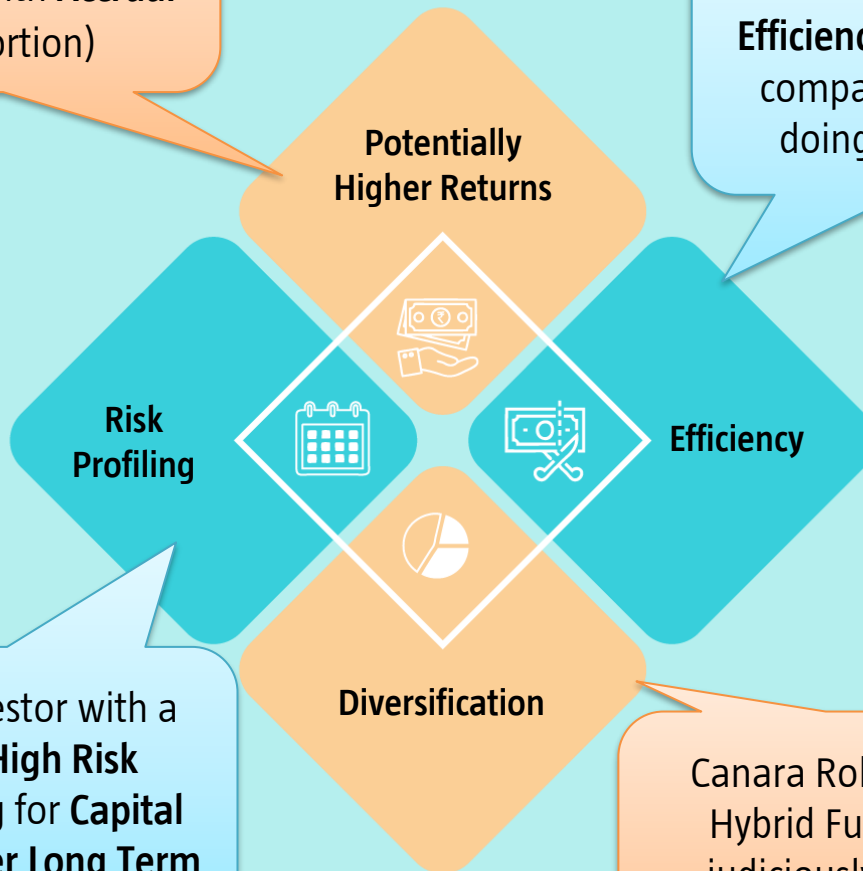


Option to receive Dividends/SWP as per requirement

## WHY CANARA ROBECO EQUITY HYBRID FUND

Aims to generate long-term **Capital Appreciation** (Equity portion) along with **Accrual Income** (Debt portion)

**Cost & Operational Efficiency** for investors as compared to investors doing it at their end



Ideal for an investor with a **Moderately High Risk** appetite looking for **Capital Appreciation Over Long Term**

Canara Robeco Equity Hybrid Fund invests judiciously between **Equity** and **Debt**

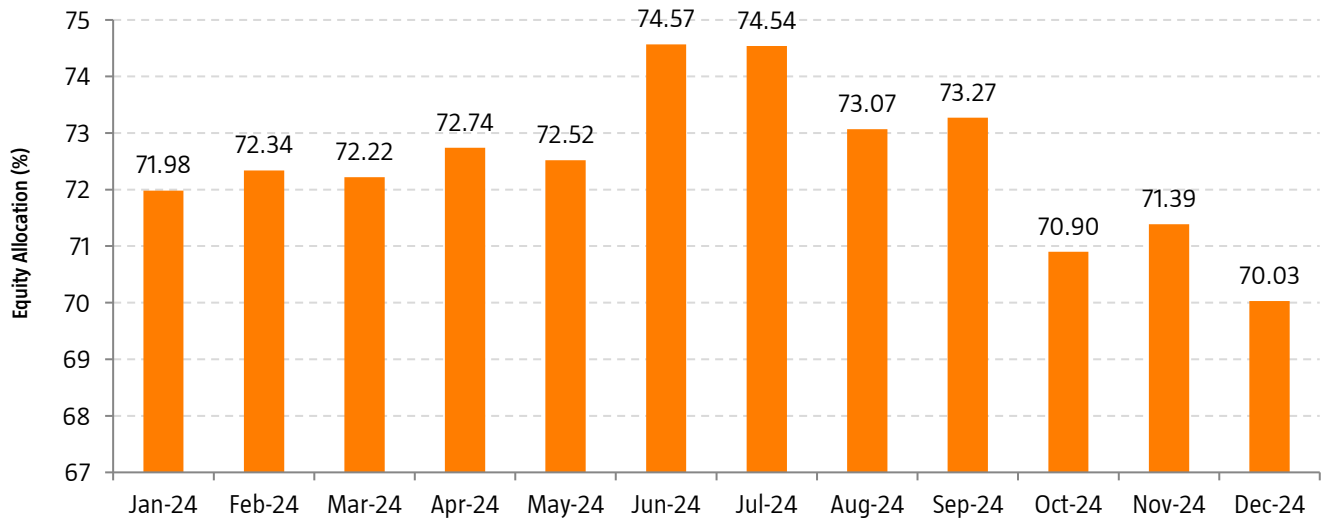
WHO CAN INVEST

Canara Robeco Equity Hybrid Fund is an 'ALL SEASON FUND' and can form a part of the core portfolio of namely:



## BUY LOW SELL HIGH STRATEGY

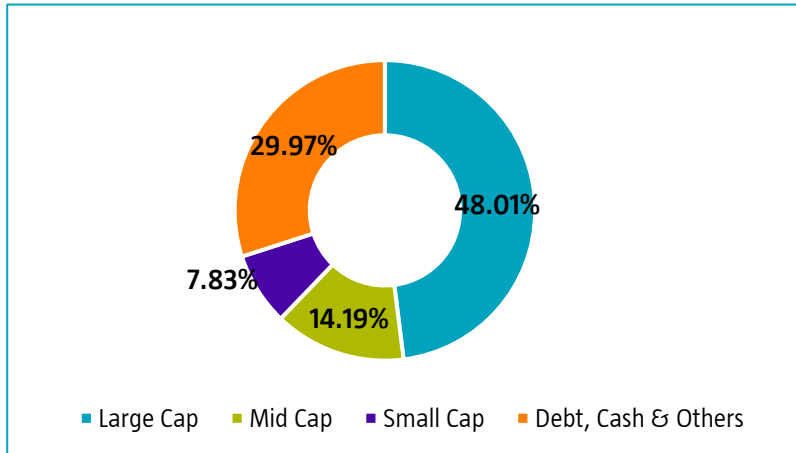
## Equity Asset Allocation



- The allocation to Equity is maintained in the range of 65% to 75%. With a cautiously optimistic outlook on equities, allocation has been around 70%
- When equity market rallies, the allocation to equity increases. Rebalancing brings allocation within range and helps book profits at higher levels also.
- Similarly, when equity market corrects allocation reduces and rebalancing helps buy more equity at lower levels.

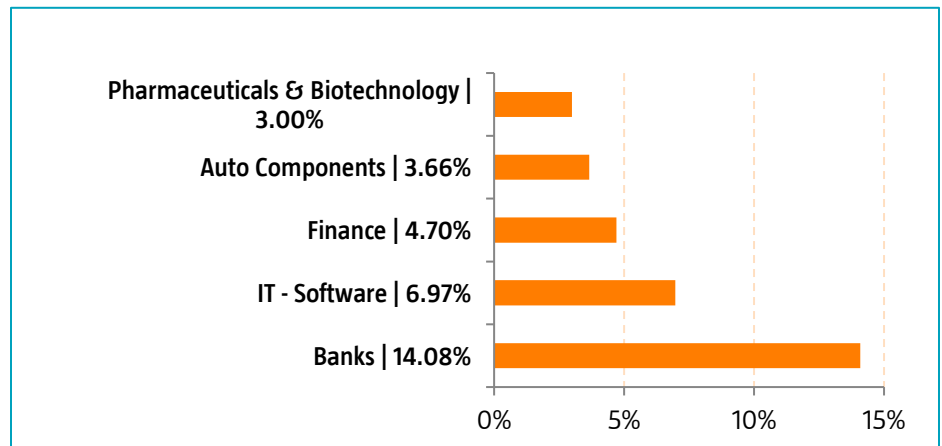
## PORTFOLIO HIGHLIGHTS

## Asset Allocation



A true to label fund with a small portion of Debt along with large Equity allocation

## Sector Allocation

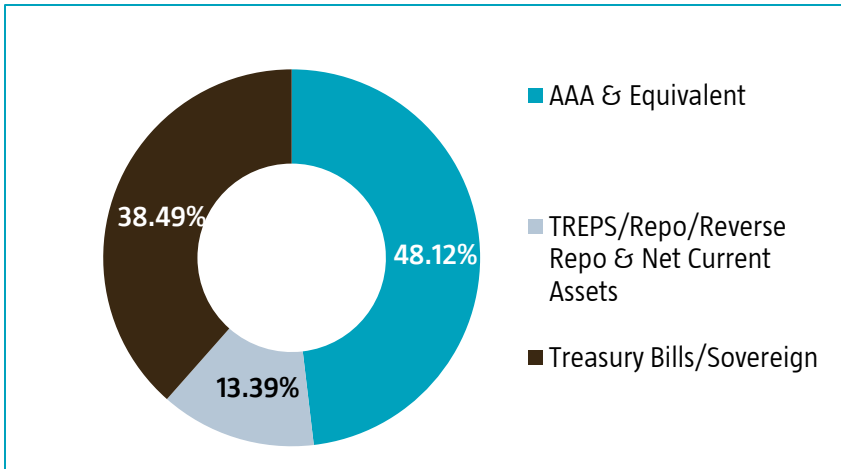


Well diversified portfolio across sectors



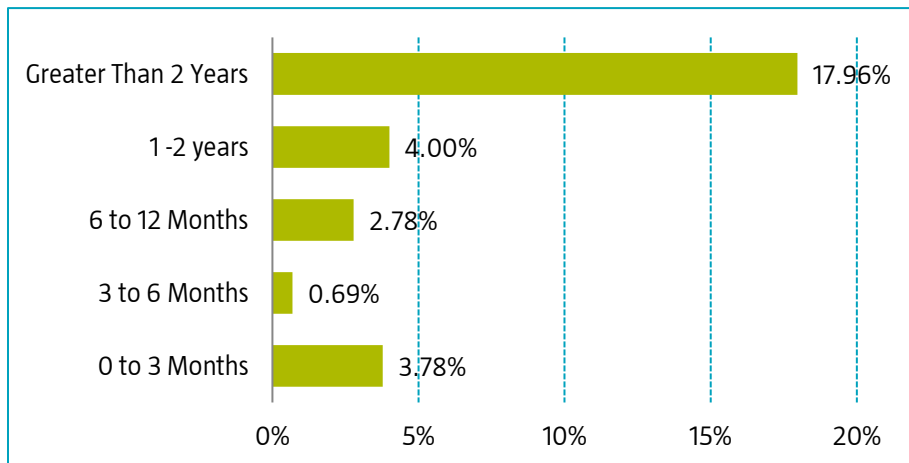
PORTFOLIO HIGHLIGHTS

Rating Allocation



Investments in **Highly Rated Instruments**

Maturity Profile



Tight **Duration range**

## PORTFOLIO HIGHLIGHTS

## Quantitative Information

Criteria	Values
Standard Deviation	9.42
Portfolio Beta	1.01
Portfolio Turnover Ratio	0.17 times
R-Squared	0.96
Sharpe Ratio	0.51

## Investment Style



## CONSISTENT MONTHLY DIVIDENDS

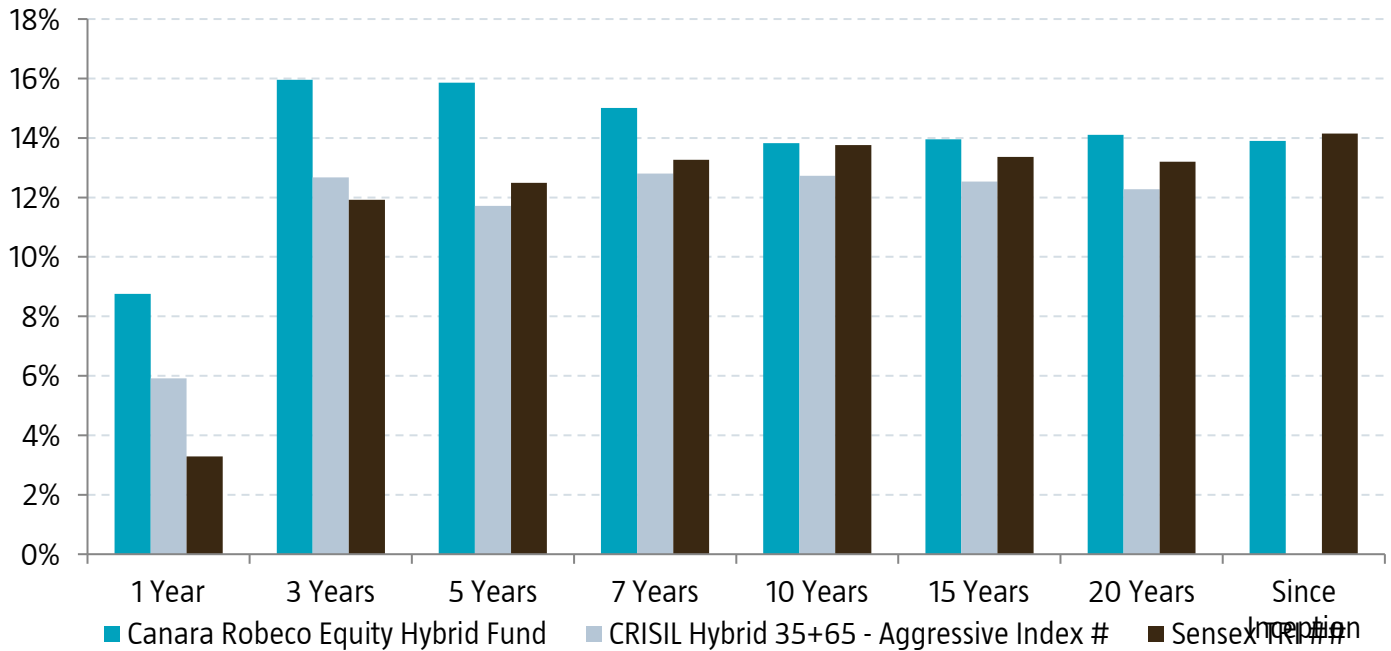
Record Date	Dividend per Unit	NAV as on Record Date	Annualised Dividend Yield (%)
30-Dec-22	0.64	86.25	8.90%
27-Jan-23	0.62	83.45	8.92%
24-Feb-23	0.62	83.38	8.92%
31-Mar-23	0.59	84.46	8.38%
28-Apr-23	0.61	83.84	8.73%
26-May-23	0.62	85.48	8.70%
30-Jun-23	0.64	87.97	8.73%
31-Jul-23	0.65	89.24	8.74%
31-Aug-23	0.65	88.02	8.79%
29-Sep-23	0.66	88.76	8.92%
27-Oct-23	0.65	86.17	9.05%
24-Nov-23	0.64	89.13	8.62%
29-Dec-23	0.69	94.67	8.75%
25-Jan-24	0.70	93.76	8.96%
23-Feb-24	0.69	95.65	8.66%
28-Mar-24	0.70	95.80	8.77%
26-Apr-24	0.71	96.76	8.81%
31-May-21	0.69	97.56	8.49%
28-Jun-24	0.73	101.77	8.61%
30-Aug-24	0.76	105.95	8.61%
27-Sep-24	0.78	108.17	8.65%
25-Oct-24	0.77	101.90	9.07%
29-Nov-24	0.73	102.18	8.57%
27-Dec-24	0.76	100.22	9.10%

## CONSISTENT TRACK RECORD OF GIVING MONTHLY DIVIDENDS

Past performance may or may not be sustained in future. Above details are for Canara Robeco Equity Hybrid Fund Dividend option Regular Plan. # Dividend is on face value of 10/- per unit. Pursuant to payment of dividend, the NAV of the dividend option of the scheme would fall to the extent of payout and statutory levy (if any). Dividend distribution is subject to the availability of distributable surplus. Dividends above are gross and does not include any taxes.

PERFORMANCE AT A GLANCE - SIP

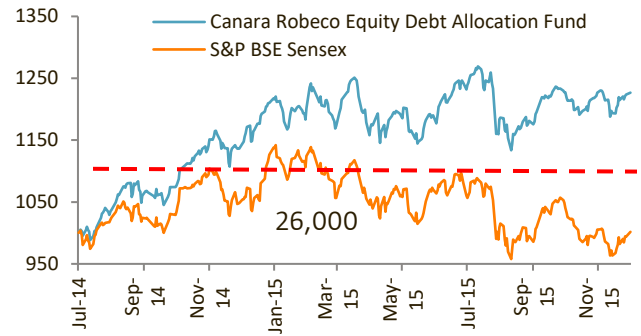
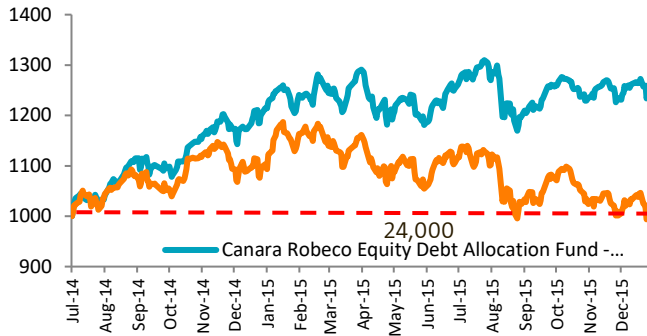
Canara Robeco Equity Hybrid Fund has outperformed the benchmark & S&P BSE SENSEX TRI over long term



Canara Robeco EHF	1 year	3 years	5 years	7 years	10 years	15 years	Since Inception
Total Amt invested (INR)	120000	360000	600000	840000	1200000	1800000	3830000
Market Value (INR)	125597	456021	892203	1434671	2470830	5635810	58092367

ADDING A CUSHION OF DEBT HELPS

Canara Robeco Equity Hybrid Fund has outperformed the benchmark & S&P BSE SENSEX TRI over long term



Date	Canara Robeco EHF	S&P BSE Sensex TRI
14/07/2014	82.22	23905.60
08/01/2016	104.80	23962.21
Absolute Returns	27.46%	0.24%
CAGR Returns	<b>15.46%</b>	0.14%

Date	Canara Robeco EHF	S&P BSE Sensex TRI
28/07/2014	93.45	25991.23
21/12/2015	114.65	26034.13
Absolute Returns	22.08%	-0.98%
CAGR Returns	<b>15.50%</b>	0.12%

- Its known that Equity markets have been range bound in the recent past as well, Canara Robeco Equity Debt Allocation Fund has generated positive returns
- Adding a cushion of debt helps the portfolio shield from the volatility and downfall on one asset class
- The returns generated by debt portfolio helps achieve positive returns on the amount invested.

## FUND FACTS

<b>Fund Category</b>	Aggressive Hybrid Fund – An open-ended hybrid scheme investing predominantly in equity and equity related Instruments
<b>Investment Objective</b>	To seek to generate long term capital appreciation and/or income from a portfolio constituted of equity and equity related securities as well as fixed income securities (debt and money market securities). However, there can be no assurance that the investment objective of the scheme will be realized
<b>Inception Date</b>	01-Feb-93
<b>Asset Allocation</b>	<input type="checkbox"/> Equity and equity related instruments: 65% - 80% <input type="checkbox"/> Debt and Money Market Instruments: 20% - 35% <input type="checkbox"/> REITs/ InvITs: 0%-10%
<b>Plans/Options</b>	Regular & Direct Plan: Options: Growth / IDCW (Monthly Dividend payout & Reinvestment)
<b>Facilities</b>	SIP/ STP/ SWP/ Transfer of IDCW Plan
<b>Fund Size</b>	Rs. 10,747.36 Crs (Month End AUM)
<b>Load Structure</b>	For any redemption / switch out upto 10% of units within 1 Year from the date of allotment - Nil For any redemption / switch out more than 10% of units within 1 Year from the date of allotment - 1% For any redemption/switch out after 1 Year from the date of allotment - Nil
<b>Benchmark</b>	CRISIL Hybrid 35+65 - Aggressive Index
<b>Fund Manager</b>	Equity Portion: Ms. Ennette Fernandes, Mr. Shridatta Bhandwaladar Debt Portion: Mr. Avnish Jain

Performance of Fund Manager

Fund Manager: Mr. Shridatta Bhandwaldar

Scheme Names	CAGR (%)									
	6 Months Return**		1 Year Return		3 Years Return		5 Years Return		Since Inception	
	Scheme	Benchmark*	Scheme	Benchmark*	Scheme	Benchmark*	Scheme	Benchmark*	Scheme	Benchmark*
CANARA ROBECO SMALL CAP FUND			23.03	26.96	20.30	22.66	33.32	30.66	26.72	26.32
CANARA ROBECO INFRASTRUCTURE			34.94	29.74	27.65	34.03	28.75	31.65	15.54	-
CANARA ROBECO CONSUMER TRENDS FUND			20.15	13.20	17.28	13.96	20.40	16.94	16.79	12.76
CANARA ROBECO FOCUSED EQUITY FUND			23.33	15.67	15.70	15.35	N.A	-	19.80	18.08
CANARA ROBECO EMERGING EQUITIES			26.08	18.51	15.49	18.03	21.30	22.17	17.74	-
CANARA ROBECO FLEXICAP FUND*			17.72	15.67	12.49	15.35	18.19	19.04	17.77	16.60*
CANARA ROBECO ELSSTAX SAVER			17.35	15.67	13.20	15.35	20.06	19.04	19.22	17.52
CANARA ROBECO EQUITY HYBRID FUND			15.23	12.69	11.91	11.85	15.53	14.59	11.74	-
CANARA ROBECO BLUE CHIP EQUITY FUND			17.63	13.20	13.21	13.96	17.32	16.94	13.33	12.36
CANARA ROBECO MID CAP FUND			27.00	26.55	N.A	-	N.A	-	27.48	30.71
CANARA ROBECO MULTI CAP FUND			21.32	19.17	N.A	-	N.A	-	27.66	27.16
CANARA ROBECO MANUFACTURING FUND**	-2.83	-9.98	N.A	-	N.A	-	N.A	-	28.33	18.40

Note:

- Mr. Shridatta Bhandwaldar manages 13 open-ended schemes of Canara Robeco Mutual Fund.
- Period for which scheme's performance has been provided is computed basis last day of the month-end preceding the date of advertisement.
- Different plans shall have a different expense structure. The performance details provided herein are of Regular plan - Growth Option.
- Past performance may or may not be sustained in the future.
- : Corresponding Benchmark values not available
- N.A. - Not Applicable because schemes in existence for less than 1 year or 3 years respectively.
- \* Since inception return for the benchmark is Composite return - \*\* As TRI data is not available since inception of the scheme, benchmark performance is calculated using composite CAGR of BSE S&P TRI Index. PRI values from 16th Sept 2003 to 31st Aug, 2006 and TRI values since 1st Aug, 2006 are considered.
- Canara Robeco Balanced Advantage Fund has not completed 6 months, hence the performance details are not provided.
- \*\*Scheme has been in existence for more than six months but less than one year, therefore returns shown above are based on simple annualized growth rate of the scheme for the past 6 months and since inception.

Fund Manager: Ms. Ennette Fernandes

Scheme Names	CAGR (%)							
	1 Year Return		3 Years Return		5 Years Return		Since Inception	
	Scheme	Benchmark*	Scheme	Benchmark*	Scheme	Benchmark*	Scheme	Benchmark*
CANARA ROBECO CONSUMER TRENDS FUND	20.15	13.20	17.28	13.96	20.40	16.94	16.79	12.76
CANARA ROBECO EQUITY HYBRID FUND	15.23	12.69	11.91	11.85	15.53	14.59	11.74	-

Note:

- Ms. Ennette Fernandes manages 3 open-ended schemes of Canara Robeco Mutual Fund.
- Period for which scheme's performance has been provided is computed basis last day of the month-end preceding the date of advertisement.
- Different plans shall have a different expense structure. The performance details provided herein are of Regular plan - Growth Option.
- Past performance may or may not be sustained in the future.
- : Corresponding Benchmark values not available
- Canara Robeco Balanced Advantage Fund has not completed 6 months, hence the performance details are not provided.

Fund Manager: Mr. Avnish Jain

Scheme Names	CAGR (%)							
	1 Year Return		3 Years Return		5 Years Return		Since Inception	
	Scheme	Benchmark*	Scheme	Benchmark*	Scheme	Benchmark*	Scheme	Benchmark*
CANARA ROBECO EQUITY HYBRID FUND*	15.23	12.69	11.91	11.85	15.53	14.59	11.74	-
CANARA ROBECO CONSERVATIVE HYBRID FUND**^	10.07	9.78	7.42	7.55	9.18	8.74	10.11	8.88
CANARA ROBECO LIQUID FUND	7.34	7.28	6.41	6.46	5.22	5.41	6.97	6.81
CANARA ROBECO SAVINGS FUND	7.31	7.60	6.13	6.50	5.57	6.06	7.31	7.23
CANARA ROBECO ULTRA SHORT TERM FUND	6.73	7.59	5.68	6.66	4.83	5.91	6.79	7.43
CANARA ROBECO CORPORATE BOND FUND	7.44	7.70	5.45	6.07	5.73	6.59	7.00	8.24
CANARA ROBECO GILT FUND	8.68	9.82	5.81	6.54	5.88	6.90	8.26	8.51
CANARA ROBECO DYNAMIC BOND FUND	7.63	8.86	5.25	6.00	5.28	6.88	6.91	7.82
CANARA ROBECO INCOME FUND	7.56	8.62	4.90	5.94	5.30	6.87	7.81	7.66
CANARA ROBECO SHORT DURATION FUND^	7.14	7.80	5.42	6.11	5.58	6.35	6.71	7.76
CANARA ROBECO BANKING AND PSU DEBT FUND	7.60	7.47	N.A	-	N.A	-	6.49	6.98

Note:

- Mr. Avnish Jain manages 11 open-ended schemes of Canara Robeco Mutual Fund.
- Period for which scheme's performance has been provided is computed basis last day of the month-end preceding the date of advertisement.
- Different plans shall have a different expense structure. The performance details provided herein are of Regular plan - Growth Option.
- \*\*Managing the portfolio only for debt allocation
- ^ As per the provisions of SEBI circular dated April 12, 2018 (Performance disclosure post consolidation/ Merger of Schemes), the past performance of aforesaid scheme is based on the historical NAV of Canara Robeco Income Saver Fund (erstwhile Canara Robeco Monthly Income Plan) and hence may not be comparable.
- Past performance may or may not be sustained in the future.
- : Corresponding Benchmark values not available
- N.A. - Not Applicable because schemes in existence for less than 3 years.

**DISCLAIMER**

The information used towards formulating the outlook have been obtained from sources published by third parties. While such publications are believed to be reliable, however, neither the AMC, its officers, the trustees, the Fund nor any of their affiliates or representatives assume any responsibility for the accuracy of such information. CRMF, its sponsors, its trustees, CRAMC, its employees, officer, directors, etc. assume no financial liability whatsoever to the user of this document. Mutual Fund Investments are subject to market risk. Investors are requested to read the Scheme related documents carefully before investing.

**Mutual Fund investments are subject to market risks, read all Scheme related documents carefully.**