

Investing in Emerging Equities is a lot like hiring someone.

You're always looking
for that something special.

CANARA ROBECO Emerging Equities

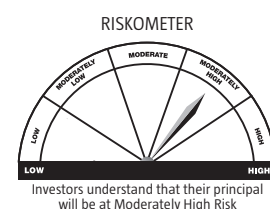
(Large & Mid Cap Fund - An open ended equity scheme investing in both large cap and mid cap stocks)



This product is suitable for investors who are seeking*:

- Capital appreciation over long term
- Investing predominantly in equities and equity related instruments of both large cap and mid cap companies

*Investors should consult their financial advisers if in doubt about whether the product is suitable for them.



Indian economy is growing at a speed which is matched by few in the world. This provides an opportunity for strong sustainable growth to Indian business. Many large and mid-sized companies have the right business model and management skills to scale their business to new heights

Presenting Canara Robeco Emerging Equities

Canara Robeco Emerging Equities follows bottom up approach to predominantly invest in large & mid cap companies. Large cap companies are defined as ones which are ranked Top 100 with respect to the market capitalisation & mid cap companies as the companies which fall in the range of 100 to 250 such companies. The fund seeks to identify those companies that have the potential to become leaders of tomorrow in their respective sectors within the large and midcap space.

Large & mid cap companies –

Large Cap companies tend to generate steady returns and Mid cap have immense growth potential as they are at an early stage in their life cycle and have more room for expansion.


Investment Style –

Fund follows GARP (Growth at Reasonable Price) style of investing

Investor Profile –

Ideal for investors who have an appetite for moderately high risk – return investments and an investment horizon of 3-5 years.

MARKET CAPITALIZATION

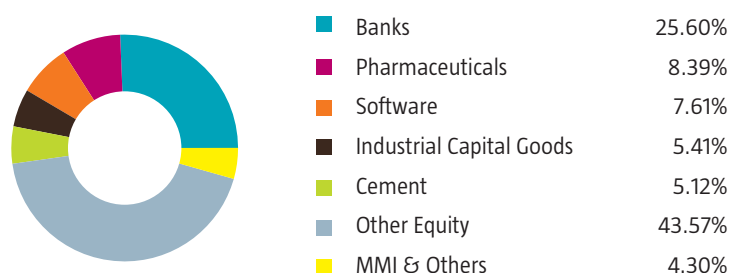


Portfolio Characteristics (as on 30th August, 2019)

Portfolio is spread across 62 stocks with Top 10 Stocks contributing to 36.13% of the Net Assets.

Name of the Company	Industry	% of Net Assets
HDFC Bank Ltd	Banks	6.37
ICICI Bank Ltd	Banks	6.30
Axis Bank Ltd	Banks	4.15
Larsen & Toubro Ltd	Construction Project	3.85
Kotak Mahindra Bank Ltd	Banks	2.98
Infosys Ltd	Software	2.98
Reliance Industries Ltd	Petroleum Products	2.60
ITC Ltd	Consumer Non Durables	2.39
Divi's Laboratories Ltd	Pharmaceuticals	2.37
The Federal Bank Ltd	Banks	2.14

Sector Allocation (as on 30th August, 2019)



Fund Specifics

Fund Inception	: March 11, 2005
Monthend AUM (₹)*	: ₹ 4668.59 Crores
Investment Objective	: To generate capital appreciation by investing in a diversified portfolio of large and mid-cap stocks. However, there can be no assurance that the investment objective of the scheme will be realized.
Asset Allocation	: Large Cap equity and equity related instruments* - 35% to 65%. (Risk- High) Mid Cap equity and equity related instruments* - 35% to 65% (Risk- High) Other equity and equity related instruments, debt and money market instruments - 0% to 30% (Risk- Low to Medium) Reits/Invits- 0% to 10%. (Risk- Medium to High) *As defined by SEBI Circular No. SEBI / HO / IMD / DF3 / CIR / P / 2017 / 114 dated October 06, 2017 and SEBI/HO/IMD/DF3/CIR/P/2017/126 dated December 04, 2017 as amended from time to time. (Currently it defines Large Cap Companies as those which are ranked from 1 to 100 and Mid Cap Companies as those which are ranked from 101 to 250 based on their full market capitalization.)
Minimum Investment Amount	: ₹ 5000 and in multiples of ₹ 1 thereafter Subsequent purchases: Minimum amount of ₹ 1000 and multiples of ₹ 1 thereafter SIP: For Any date**/monthly frequency – ₹ 1000 and in multiples of ₹ 1 thereafter For quarterly frequency – ₹ 2000 and in multiples of ₹ 1 thereafter STP: For Daily/Weekly/Monthly frequency – ₹ 1000 and in multiples of ₹ 1 thereafter For quarterly frequency – ₹ 2000 and in multiples of ₹ 1 thereafter SWP: For monthly frequency – ₹ 1000 and in multiples of ₹ 1 thereafter For quarterly frequency – ₹ 2000 and in multiples of ₹ 1 thereafter **As on date the said facility is available only in offline mode.
Entry Load	: Nil
Exit Load	: 1% - If redeemed/switched out within 1 year from the date of allotment Nil - if redeemed/switched out after 1 year from the date of allotment
Benchmark	: NIFTY Large Midcap 250 TRI
Plans / Options	: Regular Plan- Growth Option Regular Plan- Dividend Reinvestment Option/Payout Option Direct Plan- Growth Option Direct Plan- Dividend Reinvestment Option/Payout Option
Fund Manager	: Mr. Miyush Gandhi / Mr. Krishna Sanghavi

*Monthend AUM as on 30.08.2019

Dividend History

Date of declaration (Record Date)	Dividend Distribution per unit*	NAV as on the date of declaration
Regular Plan		
28.11.2014	2.70	35.38
27.11.2015	2.20	37.54
25.11.2016	2.50	36.68
24.11.2017	2.50	49.33
30.11.2018	2.60	44.15

Date of declaration (Record Date)	Dividend Distribution per unit*	NAV as on the date of declaration
Direct Plan		
25.11.2016	0.75	46.04
24.11.2017	3.00	66.22
30.11.2018	3.50	60.36

PERFORMANCE AT A GLANCE

(as on August 30, 2019)

CANARA ROBECO EMERGING EQUITIES

Fund Manager: Mr. Miyush Gandhi / Mr. Krishna Sanghavi

Period	Returns (%)			Current Value of Standard Investment of ₹ 10000		
	Scheme	NIFTY Large Midcap 250 TRI [#]	S&P BSE SENSEX TRI ^{##}	Scheme	NIFTY Large Midcap 250 TRI [#]	S&P BSE SENSEX TRI ^{##}
Last 1 Year	-13.53%	-11.96%	-2.25%	8647	8804	9775
Last 3 Years	7.49%	7.15%	11.01%	12419	12301	13679
Last 5 Years	13.28%	9.72%	8.39%	18676	15913	14968
Since Inception (CAGR)	16.04%	N.A.	15.38%	86210	N.A.	79412

The past performance may or may not be sustained in the future. Returns are based on growth NAV of Regular plan and are calculated on compounded annualized basis for a period of more than (or equal to) a year and absolute basis for a period less than a year. Inception Date: March 11, 2005. Different plans have a different expense structure. The current fund managers Mr. Miyush Gandhi is managing the scheme since 05-April-18 and Mr. Krishna Sanghavi is managing the scheme since 16-October-18.

Scheme Performance - Fund Manager wise

(as on August 30, 2019)

Fund Manager: Mr. Miyush Gandhi

Scheme Names	CAGR (%)							
	1 Year Return		3 Years Return		5 Years Return		Since Inception	
	Scheme	Benchmark [#]	Scheme	Benchmark [#]	Scheme	Benchmark [#]	Scheme	Benchmark [#]
CANARA ROBECO EMERGING EQUITIES	-13.53%	-11.96%	7.49%	7.15%	13.28%	9.72%	16.04%	N.A.
CANARA ROBECO CONSERVATIVE HYBRID FUND	6.17%	10.03%	5.95%	7.95%	7.02%	9.40%	10.30%	8.96%

Note:

- Mr. Miyush Gandhi manages 2 open-ended schemes of Canara Robeco Mutual Fund.
- Period for which scheme's performance has been provided is computed basis last day of the month-end preceding the date of advertisement
- Different plans shall have a different expense structure.
The performance details provided herein are of Regular Plan – Growth Option
- As per the provisions of SEBI circular dated April 12, 2018 (Performance disclosure post consolidation/ Merger of Schemes), the past performance of aforesaid scheme is based on the historical NAV of Canara Robeco Income Saver Fund (erstwhile Canara Robeco Monthly Income Plan) and hence may not be comparable.
- Past performance may or may not be sustained in the future.

Fund Manager: Mr. Krishna Sanghavi

Scheme Names	CAGR (%)							
	1 Year Return		3 Years Return		5 Years Return		Since Inception	
	Scheme	Benchmark [#]	Scheme	Benchmark [#]	Scheme	Benchmark [#]	Scheme	Benchmark [#]
CANARA ROBECO EQUITY DIVERSIFIED FUND	-5.52%	-7.22%	9.01%	8.48%	8.13%	8.74%	17.29%	15.49%
CANARA ROBECO BLUE CHIP EQUITY FUND	-3.97%	-5.91%	8.52%	8.88%	8.57%	8.23%	10.27%	9.83%
CANARA ROBECO EQUITY HYBRID FUND	-1.56%	-0.28%	7.60%	8.42%	9.73%	9.19%	10.84%	0.00%
CANARA ROBECO INFRASTRUCTURE	-12.03%	-16.56%	0.36%	0.27%	5.25%	2.06%	10.86%	-
CANARA ROBECO CONSUMER TRENDS FUND	-5.94%	-5.91%	9.47%	8.88%	12.94%	8.23%	14.33%	7.75%
CANARA ROBECO EMERGING EQUITIES	-13.53%	-11.96%	7.49%	7.15%	13.28%	9.72%	16.04%	N.A.
CANARA ROBECO EQUITY TAX SAVER FUND	-7.21%	-5.91%	8.49%	8.88%	8.33%	8.23%	18.41%	16.01%
CANARA ROBECO SMALL CAP FUND* (Date of Allotment – 15.02.2019)	N.A.	N.A.	N.A.	N.A.	N.A.	N.A.	-12.10%	-4.80%

Note:

- Mr. Krishna Sanghavi manages 8 open-ended schemes of Canara Robeco Mutual Fund.
- Period for which scheme's performance has been provided is computed basis last day of the month-end preceding the date of advertisement
- Different plans shall have a different expense structure. The performance details provided herein are of Regular plan - Growth Option.
- Past performance may or may not be sustained in the future.
- *The performance of Canara Robeco Small Cap fund is based on absolute returns as the tenure of the scheme is less than 1 year.

CANARA ROBECO EMERGING EQUITIES

Fund Manager: Mr. Miyush Gandhi / Mr. Krishna Sanghavi

	Since Inception	10 yr	7 yr	5 yr	3 yr	1 yr
Total Amt invested (INR)	1740000	1200000	840000	600000	360000	120000
Market Value (INR)	6516857	2972034	1486860	720950	362572	113780
Scheme Returns	16.62%	17.28%	16.04%	7.29%	0.46%	-9.52%
Nifty Large Midcap 250 TRI [#]	N.A	11.39%	11.01%	6.62%	1.49%	-8.83%
S&P BSE Sensex TRI [#]	11.47%	10.91%	11.10%	9.74%	9.45%	1.56%
Inception Date	11-Mar-05					

1. Investment date is taken to be 1st of the month or subsequent day if 1st is a holiday and investment of ₹ 10000 is taken. Returns are as on 30-August-2019 and are CAGR. 2. The calculations are based on the regular growth plan NAVs. 3. NA : Not Applicable as Benchmark index data not available for the period. 4. Past performance may or may not be sustained in the future. Scheme Benchmark[#], Additional benchmark[#]

Mutual fund investments are subject to market risks, read all scheme related documents carefully.

Canara Robeco Mutual Fund

Investment Manager : Canara Robeco Asset Management Co. Ltd. Construction House, 4th Floor, 5, Walchand Hirachand Marg, Ballard Estate, Mumbai 400 001.
Tel.: 6658 5000 Fax: 6658 5012 / 13. www.canararobeco.com **Toll Free No** : 1800 209 2726 **CIN No** : U65990MH1993PLC071003

Distributed by :



CANARA ROBECO
Mutual Fund