

Investing in Canara Robeco Equity Tax Saver Fund is like having twins

You get a dual advantage.

The Canara Robeco Equity Tax Saver Fund offers you the twin advantage of growth potential from investing in equities as well as tax savings under Sec 80C**. The three-year lock in period aids the potential for your money to grow, as the fund has the flexibility to invest in large and medium-sized companies that have strong fundamentals. It's just one of the many funds from Canara Robeco that has the potential for you to have a smart tomorrow.



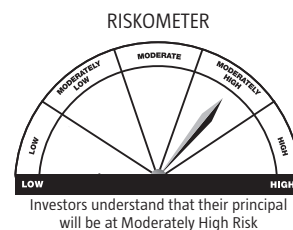
CANARA ROBECO Equity Tax Saver Fund

(ELSS - An open ended equity linked saving scheme with a statutory lock in of 3 years and tax benefit)

This product is suitable for investors who are seeking*:

- Capital appreciation over long term
- Investment in equity and equity related securities with a statutory lock in of 3 years and tax benefit

*Investors should consult their financial advisers if in doubt about whether the product is suitable for them.



Tax Planning and importance of 80 C

Tax Savings: A Rupee Saved is a Rupee Earned

Saving taxes is important. Tax Savings up to ₹ 46,800** per annum for an investment up to ₹ 1.5 Lacs under Section 80 C of Income Tax Act, 1961.

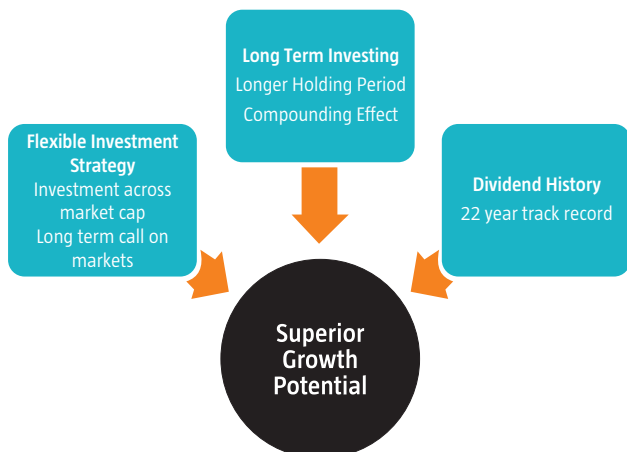
Lock-in period of 3 Years –much shorter than other tax deductible investment options

- **Flexible Investment Strategy:** The longer holding period helps in compounding the returns accumulated over the lock in period of the fund
- **Equity Markets Participation:** Long Term Investing. It is widely believed that Indian Equity markets are in a secular bull run.

Canara Robeco Equity Tax Saver Fund - Advantages Galore

Canara Robeco Equity Tax Saver Fund is for those who want to take advantage of tax benefits and are keen to participate in the Indian growth story through a diversified equity portfolio.

The fund seeks to benefit from long term investing due to its lock-in and has a blended portfolio of diversified stocks with GARP (Growth at Reasonable Price) style of investing.



Tax Saving Instruments Features

Instruments	ELSS	PPF	NSC	Bank FD	Insurance
Lock in	3 years	15 years	5 years	5 years	Traditional ULIPs
Dividends	Yes	No Dividends	No Dividends	No Dividends	5 years No Dividends
Market Linked	Yes	No	No	No	No Yes
Systematic Investing	Available	Not Available	Not Available	Not Available	Premium payment can be done Yearly, Half yearly, quarterly, monthly

Source: India Post

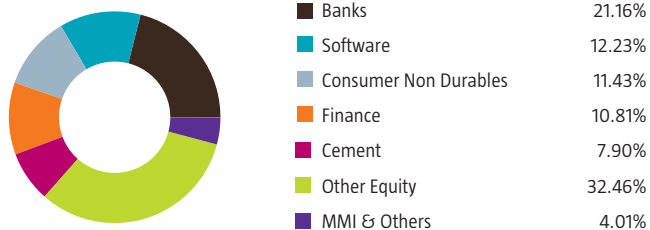
Disclaimer: This list is just a representative list and not a comprehensive one. Investments in market linked products carry higher risks than non-market linked ones. Information on tax benefits are based on prevailing taxation laws. Kindly consult your tax advisor for actual tax implication before investment.

Scheme Features

- Provides dual benefit of Equity investing along with Tax Saving
- GARP (Growth at Reasonable Price) style of investing
- No Cap bias in the portfolio helps investors benefit from growth opportunities across capitalization stocks

**Assuming highest tax bracket i.e. tax rate of 30% plus 4% cess. Information on tax benefit is based on prevailing taxation laws. Kindly Consult your tax advisor for actual tax implication before investment.

Sector Allocation (as on 30th August, 2019)



SIP in Canara Robeco Equity Tax Saver Fund

- SIP is a strategy whereby an investor commits to invest a fixed amount at specified intervals
- Law of Averaging at work – Rupee Cost Averaging at its best
- Focus on consistent & continuous investments – Fixed Money for Fixed Period of time to benefit from market volatility
- Imparts Discipline in investing – The most needed quality for a long term investor
- Each SIP instalment would attract a 3 year lock-in period

Top 10 Portfolio Holdings (as on 30th August, 2019)

Portfolio is spread across 37 stocks with Top 10 Stocks contributing to 51.92% of the Net Assets.

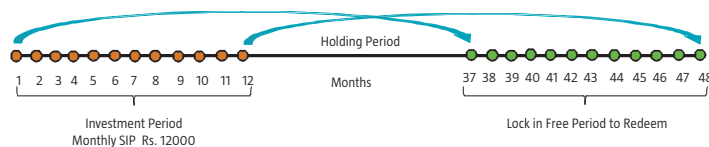
Name of the Company	Industry	% of Net Assets
HDFC Bank Ltd	Banks	8.76
Infosys Ltd	Software	6.15
Housing Development Finance Corporation Ltd	Finance	5.74
ICICI Bank Ltd	Banks	5.11
Ultratech Cement Ltd	Cement	4.69
Hindustan Unilever Ltd	Consumer Non Durables	4.42
Tata Consultancy Services Ltd	Software	4.37
Axis Bank Ltd	Banks	4.25
Bajaj Finance Ltd	Finance	4.23
Bharti Airtel Ltd	Telecom - Services	4.20

Dividend History

Date of declaration (Record Date)	Dividend Distribution per unit*	NAV as on the date of declaration
Regular Plan		
19-Jan-01	2.00	19.65
26-Jul-03	0.75	11.35
07-Oct-03	0.75	13.32
14-Mar-04	1.50	14.09
02-Mar-05	2.50	16.98
21-Feb-06	4.00	22.46
15-Mar-07	6.00	20.54
28-Mar-08	3.00	19.22
08-Jan-10	2.00	22.14
19-Mar-10	2.00	20.91
21-Jan-11	2.00	21.22
18-Mar-11	1.00	18.25
09-Mar-12	1.00	18.11
08-Mar-13	1.50	19.53
20-Dec-13	0.75	18.48
10-Oct-14	1.00	24.68
27-Feb-15	1.00	27.22
06-Nov-15	1.00	24.49
26-Feb-16	0.89	20.15
04-Nov-16	1.00	24.04
28-Feb-17	0.90	23.56
10-Nov-17	1.00	26.59
23-Feb-18	1.00	26.27
30-Nov-18	1.00	26.10
22-Feb-19	1.00	24.70
Direct Plan		
10-Nov-17	1.50	39.48
23-Feb-18	1.50	39.08
30-Nov-18	1.50	39.05
22-Feb-19	1.50	37.03

Dividend was paid only for Regular plan. ● *Dividend is on face value of 10/- per unit. ● The dividend amount is before tax calculation. ● Past performance may or may not be sustained in the future. Pursuant to payment of dividend, the NAV of the dividend option of the scheme would fall to the extent of payout and statutory levy (if applicable).

- Canara Robeco Equity Tax Saver Fund has given a dividend of ₹ 49.39 per unit since inception. Therefore, an investment of ₹ 1 lac would have earned a Tax Free Dividend of ₹ 4.94[§] lacs since inception
 - Additionally the ₹ 1 lac investment would have grown to ₹ 2.61[§] lacs (as on 30th August, 2019)
 - So avail Tax Savings & aim for Wealth Creation by investing in Canara Robeco Equity Tax Saver Fund
- [§]Past performance may or may not be sustained in future. Since Inception Date: March 31, 1993.



Information on tax benefit is based on prevailing taxation laws. Kindly Consult your tax advisor for actual tax implication before investment.

Fund Specifics

Fund Inception	31st March, 1993	
Investment Objective	ELSS seeking to provide long term capital appreciation by predominantly investing in equities to facilitate the subscribers to seek tax benefits as provided under Section 80 C of the Income Tax Act, 1961. However, there can be no assurance that the investment objective of the scheme will be realized.	
Asset Allocation	Equity and equity related instruments - 80% to 100% (Risk- High) ● Money Market instruments- 0% to 20% (Risk- Low)	
Monthend AUM(₹) [®]	911.11 Crores	
Minimum Investment Amount	₹ 500 and in multiples of ₹1 thereafter Subsequent purchases: Minimum amount of ₹500 and multiples of ₹ 1 thereafter SIP: For Any date**/monthly frequency – ₹ 500 and in multiples of ₹ 1 thereafter For quarterly frequency – ₹1000 and in multiples of ₹ 1 thereafter STP: For Daily/Weekly/Monthly frequency – ₹ 500 and in multiples of ₹ 1 thereafter For quarterly frequency – ₹1000 and in multiples of ₹ 1 thereafter SWP: For monthly frequency – ₹ 500 and in multiples of ₹ 1 thereafter For quarterly frequency – ₹ 1000 and in multiples of ₹ 1 thereafter **As on date the said facility is available only in offline mode.	
Entry Load	Nil	
Exit Load	Nil	
Benchmark	S&P BSE 100 TRI	
Investment Options/Plans	Regular Plan- Growth Option Regular Plan- Dividend Option	Direct Plan- Growth Option Direct Plan- Dividend Option
Fund Manager	Ms. Cheenu Gupta / Mr. Krishna Sanghavi	

[®]Monthend AUM as on 30.08.2019

PERFORMANCE AT A GLANCE

(as on August 30, 2019)

CANARA ROBECO EQUITY TAX SAVER FUND

Fund Manager: Ms. Cheenu Gupta / Mr. Krishna Sanghavi

Period	Returns (%)			Current Value of Standard Investment of ₹ 10000		
	Scheme	S&P BSE 100 TRI [#]	S&P BSE SENSEX TRI ^{##}	Scheme	S&P BSE 100 TRI [#]	S&P BSE SENSEX TRI ^{##}
Last 1 Year	-7.21%	-5.91%	-2.25%	9279	9409	9775
Last 3 Years	8.49%	8.88%	11.01%	12769	12907	13679
Last 5 Years	8.33%	8.23%	8.39%	14930	14859	14968
Since Inception (CAGR)	18.41%	16.01%	15.88%	59692	48084	47528

The past performance may or may not be sustained in the future. Returns are based on growth NAV of Regular plan and are calculated on compounded annualized basis for a period of more than (or equal to) a year and absolute basis for a period less than a year. Inception Date: March 31, 1993. Different plans have a different expense structure. The current fund managers Ms. Cheenu Gupta is managing the scheme since 12-March-18 and Mr. Krishna Sanghavi is managing the scheme since 16-October-18.

Scheme Performance - Fund Manager wise

(as on August 30, 2019)

Fund Manager: Ms. Cheenu Gupta

Scheme Names	CAGR (%)							
	1 Year Return		3 Years Return		5 Years Return		Since Inception	
	Scheme	Benchmark [#]	Scheme	Benchmark [#]	Scheme	Benchmark [#]	Scheme	Benchmark [#]
CANARA ROBECO EQUITY TAX SAVER FUND	-7.21%	-5.91%	8.49%	8.88%	8.33%	8.23%	18.41%	16.01%
CANARA ROBECO CONSUMER TRENDS FUND	-5.94%	-5.91%	9.47%	8.88%	12.94%	8.23%	14.33%	7.75%
CANARA ROBECO SMALL CAP FUND* (Date of Allotment – 15.02.2019)	N.A.	N.A.	N.A.	N.A.	N.A.	N.A.	-12.10%	-4.80%

Note:

- Ms. Cheenu Gupta manages 3 open-ended schemes of Canara Robeco Mutual Fund.
- Period for which scheme's performance has been provided is computed basis last day of the month-end preceding the date of advertisement
- Different plans shall have a different expense structure. The performance details provided herein are of Regular plan - Growth Option
- Past performance may or may not be sustained in the future.
- *The performance of Canara Robeco Small Cap fund is based on absolute returns as the tenure of the scheme is less than 1 year.

Fund Manager: Mr. Krishna Sanghavi

Scheme Names	CAGR (%)							
	1 Year Return		3 Years Return		5 Years Return		Since Inception	
	Scheme	Benchmark [#]	Scheme	Benchmark [#]	Scheme	Benchmark [#]	Scheme	Benchmark [#]
CANARA ROBECO EQUITY DIVERSIFIED FUND	-5.52%	-7.22%	9.01%	8.48%	8.13%	8.74%	17.29%	15.49%
CANARA ROBECO BLUE CHIP EQUITY FUND	-3.97%	-5.91%	8.52%	8.88%	8.57%	8.23%	10.27%	9.83%
CANARA ROBECO EQUITY HYBRID FUND	-1.56%	-0.28%	7.60%	8.42%	9.73%	9.19%	10.84%	0.00%
CANARA ROBECO INFRASTRUCTURE	-12.03%	-16.56%	0.36%	0.27%	5.25%	2.06%	10.86%	-
CANARA ROBECO CONSUMER TRENDS FUND	-5.94%	-5.91%	9.47%	8.88%	12.94%	8.23%	14.33%	7.75%
CANARA ROBECO EMERGING EQUITIES	-13.53%	-11.96%	7.49%	7.15%	13.28%	9.72%	16.04%	N.A.
CANARA ROBECO EQUITY TAX SAVER FUND	-7.21%	-5.91%	8.49%	8.88%	8.33%	8.23%	18.41%	16.01%
CANARA ROBECO SMALL CAP FUND* (Date of Allotment – 15.02.2019)	N.A.	N.A.	N.A.	N.A.	N.A.	N.A.	-12.10%	-4.80%

Note:

- Mr. Krishna Sanghavi manages 8 open-ended schemes of Canara Robeco Mutual Fund.
- Period for which scheme's performance has been provided is computed basis last day of the month-end preceding the date of advertisement
- Different plans shall have a different expense structure. The performance details provided herein are of Regular plan - Growth Option.
- Past performance may or may not be sustained in the future.
- *The performance of Canara Robeco Small Cap fund is based on absolute returns as the tenure of the scheme is less than 1 year.

CANARA ROBECO EQUITY TAX SAVER FUND

Fund Manager: Ms. Cheenu Gupta / Mr. Krishna Sanghavi

	Since Inception	10 yr	7 yr	5 yr	3 yr	1 yr
Total Amt invested (INR)	1270000	1200000	840000	600000	360000	120000
Market Value (INR)	2464273	2133869	1216584	721788	391536	117815
Scheme Returns	11.99%	11.09%	10.41%	7.33%	5.55%	-3.38%
S&P BSE 100 TRI [#]	10.95%	10.42%	10.30%	8.07%	5.87%	-2.94%
S&P BSE SENSEX TRI ^{##}	11.48%	10.91%	11.10%	9.74%	9.45%	1.56%
Inception Date (Canara Robeco Equity Tax saver – Reg Growth Plan)	02-Feb-09					

1. Investment date is taken to be 1st of the month or subsequent day if 1st is a holiday and investment of ₹ 10000 is taken. Returns are as on 30-August-2019 and are CAGR. 2. The calculations are based on the regular growth plan NAVs. 3. NA : Not Applicable as Benchmark index data not available for the period 4. **Past performance may or may not be sustained in the future.** Scheme Benchmark[#], Additional benchmark^{##}

Disclaimer : The information used towards formulating the outlook has been obtained from sources published by third parties. While such publications are believed to be reliable, however, neither the AMC, its officers, the trustees, the Fund nor any of their affiliates or representatives assume any responsibility for the accuracy of such information. CRMF, its sponsors, its trustees, CRAMC, its employees, officer, directors, etc assume no financial liability whatsoever to the user of this document. Mutual Fund Investments are subject to market risk. Investors are requested to read the Scheme related documents carefully before investing.

Mutual fund investments are subject to market risks, read all scheme related documents carefully.

Canara Robeco Mutual Fund

Investment Manager : Canara Robeco Asset Management Co. Ltd. Construction House, 4th Floor, 5, Walchand Hirachand Marg, Ballard Estate, Mumbai 400 001. Tel.: 6658 5000 Fax: 6658 5012 / 13. www.canararobeco.com **Toll Free No** : 1800 209 2726 **CIN No** : U65990MH1993PLC071003

Distributed by :

CANARA ROBECO
Mutual Fund