
CANARA ROBECO ELSS TAX SAVER

Dec ' 2024

Investing in Canara Robeco ELSS
Tax Saver Fund is like having twins.
You get a dual advantage.

CANARA ROBECO ELSS Tax Saver

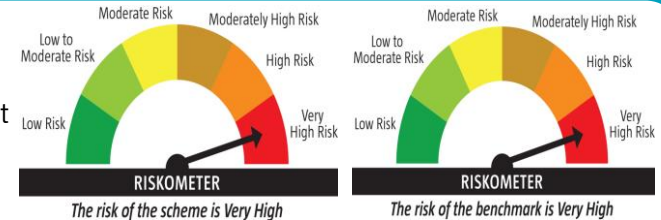
(ELSS-An open ended equity linked saving scheme with a statutory lock in of 3 years and tax benefit)



This product is suitable for investors who are seeking*

- Capital appreciation over long term
- Investment in equity and equity related securities with a statutory lock in of 3 years and tax benefit

**Investors should consult their financial advisers if in doubt about whether the product is suitable*



- ❑ **ELSS- An introduction**
 - ✓ What is an ELSS
 - ✓ Risk-Reward Matrix
 - ✓ Tax Saving Avenues
 - ✓ Equities: Opportunity for Long term Wealth Creation
 - ✓ ELSS – Advantages galore

- ❑ **Canara Robeco ELSS Tax Saver**
 - ✓ Key highlights
 - ✓ Investment Strategy
 - ✓ Staggered approach of investing
 - ✓ Portfolio
 - ✓ Performance

- ❑ **Product Positioning**

- ❑ **Why Canara Robeco ELSS Tax Saver**

- ❑ **Fund Facts**

WHAT IS ELSS

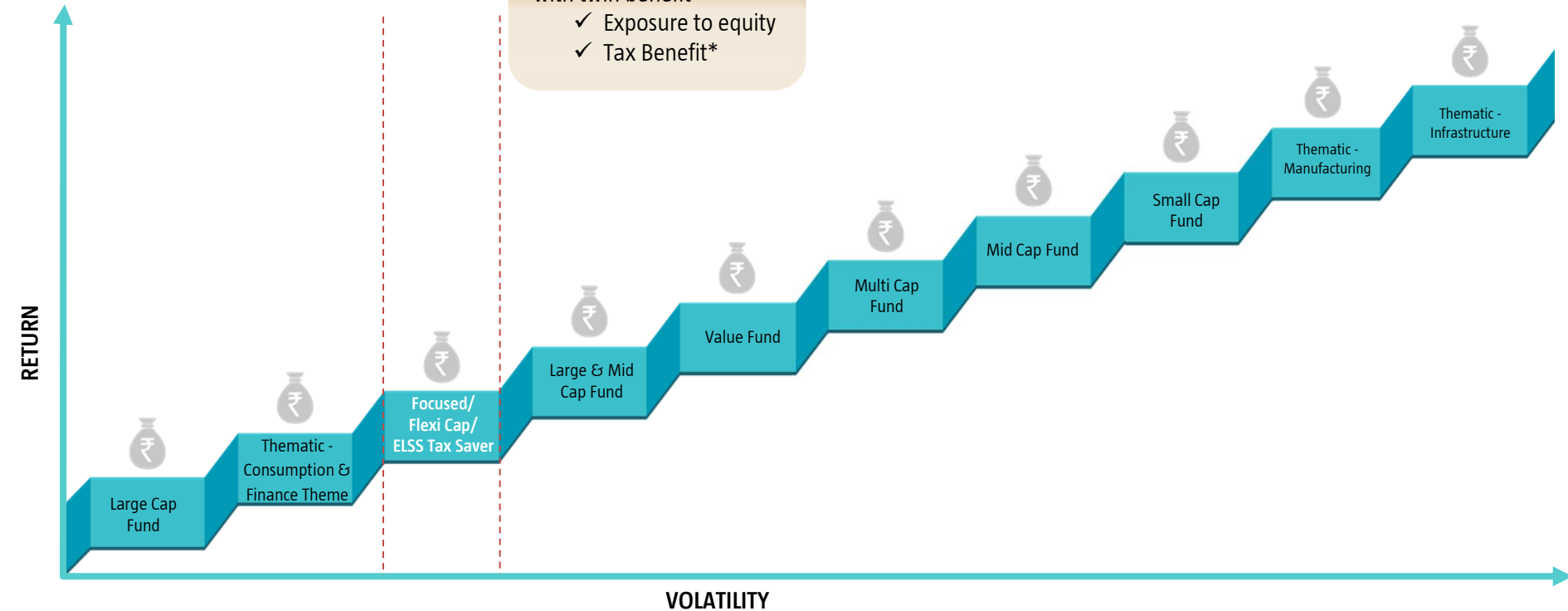
ELSS are diversified equity funds with a lock - in period of 3 years and offers tax benefit under Section 80C



RISK REWARD MATRIX

An ELSS – Equity Linked Savings Scheme comes with twin benefit

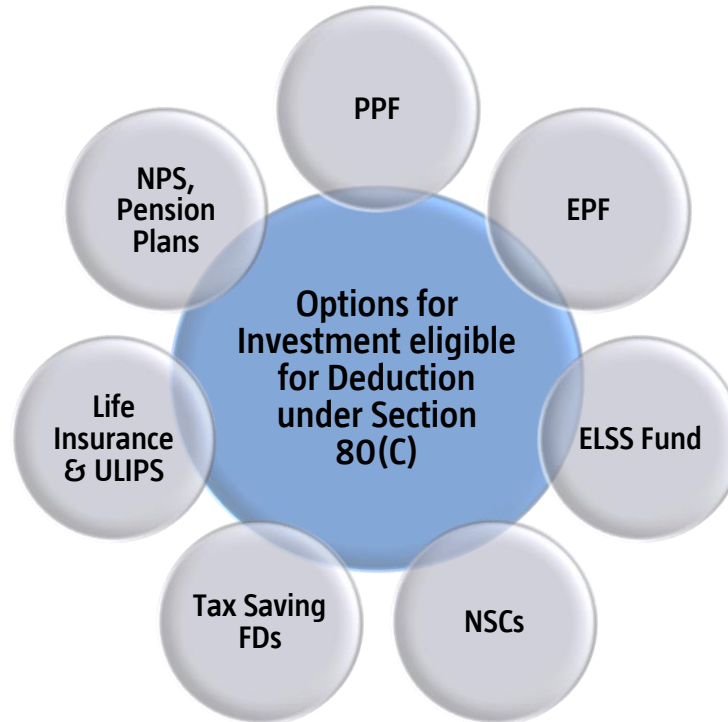
- ✓ Exposure to equity
- ✓ Tax Benefit*



Note: The fund positioning broadly reflects the category average rolling returns & standard deviation based on 3 year rolling returns taking past 3 years as a time horizon on a monthly rolling basis. The same was considered since the period captures the returns mainly post SEBI scheme categorization. The data points consider industry peer group average for the different equity categorization except thematic and sector funds, for which CRMF fund data has been considered.

TAX SAVING AVENUES

- Seeking to boost household savings, the government from FY14-15 has hiked the exemption limit for investments by individuals in Financial Instruments to Rs 1.5 lakh



Tax Savings: A Rupee Saved is a Rupee Earned!

- # Saving taxes is important , Tax Savings up to **Rs.46800**** per annum for an **investment** up to **Rs.1.5 Lacs** under Section 80 C
- # **Dividends are taxable according to slab rate investor is falling into**
- # Long term capital gains tax upto **Rs. 1 Lac** is exempt
- # Lock-in period of 3 Years –much shorter than other tax deductible investment options

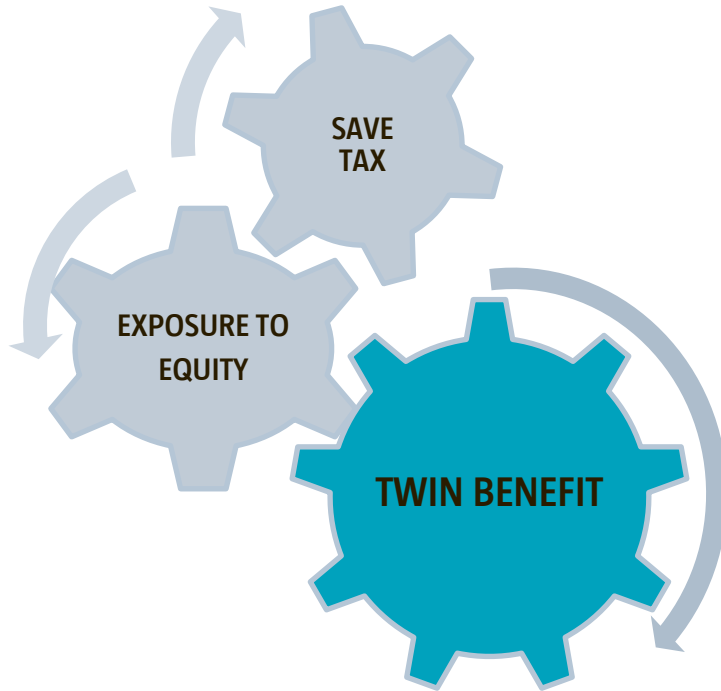
Flexible Investment Strategy

Longer holding period
Compounding effect

Equity Markets Participation

Long Term Investing
Equity Market provides an opportunity to create wealth

CANARA ROBECO ELSS TAX SAVER - HIGHLIGHTS



- ❑ An ELSS with a 3 year lock-in period
- ❑ Provides Tax Benefits under Section 80C of IT Act
- ❑ Aims to provide benefits from long term investing
 - ✓ Diversified portfolio with 'Growth' style of investing
- ❑ Suitable for investors who are keen to participate in the India growth story through a diversified portfolio as well as want to take advantage of the tax benefits

INVESTMENT STRATEGY



Potential for capital appreciation

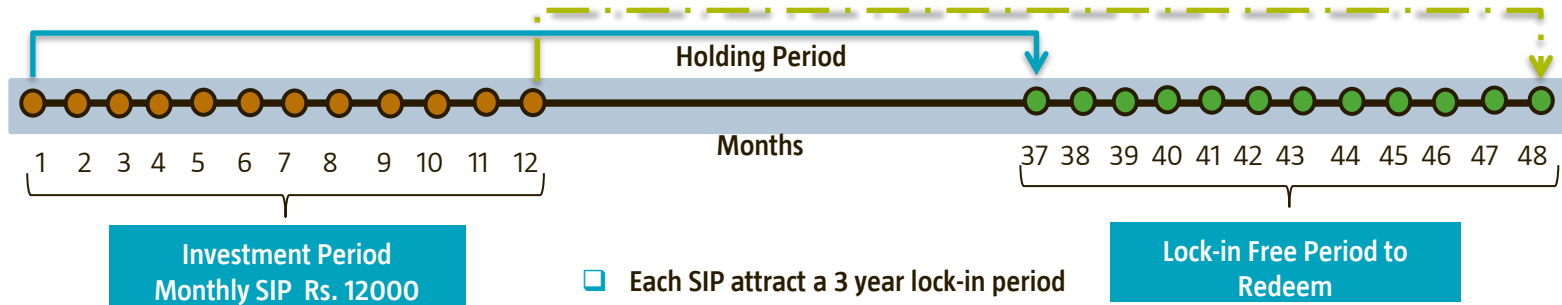
Portfolio has a blend of large, mid & small cap stocks

Emphasizes on quality of the Business & Management of the company

Long term view on performance

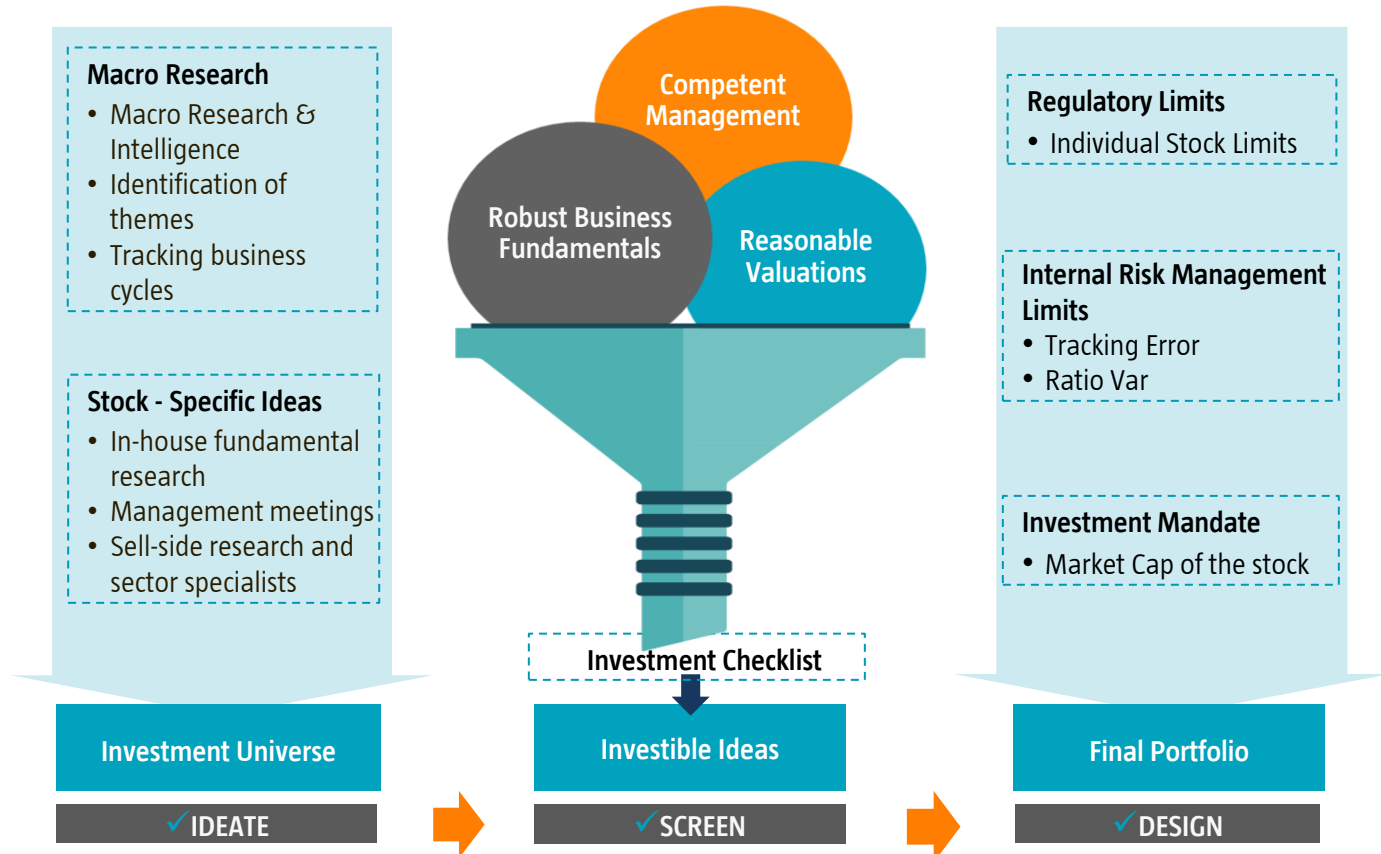
Canara Robeco ELSS Tax Saver – SIP APPROACH

- SIP is a strategy whereby an investor commits to invest a fixed amount at specified intervals

**Factors:**

- *Law of Averaging – Rupee Cost Averaging at its best*
- *Small Ticket Sizes - do not impact the wallet*
- *Focus on consistent & long term investments – benefiting from market volatility*
- *Imparts Discipline towards investing - most needed quality for a long term investor*

INVESTMENT PROCESS

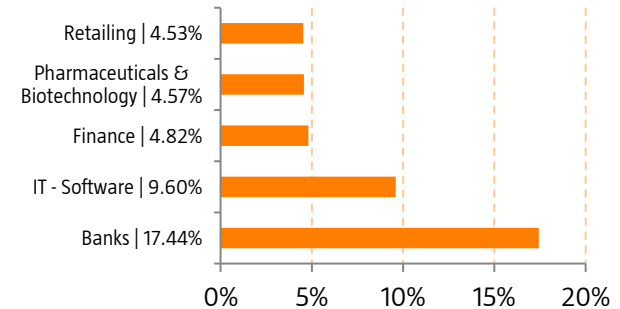


PORTFOLIO SNAPSHOT

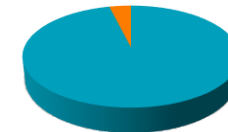
Top 10 Holdings	Industry Classification	% of Net Assets
HDFC Bank Ltd	Banks	6.91%
ICICI Bank Ltd	Banks	6.38%
Infosys Ltd	IT - Software	4.67%
Reliance Industries Ltd	Petroleum Products	3.30%
Bharti Airtel Ltd	Telecom - Services	3.27%
Larsen & Toubro Ltd	Construction	2.65%
State Bank of India	Banks	2.28%
NTPC Ltd	Power	2.17%
Bajaj Finance Ltd	Finance	1.95%
Divi's Laboratories Ltd	Pharmaceuticals & Biotechnology	1.93%

- ❑ A concentrated portfolio with 70 stocks
- ❑ Top 3 sectors: 31.86%
- ❑ Top 5 Sectors: 40.96%

Top 5 Sector break up (% to NAV)



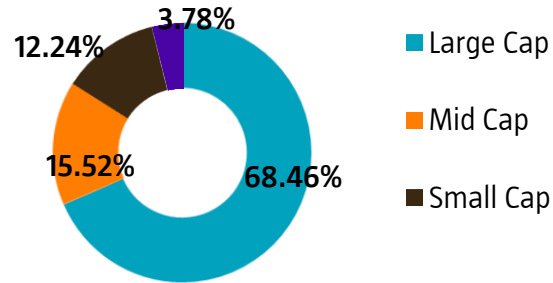
Asset Allocation



- Equities | 96.22%
- Money Market Instruments | 3.81%
- Others | -0.03%

PORTFOLIO SNAPSHOT

Market Capitalisation (%)



Quantitative Information

Criteria	Values
Standard Deviation	12.29
Portfolio Beta	0.88
Portfolio Turnover Ratio	0.30 times
R-Squared	0.95
Sharpe Ratio	0.51

Investment Style

Growth	Blend	Value
Large Cap	Mid Cap	Small Cap
Diversified	Thematic	Sector

Scheme identifies companies with strong competitive position in good business and having quality management

Fund follows an active investment style supported by in-house research

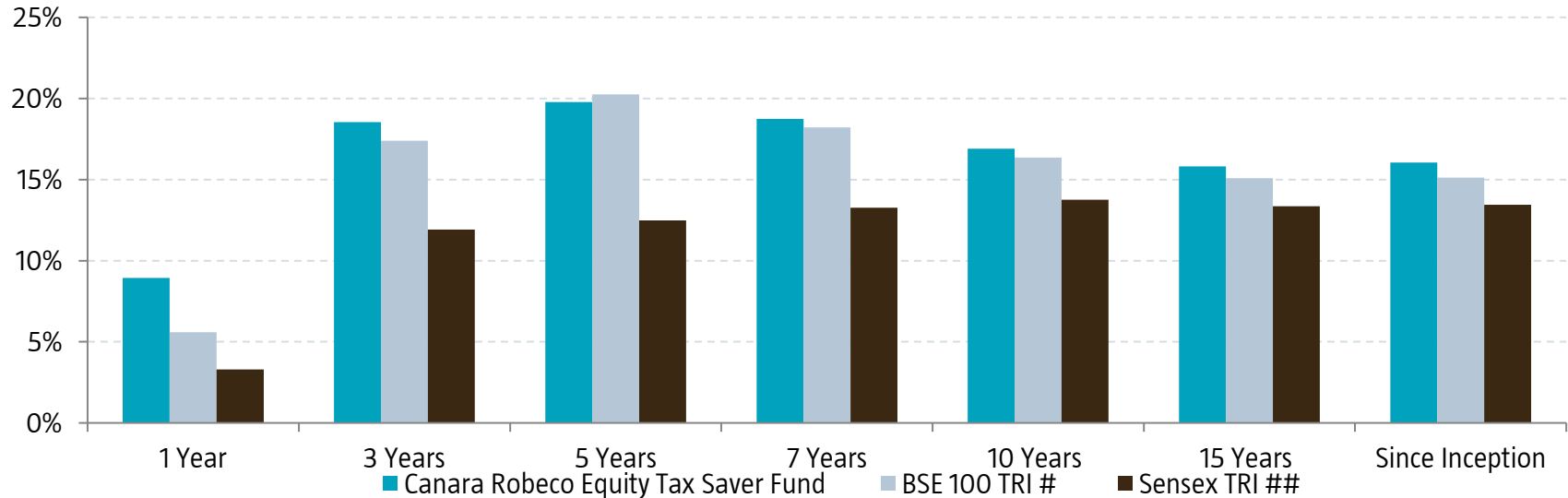
PERFORMANCE AT A GLANCE
Canara Robeco ELSS Tax Saver: Rs. 164283 on an investment of Rs.10,000 since inception

Period	Returns (%)			Current Value of Standard Investment of Rs.10,000 in the		
	Scheme	BSE 500 Index TRI #	BSE Sensex TRI ##	Scheme	BSE 500 Index TRI #	BSE Sensex TRI ##
Last 1 Year	17.35	15.67	9.41	11751	11581	10949
Last 3 Years	13.20	15.35	11.69	14511	15354	13939
Last 5 Years	20.06	19.04	14.99	24973	23931	20123
Since Inception (CAGR)	19.22	17.52	15.97	164283	130598	105805

The past performance may or may not be sustained in the future. Returns are based on IDCW NAV of Regular plan assuming reinvestment of dividend and are calculated on compounded annualized basis for a period of more than (or equal to) a year and absolute basis for a period less than a year. Inception Date: March 31, 1993. Different plans have a different expense structure. Returns are based on NAV of Regular Plan - Growth Option. (1) Mr. Vishal Mishra is managing the scheme since 26-June-21 (2) Mr. Shridatta Bhandwaladar is managing the scheme since 01-October-19. . ** Since inception return for the benchmark is Composite return - "As TRI data is not available since inception of the scheme, benchmark performance is calculated using composite CAGR of BSE SENSEX TRI Index. PRI values from 31 March 1993 to 19 Aug, 1996 and TRI values since 19 Aug, 1996 are considered." Data is as on 31st Dec'24

PERFORMANCE AT A GLANCE - SIP

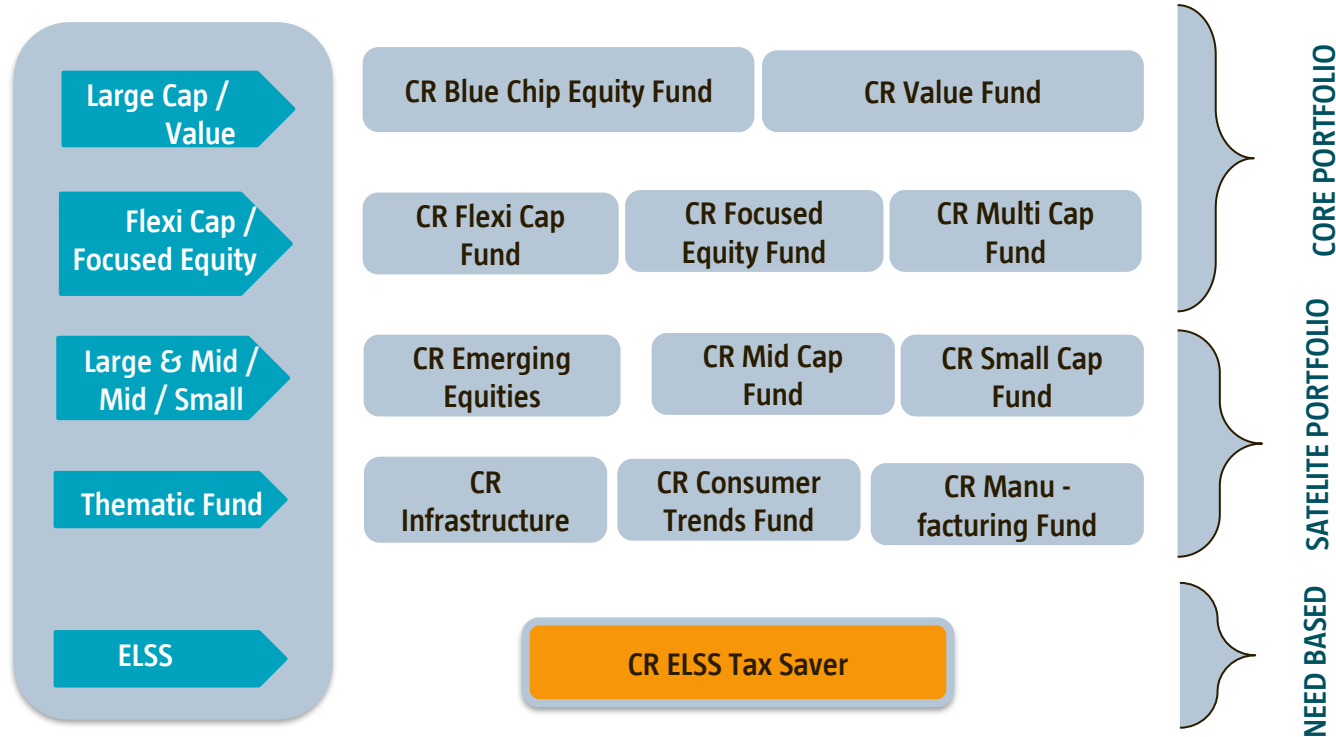
Canara Robeco ELSS Tax Saver has outperformed the benchmark & BSE SENSEX TRI over long term



Canara Robeco ELSS Tax Saver	1 Year	3 Years	5 Years	7 Years	10 Years	15 Years	Since Inception
Total Amt invested (INR)	120000	360000	600000	840000	1200000	1800000	1910000
Market Value (INR)	125714	473043	981914	1638186	2916331	6620441	7869261

Investment date is taken to be 1st of the month or subsequent day if 1st is a holiday and investment of Rs.10,000 is taken. Returns are as on 31st Dec '24 and are CAGR. The calculations are based on the regular growth plan NAVs. Past performance may or may not be sustained in the future. Scheme Benchmark#, Additional benchmark##. Inception Date - Growth: February 02, 2009

PRODUCT POSITIONING



WHY INVEST

- ❑ Fund provides **dual benefit** of Equity investing along with Tax Saving
- ❑ Growth oriented style of investing ensures a **well diversified portfolio** of fundamentally strong companies

FUND FACTS

Fund Category	Open ended Equity Linked Tax Saving Scheme
Investment Objective	ELSS seeking to provide long term capital appreciation by predominantly investing in equities to facilitate the subscribers to seek tax benefits as provided under Section 80 C of the Income Tax Act, 1961. However, there can be no assurance that the investment objective of the scheme will be realized.
Inception Date	31-Mar-93
Asset Allocation	<input type="checkbox"/> Equity and equity related instruments: 80-100% (Risk Profile - High) <input type="checkbox"/> Money Market instruments: 0-20% (Risk Profile - Low)
Plans/Options	Regular & Direct Plan: Options: Growth / IDCW with payout
Facilities	SIP/ STP/ SWP/ Transfer of IDCW Plan
Fund Size	Rs. 8,696.23 Crs (Month End AUM)
Load Structure	Nil, as lock-in of 3 years is applicable from the date of investment
Benchmark	BSE 500 TRI
Fund Manager	Mr. Vishal Mishra, Mr. Shridatta Bhandwadar

Performance of Fund Manager

Fund Manager: Mr. Vishal Mishra

Scheme Names	CAGR (%)							
	1 Year Return		3 Years Return		5 Years Return		Since Inception	
	Scheme	Benchmark*	Scheme	Benchmark*	Scheme	Benchmark*	Scheme	Benchmark*
CANARA ROBECO INFRASTRUCTURE	34.94	29.74	27.65	34.03	28.75	31.65	15.54	-
CANARA ROBECO ELSS TAX SAVER	17.35	15.67	13.20	15.35	20.06	19.04	19.22	17.52
CANARA ROBECO BLUE CHIP EQUITY FUND	17.63	13.20	13.21	13.96	17.32	16.94	13.33	12.36
CANARA ROBECO VALUE FUND	17.18	15.67	20.26	15.35	N.A	-	19.05	14.31
CANARA ROBECO MULTI CAP FUND	21.32	19.17	N.A	-	N.A	-	27.66	27.16

Note:

- Mr. Vishal Mishra manages 5 open-ended schemes of Canara Robeco Mutual Fund.
- Period for which scheme's performance has been provided is computed basis last day of the month-end preceding the date of advertisement
- Different plans shall have a different expense structure. The performance details provided herein are of Regular plan - Growth Option
- Past performance may or may not be sustained in the future.
- : Corresponding values not available
- N.A. - Not Applicable because scheme is in existence for less than 3 years or 5 years respectively.

Fund Manager: Mr. Shridatta Bhandwaldar

Scheme Names	CAGR (%)									
	6 Months Return**		1 Year Return		3 Years Return		5 Years Return		Since Inception	
	Scheme	Benchmark*	Scheme	Benchmark*	Scheme	Benchmark*	Scheme	Benchmark*	Scheme	Benchmark*
CANARA ROBECO SMALL CAP FUND			23.03	26.96	20.30	22.66	33.32	30.66	26.72	26.32
CANARA ROBECO INFRASTRUCTURE			34.94	29.74	27.65	34.03	28.75	31.65	15.54	-
CANARA ROBECO CONSUMER TRENDS FUND			20.15	13.20	17.28	13.96	20.40	16.94	16.79	12.76
CANARA ROBECO FOCUSED EQUITY FUND			23.33	15.67	15.70	15.35	N.A	-	19.80	18.08
CANARA ROBECO EMERGING EQUITIES			26.08	18.51	15.49	18.03	21.30	22.17	17.74	-
CANARA ROBECO FLEXICAP FUND *			17.72	15.67	12.49	15.35	18.19	19.04	17.77	16.60*
CANARA ROBECO ELSS TAX SAVER			17.35	15.67	13.20	15.35	20.06	19.04	19.22	17.52
CANARA ROBECO EQUITY HYBRID FUND			15.23	12.69	11.91	11.85	15.53	14.59	11.74	-
CANARA ROBECO BLUE CHIP EQUITY FUND			17.63	13.20	13.21	13.96	17.32	16.94	13.33	12.36
CANARA ROBECO MID CAP FUND			27.00	26.55	N.A	-	N.A	-	27.48	30.71
CANARA ROBECO MULTI CAP FUND			21.32	19.17	N.A	-	N.A	-	27.66	27.16
CANARA ROBECO MANUFACTURING FUND**	-2.83	-9.98	N.A	-	N.A	-	N.A	-	28.33	18.40

Note:

- Mr. Shridatta Bhandwaldar manages 13 open-ended schemes of Canara Robeco Mutual Fund.
- Period for which scheme's performance has been provided is computed basis last day of the month-end preceding the date of advertisement
- Different plans shall have a different expense structure. The performance details provided herein are of Regular plan - Growth Option.
- Past performance may or may not be sustained in the future.
- : Corresponding Benchmark values not available
- N.A. - Not Applicable because scheme is in existence for less than 1 year or 3 years respectively.
- * Since inception return for the benchmark is Composite return - *As TRI data is not available since inception of the scheme, benchmark performance is calculated using composite CAGR of BSE500 TRI Index. PBI values from 16th Sept.2003 to 1st Aug, 2006 and TRI values since 1st Aug, 2006 are considered.
- Canara Robeco Balanced Advantage Fund has not completed 6 months, hence the performance details are not provided.
- **Scheme has been in existence for more than six months but less than one year, therefore returns shown above are based on simple annualized growth rate of the scheme for the past 6 months and since inception.

DISCLAIMER

The information used towards formulating the outlook have been obtained from sources published by third parties. While such publications are believed to be reliable, however, neither the AMC, its officers, the trustees, the Fund nor any of their affiliates or representatives assume any responsibility for the accuracy of such information. CRMF, its sponsors, its trustees, CRAMC, its employees, officer, directors, etc. assume no financial liability whatsoever to the user of this document. Mutual Fund Investments are subject to market risk. Investors are requested to read the Scheme related documents carefully before investing.

Mutual Fund investments are subject to market risks, read all Scheme related documents carefully.