

---

# CANARA ROBECO INFRASTRUCTURE

---

Nov '2024

# Canara Robeco Infrastructure

An Open Ended Equity Scheme



**This product is suitable for investors who are seeking\***

- Capital appreciation over long term
- Investing in equities and equity related instruments of companies following the Infrastructure Theme

*\*Investors should consult their financial advisers if in doubt about whether the product is suitable*



The risk of the scheme is Very High

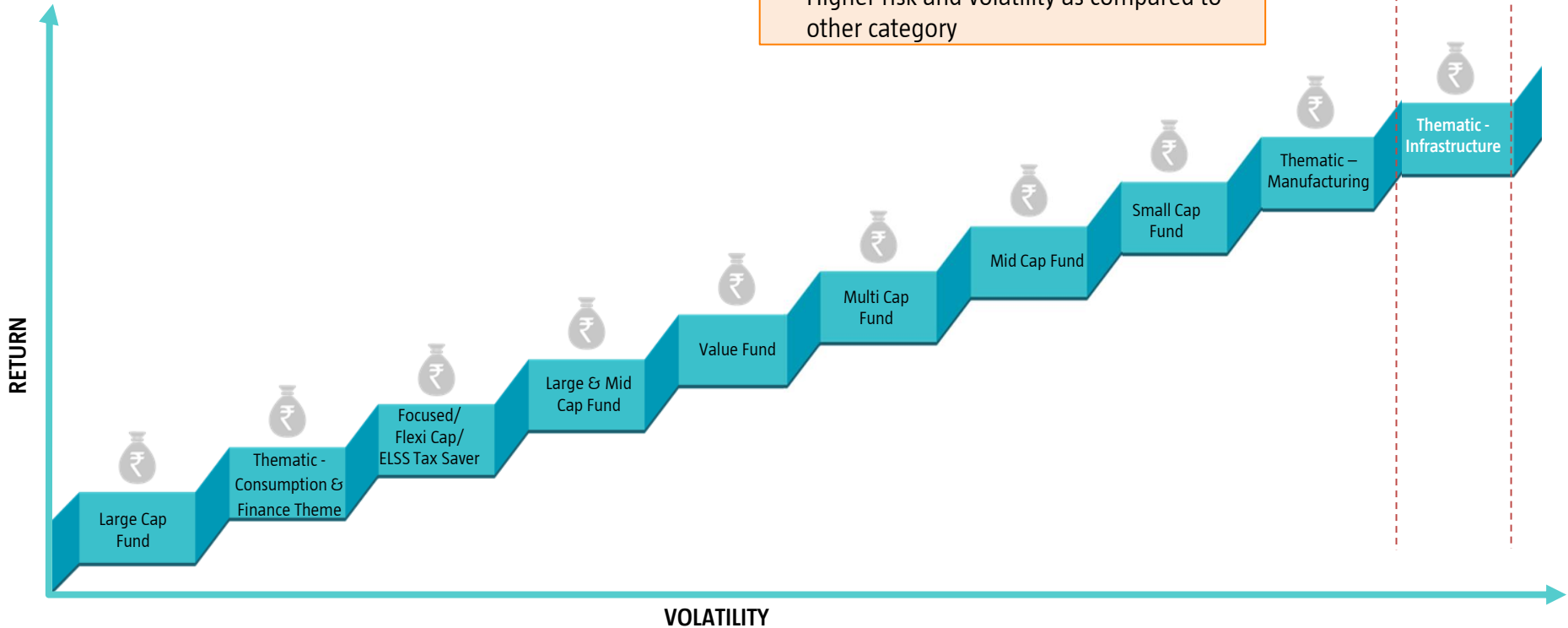


The risk of the benchmark is Very High

- ❑ **Thematic Fund- Infrastructure**
  - ✓ Risk-Reward Matrix
  - ✓ Changing Economic Scenario in India
  - ✓ Government pledge towards Infrastructure Development
  - ✓ Factors for growth in India's Infrastructure
  - ✓ Likely Beneficiaries in the coming years
  
- ❑ **Canara Robeco Infrastructure**
  - ✓ Investment Strategy
  - ✓ Portfolio
  - ✓ Performance
  
- ❑ **Product Positioning**
  
- ❑ **Why Canara Robeco Infrastructure**
  
- ❑ **Fund Facts**

## RISK REWARD MATRIX

- Broad gamut to operate with and invest in stock related to particular theme
- Higher risk and volatility as compared to other category



Note: The fund positioning broadly reflects the category average rolling returns & standard deviation based on 3 year rolling returns taking past 3 years as a time horizon on a monthly rolling basis. The same was considered since the period captures the returns mainly post SEBI scheme categorization. The data points consider industry peer group average for the different equity categorization except thematic and sector funds, for which CRMF fund data has been considered.

## GOVERNMENT FOCUS

Establishment of a Rs. 20,000 Crs fund –  
**National Investment and Infrastructure Fund (NIIF)**



100% (FDI) in Townships & Cities,  
Transport, Water & Sewage Treatment



## INFRASTRUCTURE

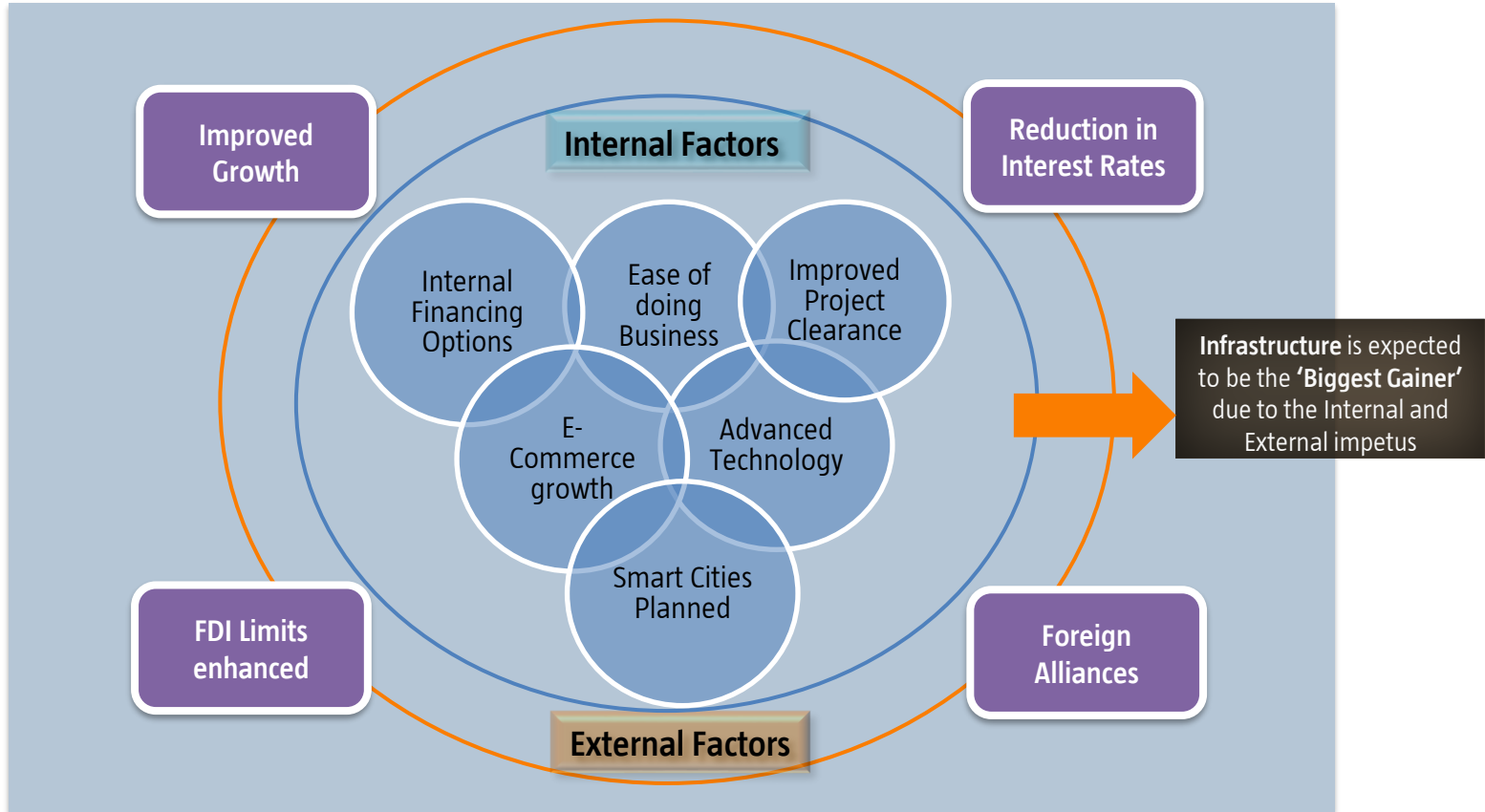


Intense focus of Government in broad areas like  
**Roads, Railways, Power, Urbanization, Clean Energy** etc.



'Make in India', 'Skill India' and  
'Digital India' initiatives

## FACTORS FOR GROWTH



## LIKELY BENEFICIARIES

In the near term we expect certain **'Mega Trends'** to drive the growth of this sector

Mega Trends	Expected Projects/Measures	Sectors likely to Benefit
<b>Urbanisation</b>	100 Smart Cities, Housing for all by 2022, U.D.A.Y.	Construction, Water, Power, Real Estate, Cement, BFSI, Industrial
<b>Surface Transport &amp; Logistics</b>	Road & Railway Projects	Construction, Cement, Freight, BFSI, logistics
<b>Reforms in Water Treatment &amp; Purification</b>	Cleaning of Ganga	Water Treatment
<b>Tax Reforms</b>	Implementation of Goods and Services Tax (GST)	Manufacturing, Automobiles, Cement, Consumption

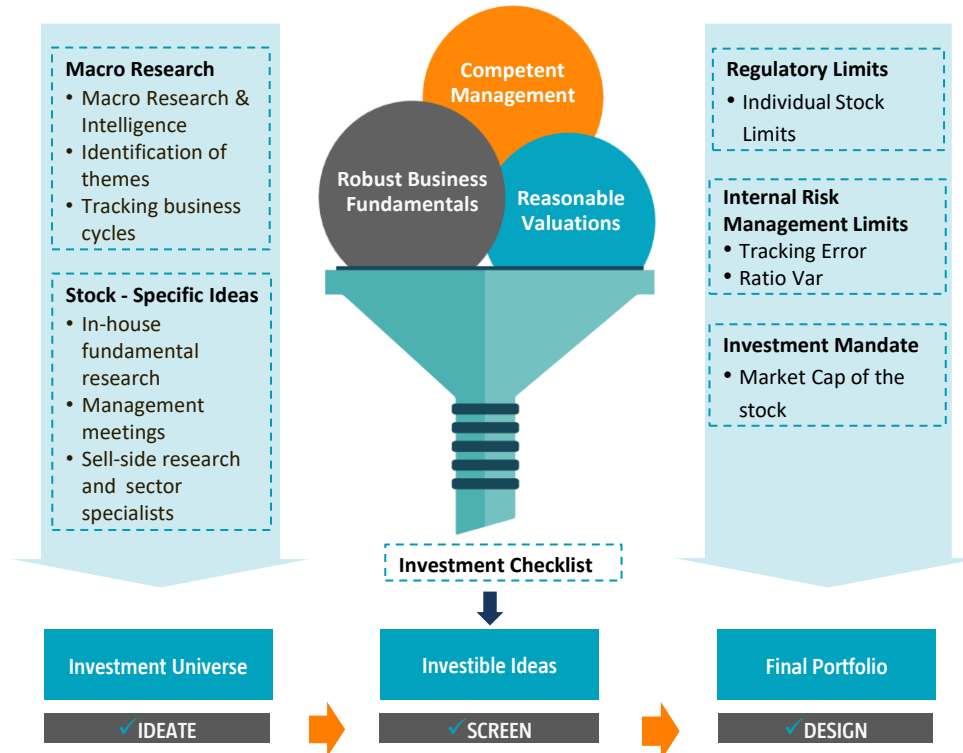
## INVESTMENT STRATEGY

- ❑ Invests in Companies which **directly or indirectly participate in India's Infra Story**
- ❑ Follows a **theme based Investment Approach** which lends superior flexibility in fund management over a Sector based Investment Approach
- ❑ Identified Megatrends - '**Surface Transport & Logistics, Urbanisation and Reforms in Water Treatment & Purification**' which are likely to be growth drivers
- ❑ Concentrated Portfolio with a **Large cap bias**

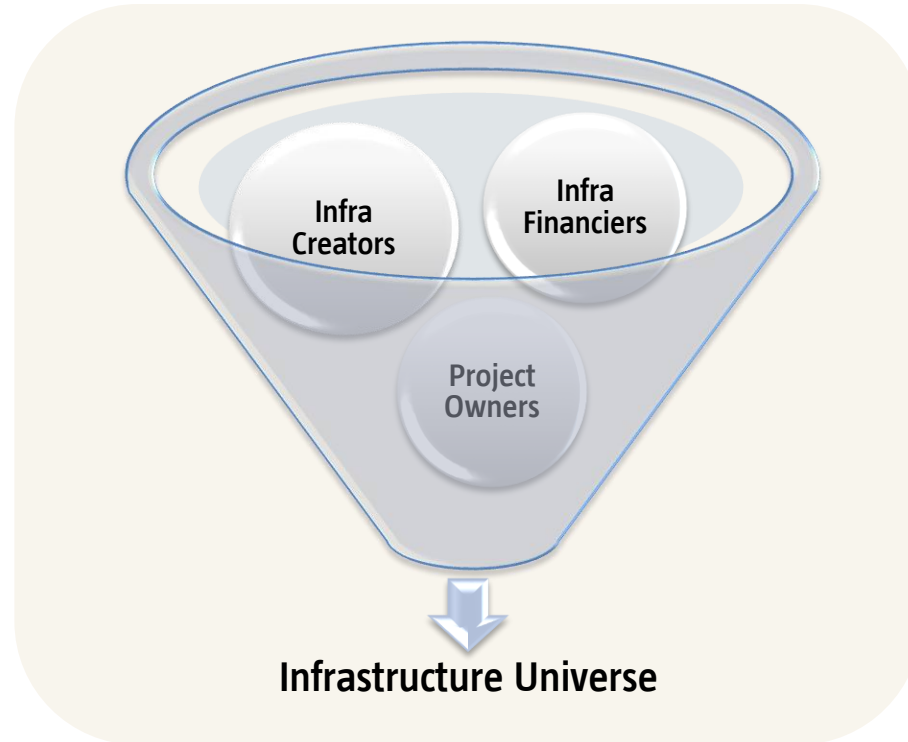


## INVESTMENT PROCESS

3 Steps investment process designed to achieve the investment objective in a disciplined manner



## INVESTMENT UNIVERSE

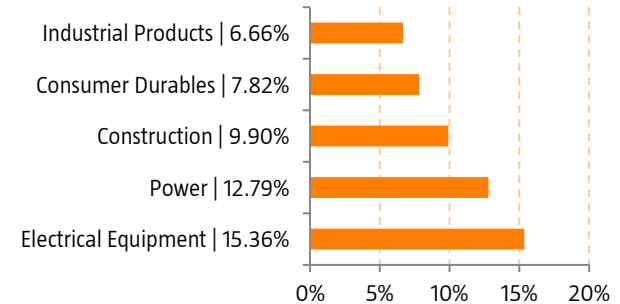


## PORTFOLIO SNAPSHOT

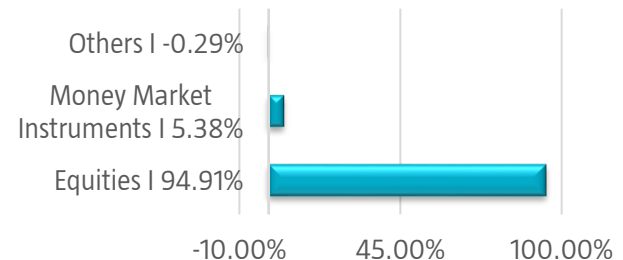
Top 10 Holdings	Industry Classification	% of Net Assets
Larsen & Toubro Ltd	Construction	5.31%
NTPC Ltd	Power	4.75%
Power Grid Corporation of India Ltd	Power	3.72%
Reliance Industries Ltd	Petroleum Products	3.65%
Power Finance Corporation Ltd	Finance	3.23%
Dixon Technologies (India) Ltd	Consumer Durables	3.19%
Bharti Airtel Ltd	Telecom - Services	3.12%
Tata Power Co Ltd	Power	3.11%
State Bank of India	Banks	3.10%
Bharat Electronics Ltd	Aerospace & Defense	2.98%

- ❑ A concentrated portfolio with 49 stocks
- ❑ Top 3 sectors: 38.05%
- ❑ Top 5 Sectors: 52.53%
- ❑ Top 10 Stocks: 36.16%

## Top 5 Sector break up (% to NAV )

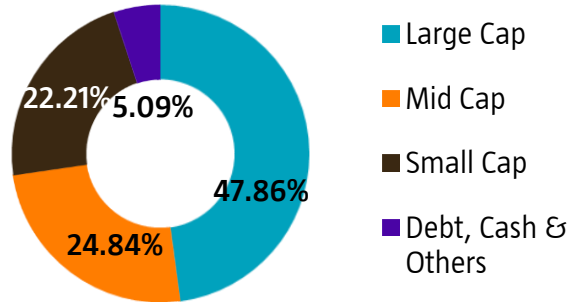


## Asset Allocation



## PORTFOLIO SNAPSHOT

## Market Capitalisation (%)



## Quantitative Information

Criteria	Values
Standard Deviation	16.21
Portfolio Beta	0.52
Portfolio Turnover Ratio	0.39 times
R-Squared	0.59
Sharpe Ratio	1.29

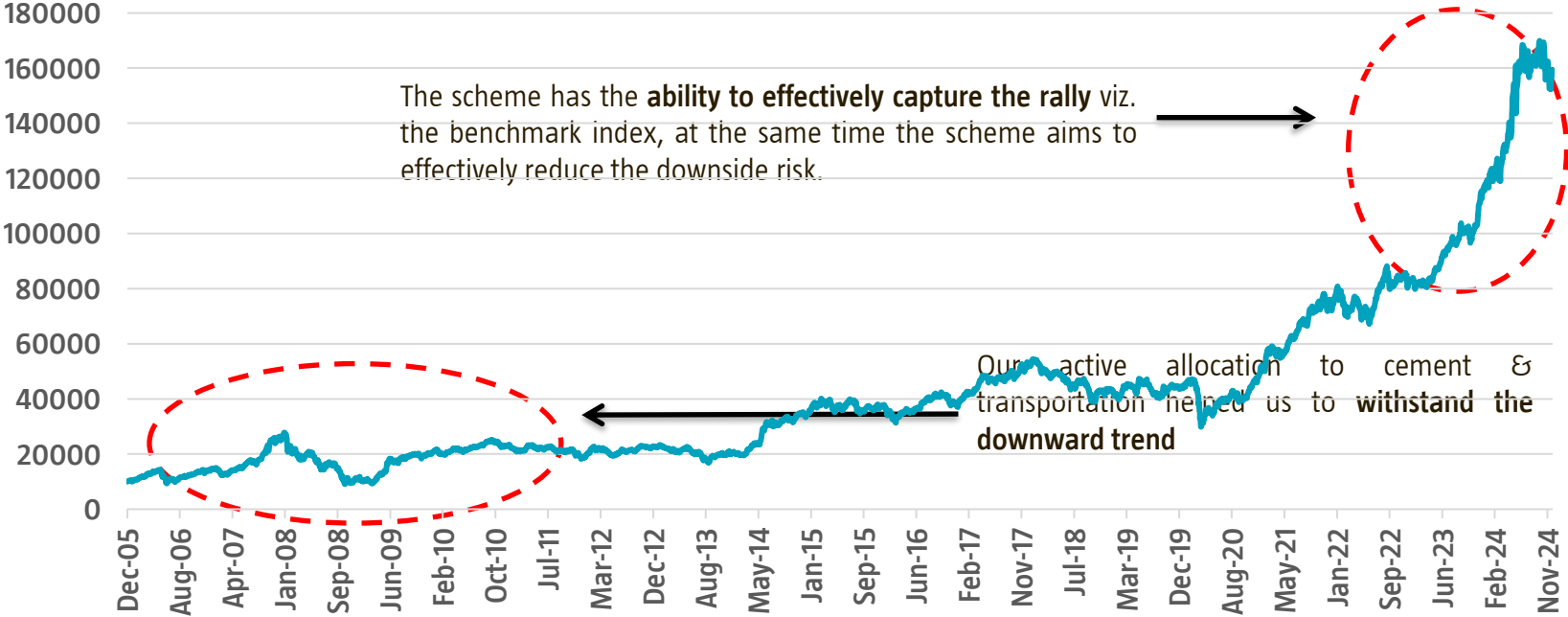
## Investment Style

Growth	Value	Blend
Large Cap	Mid Cap	Small Cap
Diversified	Thematic	Sector

- ❑ Fund invests in Growth Oriented Companies and companies which are '**Market leaders**' or businesses with '**Unique Business Proposition**'
- ❑ Excluded companies like **heavy asset owners**, **companies with high leverage** and those with **over ambitious management**

SCHEME OUTPERFORMANCE

Value of 10000 invested in Canara Robeco Infrastructure



The scheme has the **ability to effectively capture the rally** viz. the benchmark index, at the same time the scheme aims to effectively reduce the downside risk.

Our active allocation to cement & transportation helped us to **withstand the downward trend**

As seen above the scheme has an ability to effectively capture the rally viz. the benchmark index, at the same time the scheme aims to effectively reduce the downside risk

## PERFORMANCE AT A GLANCE

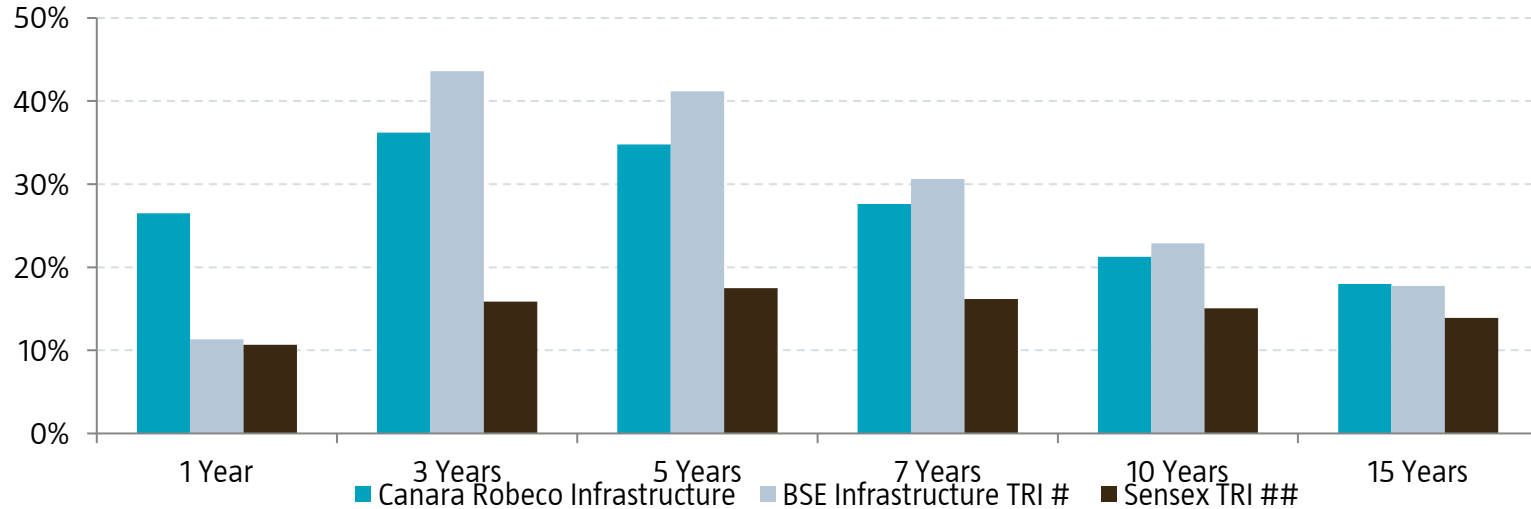
Canara Robeco Infrastructure has generated Rs. 159220 on an investment of Rs. 10,000 since inception

Period	Returns (%)			Current Value of Standard Investment of Rs.10,000 in the		
	Scheme	BSE India Infrastructure index TRI #	BSE Sensex TRI ##	Scheme	BSE India Infrastructure index TRI #	BSE Sensex TRI ##
<b>Last 1 Year</b>	51.99	54.83	20.59	15199	15483	12059
<b>Last 3 Years</b>	29.64	36.92	13.28	21790	25666	14535
<b>Last 5 Years</b>	28.94	32.06	15.74	35684	40231	20783
<b>Since Inception (CAGR)</b>	15.68	#	14.81	159220	#	138082

The past performance may or may not be sustained in the future. Returns are based on growth NAV of Regular plan and are calculated on compounded annualized basis for a period of more than (or equal to) a year and absolute basis for a period less than a year. Inception Date: December 2, 2005 . Different plans have a different expense structure. The performance details provided herein are of Regular Plan. Mr. Vishal Mishra is managing the scheme since 26-June-21. Mr. Shridatta Bhandwaladar is managing the scheme since 29-September-18. Returns are as on 29<sup>th</sup> Nov'24 and are CAGR.

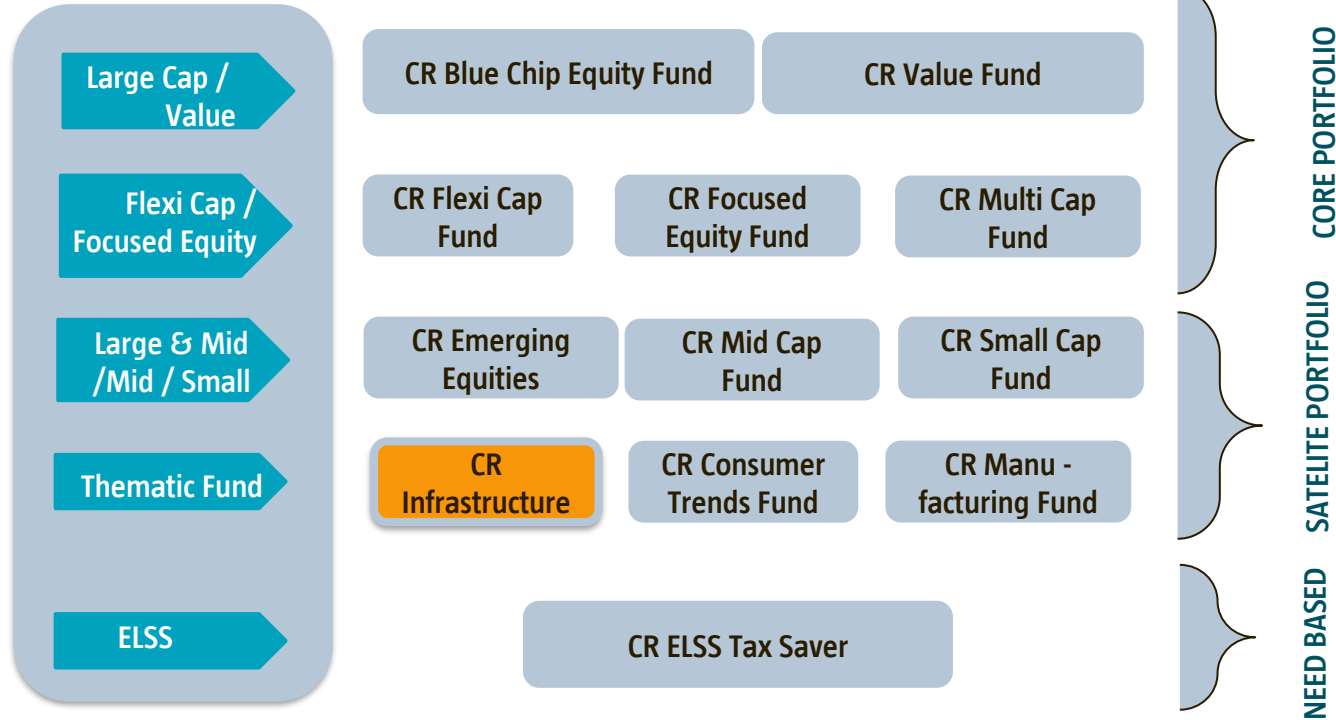
PERFORMANCE AT A GLANCE - SIP

Canara Robeco Infrastructure has outperformed the benchmark & BSE SENSEX TRI over long term



Canara Robeco Infrastructure	1 Year	3 Years	5 Years	7 Years	10 Years	Since Inception
Total Amt invested (INR)	120000	360000	600000	840000	1200000	2280000
Market Value (INR)	136429	599943	1401720	2242033	3688725	13356880

PRODUCT POSITIONING





## WHY INVEST

- ❑ Opportunity to participate in **'India Growth Story'**
- ❑ A dedicated Infrastructure fund, that invests in **'Market leaders'** or businesses with **'unique business proposition'**
- ❑ **Canara Robeco Infrastructure** is positioned to tap businesses which are expected to gain multifold with the implementation of the government's reforms
- ❑ **Less riskier than sector funds** as Infrastructure covers various industries  
Relatively more diversified than other single industry specific funds

## FUND FACTS

<b>Fund Category</b>	Open Ended Equity Scheme
<b>Investment Objective</b>	To generate income / capital appreciation by investing in equities and equity related instruments of companies in the infrastructure sector. However, there can be no assurance that the investment objective of the scheme will be realized.
<b>Inception Date</b>	02-Dec-05
<b>Asset Allocation</b>	<ul style="list-style-type: none"> <li><input type="checkbox"/> Equity and equity related instruments of companies in the Infrastructure sector including derivatives of such companies - 80% to 100% (Risk- High)</li> <li><input type="checkbox"/> Debt and Money Market instruments - 0% to 20% (Risk- Low to Medium)</li> <li><input type="checkbox"/> Reits/Invits- 0% to 10% (Risk- Medium to High)</li> </ul>
<b>Plans/Options</b>	Regular & Direct Plan: Options: Growth / IDCW with payout & Reinvestment
<b>Facilities</b>	SIP/ SWP/ STP/ Transfer of IDCW Plan
<b>Fund Size</b>	Rs. 866.51 Crs (Month End AUM)
<b>Load Structure</b>	Exit Load: 1% - if redeemed/switched out within 1 year; Nil - if redeemed/switched out after 1 year
<b>Benchmark</b>	BSE India Infrastructure TRI
<b>Fund Manager</b>	Mr. Vishal Mishra & Mr. Shridatta Bhandwadar

## Performance of Fund Manager

### Fund Manager: Mr. Vishal Mishra

Scheme Names	CAGR (%)							
	1 Year Return		3 Years Return		5 Years Return		Since Inception	
	Scheme	Benchmark*	Scheme	Benchmark*	Scheme	Benchmark*	Scheme	Benchmark*
CANARA ROBECO INFRASTRUCTURE	51.99	54.83	29.64	36.92	28.94	32.06	15.68	-
CANARA ROBECO ELSS TAX SAVER	27.43	27.01	15.07	16.85	20.78	19.56	19.47	17.74
CANARA ROBECO BLUE CHIP EQUITY FUND	27.82	24.82	14.48	15.40	17.85	17.57	13.49	12.59
CANARA ROBECO VALUE FUND	28.89	27.01	22.50	16.85	N.A	-	20.48	15.26
CANARA ROBECO MULTI CAP FUND	29.45	29.27	N.A	-	N.A	-	30.12	29.93

**Note:**

- Mr. Vishal Mishra manages 5 open-ended schemes of Canara Robeco Mutual Fund.
- Period for which scheme's performance has been provided is computed basis last day of the month-end preceding the date of advertisement
- Different plans shall have a different expense structure. The performance details provided herein are of Regular plan - Growth Option
- Past performance may or may not be sustained in the future.
- : Corresponding values not available
- N.A.- Not Applicable because scheme is in existence for less than 3 years or 5 years respectively.

### Fund Manager: Mr. Shridatta Bhandwaldar

Scheme Names	CAGR (%)									
	6 Months Return**		1 Year Return		3 Years Return		5 Years Return		Since Inception	
	Scheme	Benchmark*	Scheme	Benchmark*	Scheme	Benchmark*	Scheme	Benchmark*	Scheme	Benchmark*
CANARA ROBECO SMALL CAP FUND			29.65	34.52	22.43	24.77	33.65	30.76	27.29	26.73
CANARA ROBECO INFRASTRUCTURE			51.99	54.83	29.64	36.92	28.94	32.06	15.68	-
CANARA ROBECO CONSUMERTRENDS FUND			27.10	24.82	18.20	15.40	20.69	17.57	16.95	12.98
CANARA ROBECO FOCUSED EQUITY FUND			32.42	27.01	17.17	16.85	N.A	-	20.45	19.07
CANARA ROBECO EMERGING EQUITIES			33.17	28.54	16.46	19.22	21.39	22.39	17.78	-
CANARA ROBECO FLEXICAP FUND*			26.79	27.01	13.97	16.85	18.59	19.56	17.89	16.76*
CANARA ROBECO ELSS TAX SAVER			27.43	27.01	15.07	16.85	20.78	19.56	19.47	17.74
CANARA ROBECO EQUITY HYBRID FUND			23.32	20.39	13.36	12.69	16.05	14.91	11.82	-
CANARA ROBECO BLUE CHIP EQUITY FUND			27.82	24.82	14.48	15.40	17.85	17.57	13.49	12.59
CANARA ROBECO MID CAP FUND			32.24	34.04	N.A	-	N.A	-	28.66	31.79
CANARA ROBECO MULTI CAP FUND			29.45	29.27	N.A	-	N.A	-	30.12	29.93
CANARA ROBECO MANUFACTURING FUND**	18.42	6.87	N.A	-	N.A	-	N.A	-	34.42	23.69

**Note:**

- Mr. Shridatta Bhandwaldar manages 13 open-ended schemes of Canara Robeco Mutual Fund.
- Period for which scheme's performance has been provided is computed basis last day of the month-end preceding the date of advertisement
- Different plans shall have a different expense structure. The performance details provided herein are of Regular plan - Growth Option.
- Past performance may or may not be sustained in the future.
- : Corresponding Benchmark values not available
- N.A.- Not Applicable because scheme is in existence for less than 1 year or 3 years respectively.
- \* Since inception return for the benchmark is Composite return - \*\*ASTRI data is not available since inception of the scheme, benchmark performance is calculated using composite CAGR of BSE 500 TRI Index. PRI values from 16th Sept:2003 to 1st Aug, 2006 and TRI values since 1st Aug, 2006 are considered.
- Canara Robeco Balanced Advantage Fund has not completed 6 months, hence the performance details are not provided.
- \*\* Scheme has been in existence for more than six months but less than one year, therefore returns shown above are based on simple annualized growth rate of the scheme for the past 6 months and since inception.

## DISCLAIMER

The information used towards formulating the outlook have been obtained from sources published by third parties. While such publications are believed to be reliable, however, neither the AMC, its officers, the trustees, the Fund nor any of their affiliates or representatives assume any responsibility for the accuracy of such information. CRMF, its sponsors, its trustees, CRAMC, its employees, officer, directors, etc. assume no financial liability whatsoever to the user of this document. Mutual Fund Investments are subject to market risk. Investors are requested to read the Scheme related documents carefully before investing.

**Mutual Fund investments are subject to market risks, read all Scheme related documents carefully.**