

---

**CANARA ROBECO  
INCOME FUND**

---

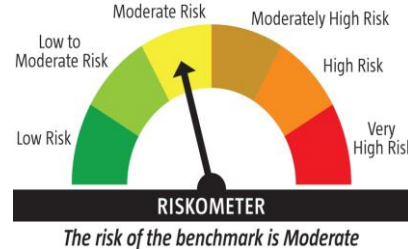
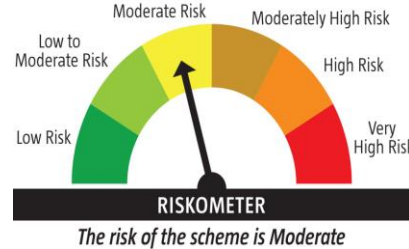
Dec ' 2024

# Canara Robeco Income Fund

## An open ended Medium To Long Duration Fund

This product is suitable for investors who are seeking\*

- Income / Capital appreciation over Medium to Long term
- Investment in debt & money market instruments such that the Macaulay duration of the portfolio is between 4 years and 7 years  
(Portfolio Macaulay duration under anticipated adverse situation is 1 year to 7 years)



**POTENTIAL RISK CLASS (PRC) MATRIX\***  
Relatively High Interest Rate Risk and Moderate Credit Risk

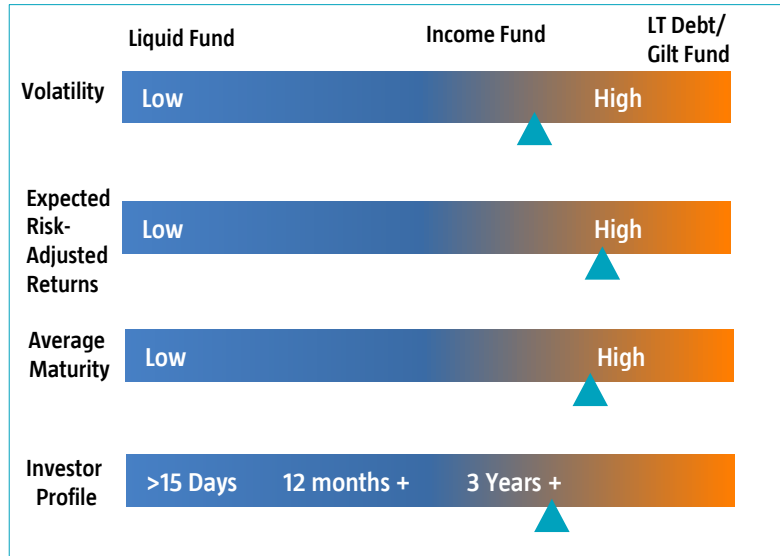
Credit Risk	Potential Risk Class		
	Relatively Low (Class A)	Moderate (Class B)	Relatively High (Class C)
Interest Rate Risk			
Relatively Low (Class I)			
Moderate (Class II)			
Relatively High (Class III)		B-III	

\*Investors should consult their financial advisers if in doubt about whether the product is suitable

## WHAT IS INCOME FUND

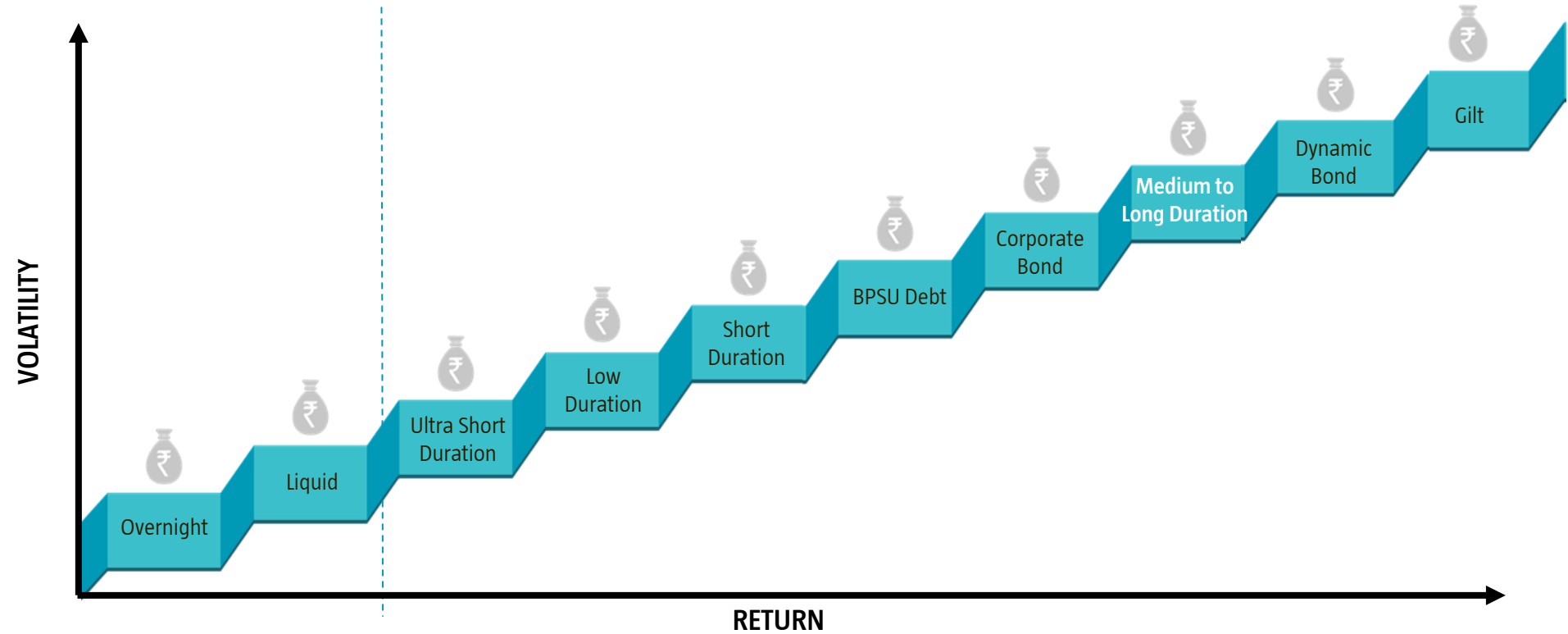
- ❑ An Income Fund aims to earn returns from a combination of accrual interest income and capital appreciation on price appreciation of underlying bond instruments
- ❑ The Fund uses duration in its favour as the fund manager takes a call on the interest rates and the credit quality of the underlying bonds
- ❑ The fund has a duration bucket between 4 and 7 years and hence the fund occupies a mid-segment space between the long duration and the short duration bonds, thereby offering a balance between the long term and the short term bond funds
- ❑ It is suitable for investors with a medium to long time horizon. Investors looking for exposure to bonds in their portfolio and having medium to long term investment horizon should look at this fund

## WHERE IS INCOME FUND POSITIONED



- ❑ Income Funds are more volatile than liquid / overnight funds but less volatile than long duration funds and gilt funds
- ❑ Since most of the portfolio contains corporate and government bonds with a medium to long maturity, it aims to provide higher risk adjusted returns
- ❑ The portfolio is designed in a way to help generate stable returns while bringing down volatility relative to a long term debt fund

## RISK-REWARD MATRIX



Canara Robeco Income Fund
<ul style="list-style-type: none"> <li><input type="checkbox"/> An Open Ended medium to long duration debt scheme that seeks to generate income and capital appreciation through a portfolio constituted of medium to long term debt and money market securities and issuers of different risk profiles</li> </ul>
<ul style="list-style-type: none"> <li><input type="checkbox"/> Portfolio is usually a mix of corporate and government bonds held till maturity or with the intention of capital appreciation</li> </ul>
<ul style="list-style-type: none"> <li><input type="checkbox"/> Aims to generate Alpha through free-style duration management</li> </ul>
<ul style="list-style-type: none"> <li><input type="checkbox"/> Low exposure to credit risk to maintain high portfolio quality</li> </ul>

Instruments	Minimum	Maximum
Debt and Money Market instruments	0%	100%
REITs/ InvITs	0%	10%

## CANARA ROBECO INCOME FUND

### Characteristics

Accrual + Alpha Generation

### Plans & Options

Regular & Direct Plan:

- a) Growth
- b) Dividend
  - Reinvestment Option
  - Payout option

### Risk Profile

Low

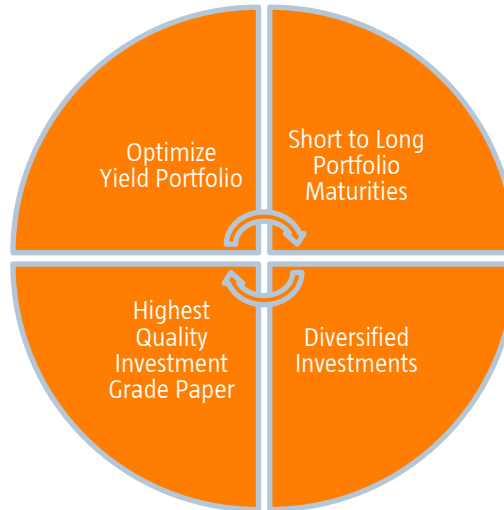


High Quality Issuers



Medium to High Interest Rate Risk

### Portfolio



### Features

Open ended debt scheme that provides medium to Long term investment avenue

Sizeable blend of G-secs and corporate bonds.

Active duration strategy  
Investment in superior quality papers

Active Trading Strategy for Govt. Secs and Corporate Debt along with capturing accruals in the form of portfolio running yields on high quality, long to short term debt instruments.

## PORTFOLIO STRATEGY

**Portfolio**

- Majority of the portfolio consists of Government Securities and Corporate Bonds

**Returns**

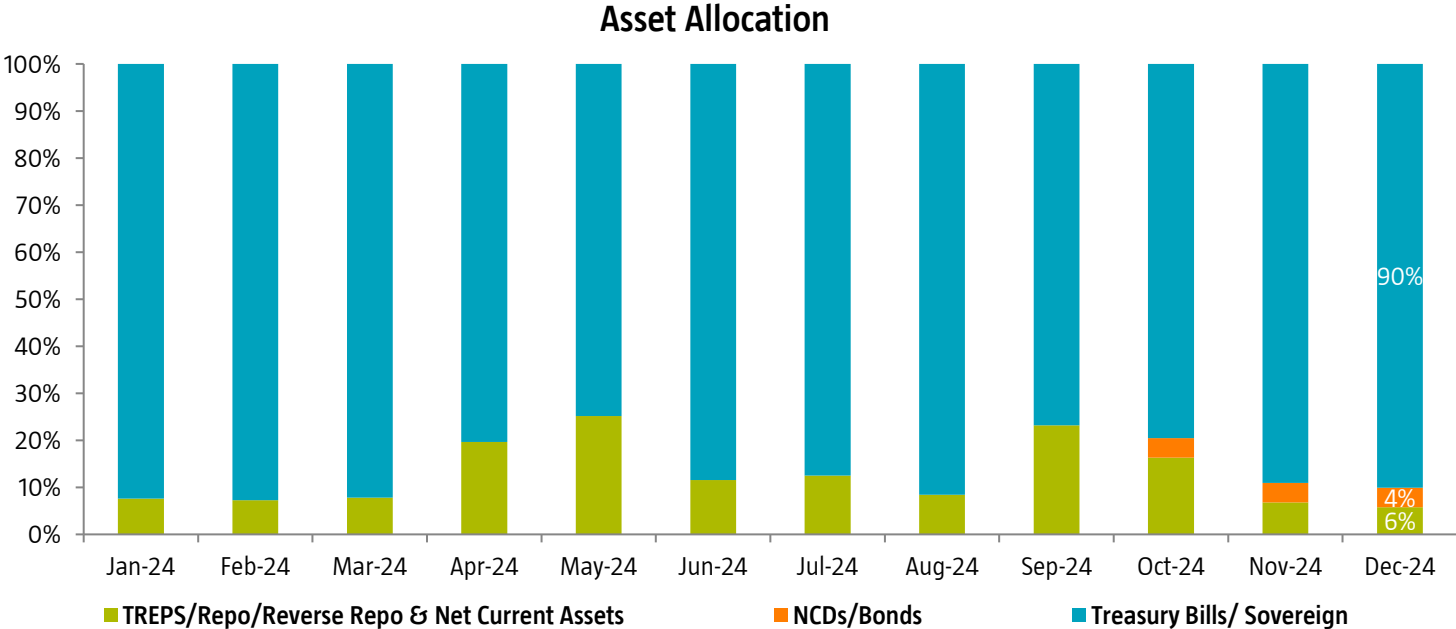
- Focus on High Accrual Income complemented by Alpha Generation

**Credit Quality**

- Low exposure to credit risk to maintain high portfolio quality

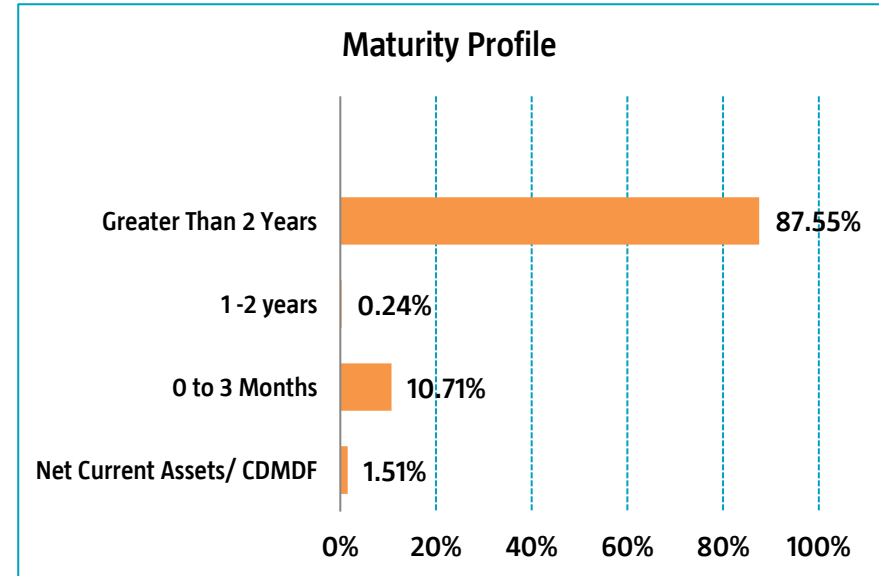
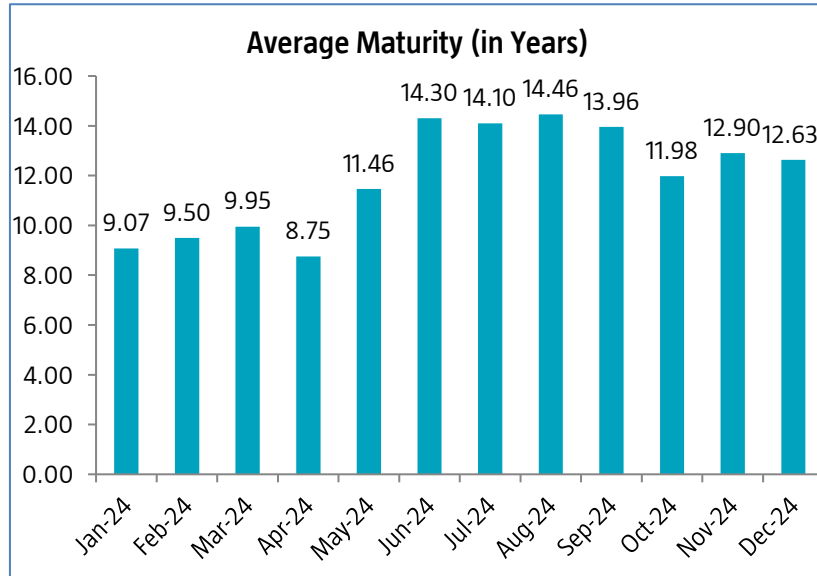


PORTFOLIO ANALYSIS

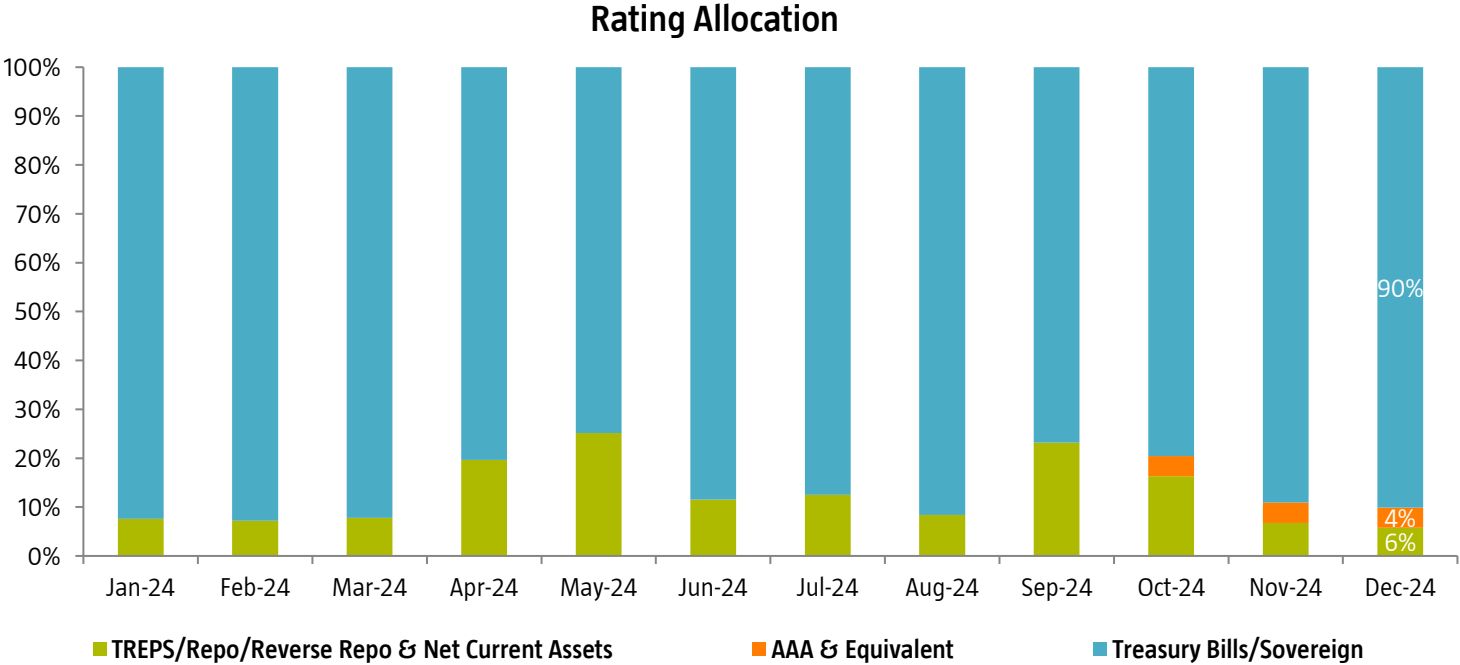


The asset allocation shows investments in both G-Sec & Corporate Bonds in different proportions at different points in time

## PORTFOLIO ANALYSIS



- Analyzing the data of past one year we observe the Average Maturity, ranges between 8.75 years to 14.46 years signifying active duration management



Historically, the portfolio is exposed to instruments of the highest quality

## WHY INVEST

- ❑ Investment across Debt Instruments –
  - ✓ Longer term debt strategies are best implemented by a portfolio having exposure to different debt instruments with low credit risk
  
- ❑ Quality & Liquidity –
  - ✓ Canara Robeco Income only invests in highly rated debt instruments and has a diversified debt portfolio
  
- ❑ Portfolio construction Process –
  - ✓ Robust & coherent Fixed Income Investment Process

## PERFORMANCE

### Fund Manager: Mr. Avnish Jain

Scheme Names	CAGR (%)							
	1 Year Return		3 Years Return		5 Years Return		Since Inception	
	Scheme	Benchmark*	Scheme	Benchmark*	Scheme	Benchmark*	Scheme	Benchmark*
CANARA ROBECO EQUITY HYBRID FUND*	15.23	12.69	11.91	11.85	15.53	14.59	11.74	-
CANARA ROBECO CONSERVATIVE HYBRID FUND**^	10.07	9.78	7.42	7.55	9.18	8.74	10.11	8.88
CANARA ROBECO LIQUID FUND	7.34	7.28	6.41	6.46	5.22	5.41	6.97	6.81
CANARA ROBECO SAVINGS FUND	7.31	7.60	6.13	6.50	5.57	6.06	7.31	7.23
CANARA ROBECO ULTRASHORT TERM FUND	6.73	7.59	5.68	6.66	4.83	5.91	6.79	7.43
CANARA ROBECO CORPORATE BOND FUND	7.44	7.70	5.45	6.07	5.73	6.59	7.00	8.24
CANARA ROBECO GILT FUND	8.68	9.82	5.81	6.54	5.88	6.90	8.26	8.51
CANARA ROBECO DYNAMIC BOND FUND	7.63	8.86	5.25	6.00	5.28	6.88	6.91	7.82
CANARA ROBECO INCOME FUND	7.56	8.62	4.90	5.94	5.30	6.87	7.81	7.66
CANARA ROBECO SHORT DURATION FUND^	7.14	7.80	5.42	6.11	5.58	6.35	6.71	7.76
CANARA ROBECO BANKING AND PSU DEBT FUND	7.60	7.47	N.A	-	N.A	-	6.49	6.98

**Note:**

- Mr. Avnish Jain manages 11 open-ended schemes of Canara Robeco Mutual Fund.
- Period for which scheme's performance has been provided is computed basis last day of the month-end preceding the date of advertisement.
- Different plans shall have a different expense structure. The performance details provided herein are of Regular plan - Growth Option.
- \*Managing the portfolio only for debt allocation.
- \*\*As per the provisions of SEBI circular dated April 12, 2018 (Performance disclosure post consolidation/ Merger of Schemes), the past performance of aforesaid scheme is based on the historical NAV of Canara Robeco Income Saver Fund (erstwhile Canara Robeco Monthly Income Plan) and hence may not be comparable.
- ^ Past performance may or may not be sustained in the future.
- : Corresponding Benchmark values not available.
- N.A. - Not Applicable because scheme is in existence for less than 3 years.

### Fund Manager: Mr. Kunal Jain

Scheme Names	CAGR (%)							
	1 Year Return		3 Years Return		5 Years Return		Since Inception	
	Scheme	Benchmark*	Scheme	Benchmark*	Scheme	Benchmark*	Scheme	Benchmark*
CANARA ROBECO LIQUID FUND	7.34	7.28	6.41	6.46	5.22	5.41	6.97	6.81
CANARA ROBECO SAVINGS FUND	7.31	7.60	6.13	6.50	5.57	6.06	7.31	7.23
CANARA ROBECO DYNAMIC BOND FUND	7.63	8.86	5.25	6.00	5.28	6.88	6.91	7.82
CANARA ROBECO INCOME FUND	7.56	8.62	4.90	5.94	5.30	6.87	7.81	7.66
CANARA ROBECO GILT FUND	8.68	9.82	5.81	6.54	5.88	6.90	8.26	8.51
CANARA ROBECO ULTRA SHORT TERM FUND	6.73	7.59	5.68	6.66	4.83	5.91	6.79	7.43

**Note:**

- Mr. Kunal Jain manages 6 open-ended schemes of Canara Robeco Mutual Fund.
- Period for which scheme's performance has been provided is computed basis last day of the month-end preceding the date of advertisement.
- Different plans shall have a different expense structure. The performance details provided herein are of Regular plan - Growth Option.
- Past performance may or may not be sustained in the future.

## FUND FACTS

<b>Fund Category</b>	Open ended Medium To Long Duration Debt Scheme
<b>Investment Objective</b>	The Scheme seeks to generate income and capital appreciation through a portfolio constituted of medium to long term debt and money market securities and issuers of different risk profiles. However, there can be no assurance that the investment objective of the scheme will be realized
<b>Inception Date</b>	19-September-02
<b>Asset Allocation</b>	<input type="checkbox"/> Debt and Money Market instruments : 0%-100% <input type="checkbox"/> REITs/ Invits : 0% - 10%.
<b>Plans/Options</b>	Regular & Direct Plan: Options: Growth / IDCW Option(Quarterly Reinvestment /Payout)
<b>Facilities</b>	SIP/ STP/ SWP/ Transfer of IDCW Plan
<b>Fund Size</b>	Rs. 120.61 Crs (Month End AUM)
<b>Load Structure</b>	Nil
<b>Benchmark</b>	CRISIL Medium to Long Duration Debt A-III Index
<b>Fund Manager</b>	Mr. Avnish Jain, Mr. Kunal Jain

## DISCLAIMER

The information used towards formulating the outlook have been obtained from sources published by third parties. While such publications are believed to be reliable, however, neither the AMC, its officers, the trustees, the Fund nor any of their affiliates or representatives assume any responsibility for the accuracy of such information. CRMF, its sponsors, its trustees, CRAMC, its employees, officer, directors, etc. assume no financial liability whatsoever to the user of this document. Mutual Fund Investments are subject to market risk. Investors are requested to read the Scheme related documents carefully before investing.

**Mutual Fund investments are subject to market risks, read all Scheme related documents carefully.**