

Building a solid foundation will most likely transform into your strength.

In the last few years, a surge of Government initiatives and foreign investments have set the ground for India's development. The Canara Robeco Infrastructure endeavours to invest wisely in the promising India infrastructure theme, underpinning the framework for a strong portfolio.



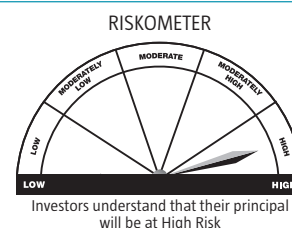
CANARA ROBECO Infrastructure

(Thematic - Infrastructure - An open-ended equity scheme following infrastructure theme)

This product is suitable for investors who are seeking*:

- Capital appreciation over long term
- Investing in equities and equity related instruments of companies following the Infrastructure Theme

*Investors should consult their financial advisers if in doubt about whether the product is suitable for them.



Canara Robeco Infrastructure

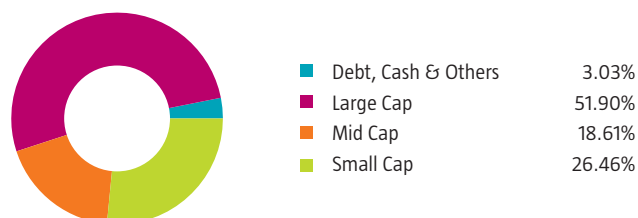
Canara Robeco Infrastructure is a thematic fund focused on identifying the Growth Oriented Companies within the Infrastructure space. The Fund aims at having concentrated holdings with a bias towards Large Market Capitalization Stocks with few mid and small cap companies.

Portfolio Characteristics: (as on 30th August, 2019)

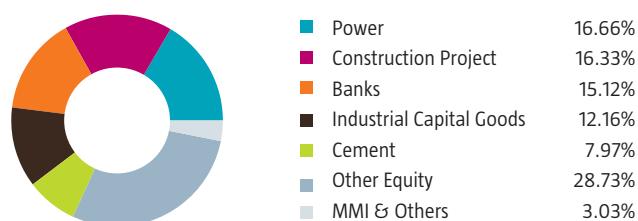
Portfolio is spread across 34 stocks with Top 10 Stocks contributing to 47.22% of the Net Assets.

Name of the Company	Industry	% to Net Assets
Larsen & Toubro Ltd	Construction Project	9.76
ICICI Bank Ltd	Banks	8.04
Power Grid Corporation Of India Ltd	Power	4.76
NTPC Ltd	Power	4.35
Axis Bank Ltd	Banks	3.97
Ultratech Cement Ltd	Cement	3.62
Bharti Airtel Ltd	Telecom - Services	3.30
Petronet LNG Ltd	Gas	3.21
State Bank of India	Banks	3.11
Transport Corporation of India Ltd	Transportation	3.10

MARKET CAPITALIZATION



Sector Allocation(as on 30th August, 2019)



Dividend History

Date of declaration (Record Date)	Dividend Distribution per unit*	NAV as on the date of declaration
Regular Plan		
28.08.2015	1.65	25.91
28.08.2016	2.04	26.79
24.08.2017	1.75	29.22
31.08.2018	1.50	27.25
30.08.2019	1.35	22.42
Direct Plan		
31.08.2018	2.00	35.54
30.08.2019	1.80	29.43

* On face value of ₹10. ● The dividend amount is before tax calculation. ● Past performance may or may not be sustained in the future. Pursuant to payment of dividend, the NAV of the dividend option of the scheme would fall to the extent of payout and statutory levy (if applicable).

Fund Specifics

Fund Inception	: December 2, 2005		
Investment Objective	: To generate income / capital appreciation by investing in equities and equity related instruments of companies in the infrastructure sector. However, there can be no assurance that the investment objective of the scheme will be realized.		
Monthend AUM (₹)*	: 105.23 Crores		
Asset Allocation	: Equity and equity related instruments of companies in the Infrastructure sector including derivatives of such companies - 80% to 100% (Risk- High) ● Debt and Money Market instruments - 0% to 20% (Risk- Low to Medium) ● Reits/Invits- 0% to 10% (Risk- Medium to High)		
Minimum Investment Amount	: ₹ 5000 and in multiples of ₹ 1 thereafter Subsequent purchases: Minimum amount of ₹ 1000 and multiples of ₹ 1 thereafter SIP: For Any date**/monthly frequency – ₹ 1000 and in multiples of ₹ 1 thereafter For quarterly frequency – ₹ 2000 and in multiples of ₹ 1 thereafter STP: For Daily/Weekly/Monthly frequency – ₹ 1000 and in multiples of ₹ 1 thereafter For quarterly frequency – ₹ 2000 and in multiples of ₹ 1 thereafter SWP: For monthly frequency – ₹ 1000 and in multiples of ₹ 1 thereafter For quarterly frequency – ₹ 2000 and in multiples of ₹ 1 thereafter **As on date the said facility is available only in offline mode.		
Entry Load	: Nil		
Exit Load	: 1% - if redeemed/switched out within 1 year from the date of allotment, Nil – if redeemed / switched out after 1 year from the date of allotment		
Benchmark	: S&P BSE India Infrastructure TRI		
Plans / Options	Regular Plan- Growth Option Regular Plan-Dividend Reinvestment Option/ Payout Option	Direct Plan- Growth Option Direct Plan-Dividend Reinvestment Option/ Payout Option	
Fund Manager	: Mr. Shridatta Bhandwalder / Mr. Krishna Sanghavi		

*Monthend AUM as on 30.08.2019

PERFORMANCE AT A GLANCE

(as on August 30, 2019)

CANARA ROBECO INFRASTRUCTURE

Fund Manager: Mr. Shridatta Bhandwalder/ Mr. Krishna Sanghavi

Period	Returns (%)			Current Value of Standard Investment of ₹ 10000		
	Scheme	S&P BSE India Infrastructure TRI [#]	S&P BSE SENSEX TRI ^{##}	Scheme	S&P BSE India Infrastructure TRI [#]	S&P BSE SENSEX TRI ^{##}
Last 1 Year	-12.03%	-16.56%	-2.25%	8797	8344	9775
Last 3 Years	0.36%	0.27%	11.01%	10108	10080	13679
Last 5 Years	5.25%	2.06%	8.39%	12919	11076	14968
Since Inception (CAGR)	10.86%	-	14.02%	41250	-	60734

The past performance may or may not be sustained in the future. Returns are based on growth NAV of Regular plan and are calculated on compounded annualized basis for a period of more than (or equal to) a year and absolute basis for a period less than a year. Inception Date: December 2, 2005. Different plans have a different expense structure. The current fund managers Mr. Shridatta Bhandwalder is managing the scheme since 29-September-18 and Mr. Krishna Sanghavi is managing the scheme since 16-October-18.

Scheme Performance - Fund Manager wise

(as on August 30, 2019)

Fund Manager: Mr. Shridatta Bhandwalder

Scheme Names	CAGR (%)							
	1 Year Return		3 Years Return		5 Years Return		Since Inception	
	Scheme	Benchmark [#]	Scheme	Benchmark [#]	Scheme	Benchmark [#]	Scheme	Benchmark [#]
CANARA ROBECO EQUITY DIVERSIFIED FUND	-5.52%	-7.22%	9.01%	8.48%	8.13%	8.74%	17.29%	15.49%
CANARA ROBECO BLUE CHIP EQUITY FUND	-3.97%	-5.91%	8.52%	8.88%	8.57%	8.23%	10.27%	9.83%
CANARA ROBECO EQUITY HYBRID FUND	-1.56%	-0.28%	7.60%	8.42%	9.73%	9.19%	10.84%	0.00%
CANARA ROBECO INFRASTRUCTURE	-12.03%	-16.56%	0.36%	0.27%	5.25%	2.06%	10.86%	-

Note:

- Mr. Shridatta Bhandwalder manages 4 open-ended schemes of Canara Robeco Mutual Fund.
- Period for which scheme's performance has been provided is computed basis last day of the month-end preceding the date of advertisement
- Different plans shall have a different expense structure. The performance details provided herein are of Regular plan - Growth Option.
- Past performance may or may not be sustained in the future.

Fund Manager: Mr. Krishna Sanghavi

Scheme Names	CAGR (%)							
	1 Year Return		3 Years Return		5 Years Return		Since Inception	
	Scheme	Benchmark [#]	Scheme	Benchmark [#]	Scheme	Benchmark [#]	Scheme	Benchmark [#]
CANARA ROBECO EQUITY DIVERSIFIED FUND	-5.52%	-7.22%	9.01%	8.48%	8.13%	8.74%	17.29%	15.49%
CANARA ROBECO BLUE CHIP EQUITY FUND	-3.97%	-5.91%	8.52%	8.88%	8.57%	8.23%	10.27%	9.83%
CANARA ROBECO EQUITY HYBRID FUND	-1.56%	-0.28%	7.60%	8.42%	9.73%	9.19%	10.84%	0.00%
CANARA ROBECO INFRASTRUCTURE	-12.03%	-16.56%	0.36%	0.27%	5.25%	2.06%	10.86%	-
CANARA ROBECO CONSUMER TRENDS FUND	-5.94%	-5.91%	9.47%	8.88%	12.94%	8.23%	14.33%	7.75%
CANARA ROBECO EMERGING EQUITIES	-13.53%	-11.96%	7.49%	7.15%	13.28%	9.72%	16.04%	N.A.
CANARA ROBECO EQUITY TAX SAVER FUND	-7.21%	-5.91%	8.49%	8.88%	8.33%	8.23%	18.41%	16.01%
CANARA ROBECO SMALL CAP FUND* (Date of Allotment – 15.02.2019)	N.A.	N.A.	N.A.	N.A.	N.A.	N.A.	-12.10%	-4.80%

Note:

- Mr. Krishna Sanghavi manages 8 open-ended schemes of Canara Robeco Mutual Fund.
- Period for which scheme's performance has been provided is computed basis last day of the month-end preceding the date of advertisement
- Different plans shall have a different expense structure. The performance details provided herein are of Regular plan - Growth Option.
- Past performance may or may not be sustained in the future.
- *The performance of Canara Robeco Small Cap fund is based on absolute returns as the tenure of the scheme is less than 1 year.

CANARA ROBECO INFRASTRUCTURE

Fund Manager: Mr. Shridatta Bhandwalder / Mr. Krishna Sanghavi

	Since Inception	10 yr	7 yr	5 yr	3 yr	1 yr
Total Amt invested (INR)	1650000	1200000	840000	600000	360000	120000
Market Value (INR)	3068330	1749906	1054480	600987	328473	113108
Scheme Returns	8.56%	7.33%	6.40%	0.06%	-5.88%	-10.54%
S&P BSE India Infrastructure TRI [#]	N.A.	4.34%	3.28%	-1.66%	-9.68%	-20.03%
S&P BSE SENSEX TRI ^{##}	10.95%	10.91%	11.10%	9.74%	9.45%	1.56%
Inception Date	02-Dec-05					

1. Investment date is taken to be 1st of the month or subsequent day if 1st is a holiday and investment of ₹ 10000 is taken. Returns are as on 30-August-2019 and are CAGR. 2. The calculations are based on the regular growth plan NAVs. 3. NA : Not Applicable as Benchmark index data not available for the period 4. **Past performance may or may not be sustained in the future.** Scheme Benchmark[#], Additional benchmark^{##}

Mutual fund investments are subject to market risks, read all scheme related documents carefully.

Canara Robeco Mutual Fund

Investment Manager : Canara Robeco Asset Management Co. Ltd. Construction House, 4th Floor, 5, Walchand Hirachand Marg, Ballard Estate, Mumbai 400 001. Tel.: 6658 5000 Fax: 6658 5012 / 13. www.canararobeco.com Toll Free No : 1800 209 2726 CIN No : U65990MH1993PLC071003

Distributed by :



CANARA ROBECO
Mutual Fund