

# CANARA ROBECO MID CAP FUND

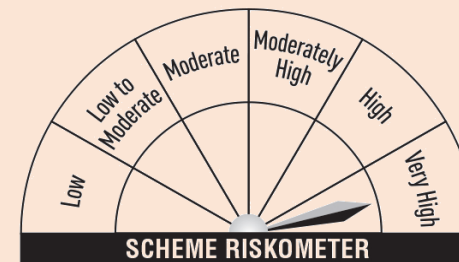
(Mid Cap Fund - An open-ended equity scheme predominantly investing in mid cap stocks)

This product is suitable for investors who are seeking\*:

## Canara Robeco Mid Cap Fund

(Mid Cap Fund - An open-ended equity scheme predominantly investing in mid cap stocks)

- Long term capital appreciation
- Investments predominantly in equity and equity related instruments of mid cap companies



Investors understand that their principal will be at Very High Risk

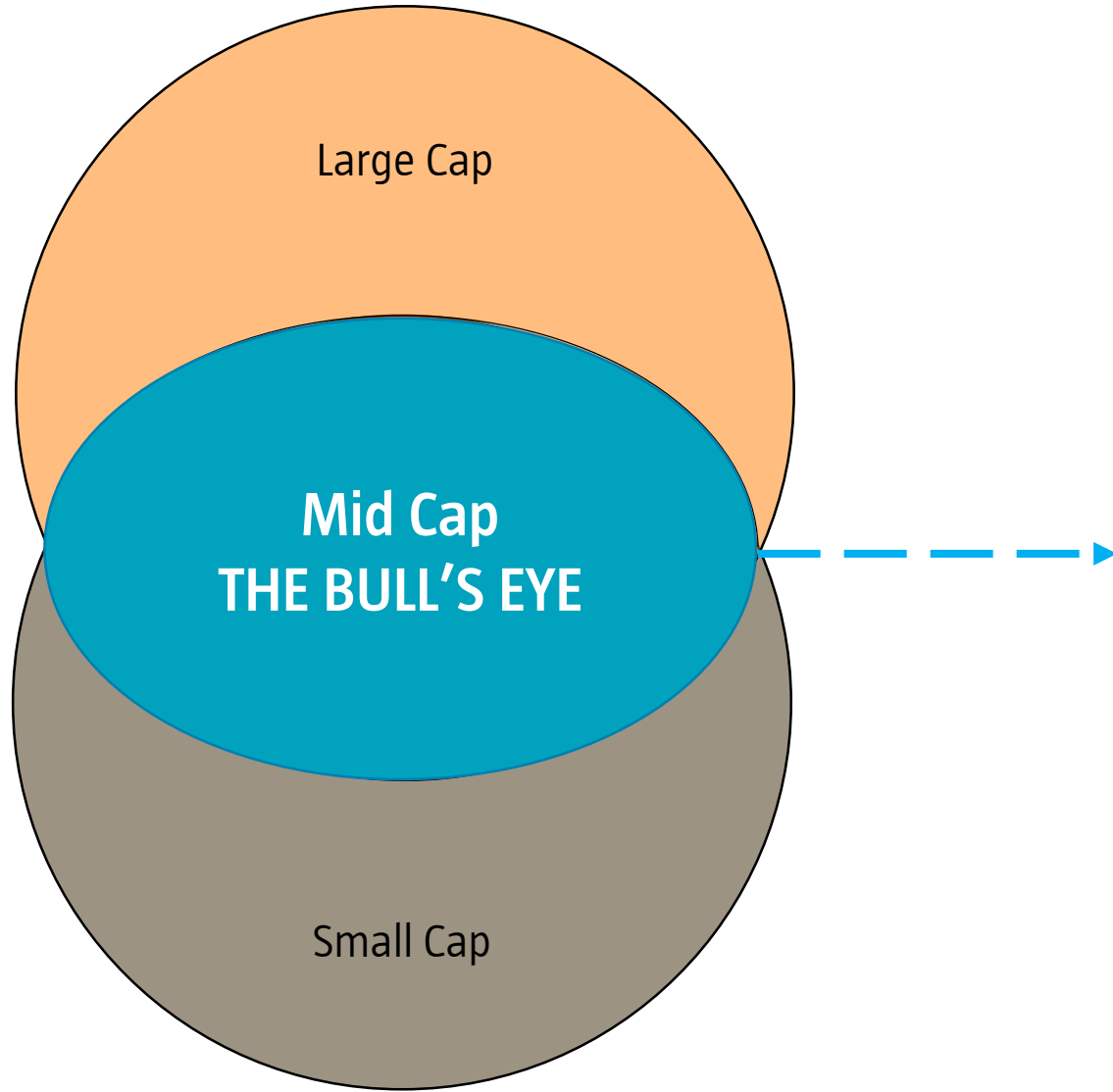


Benchmark Riskometer is at Very High Risk

\*Investors should consult their financial advisers if in doubt about whether the product is suitable for them.

Mutual Fund investments are subject to market risks, read all scheme related documents carefully

## UNDERSTANDING MID CAPS – BUSINESS IDENTITY



### SOME OF THE SALIENT FEATURES:

- Superior Growth Trajectory
- Lower Mortality Risk
- Leaders in smaller sectors
- Niche players in traditional sectors
- Promoter / Entrepreneur driven

## INVESTMENT CASE FOR MIDCAPS

- 1 Participate in the burgeoning *Domestic Growth* potential
- 2 Access to growing pool of *Leaders*
- 3 Benefit from *Under-Researched* companies
- 4 Opportunity to invest in *Emerging Themes & Sectors*
- 5 Gain from long term *Wealth Creators*
- 6 Provide better risk-adjusted returns with *Lower Drawdowns*

# CANARA ROBECO Mutual Fund



✓ More than **15 years\*** of strong investment track-record of investing across market capitalization



✓ Our expertise in **selecting companies** seeks to deliver better risk-adjusted returns

\* Considered since the JV of Canara Robeco in September 2007

## CANARA ROBECO INVESTMENT PHILOSOPHY & OBJECTIVE

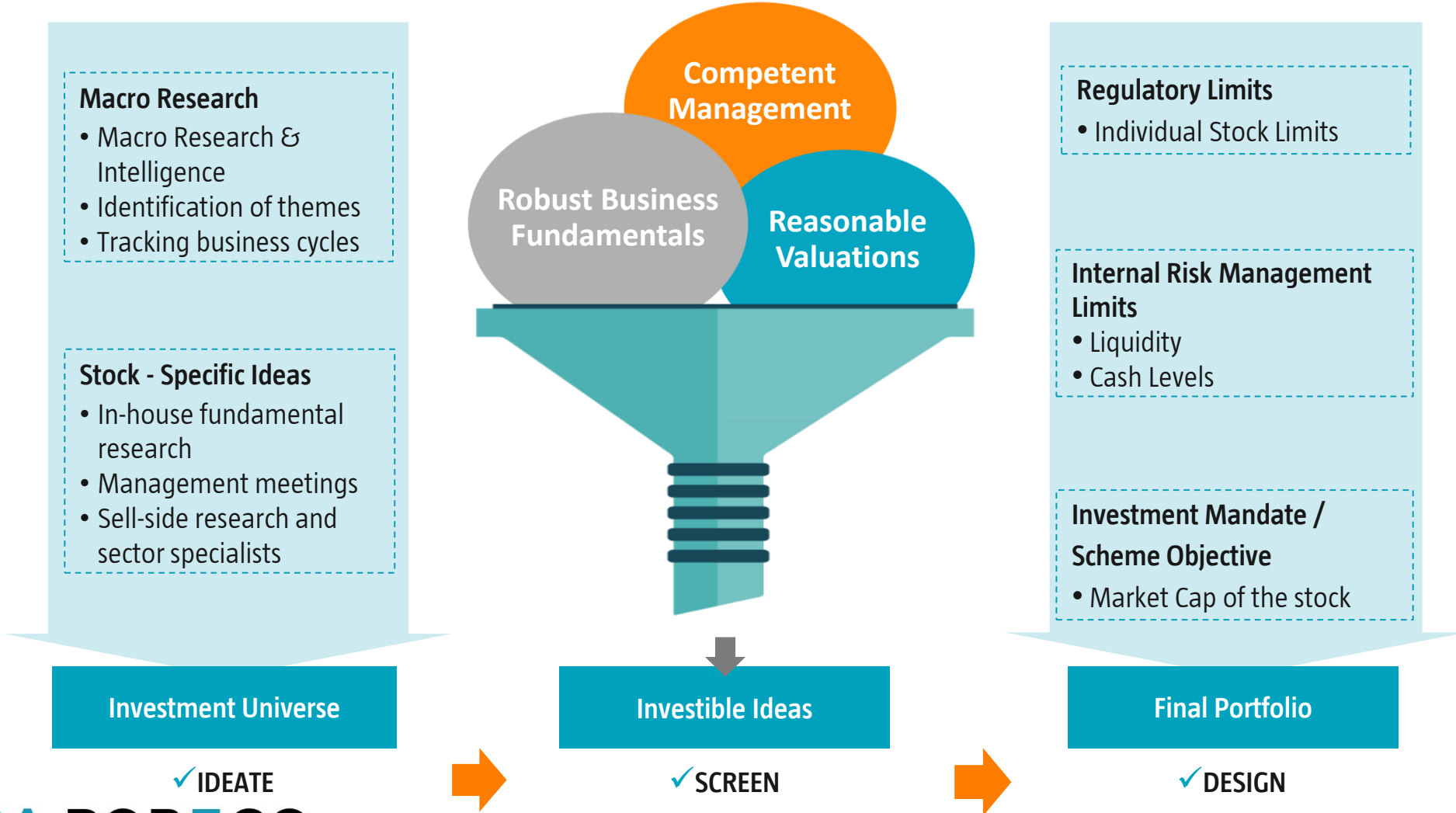
### Investment Philosophy

We believe it is companies and not stocks that create wealth

### Investment Objective

Invest in robust growth-oriented businesses with competent management at reasonable valuations

# CANARA ROBECO INVESTMENT PROCESS



Note: The above is only for general understanding purposes and should not be construed as CRAMC investment policy or process of portfolio construction.

# CONSTANT ENDEAVOR TO REDUCE RISK



Risk control process involves reducing risks through portfolio diversification, taking care however not to dilute returns in the process



We believe that appropriate diversification would help achieve the desired level of return



Our aim is to identify securities, which offer favourable risk adjusted returns

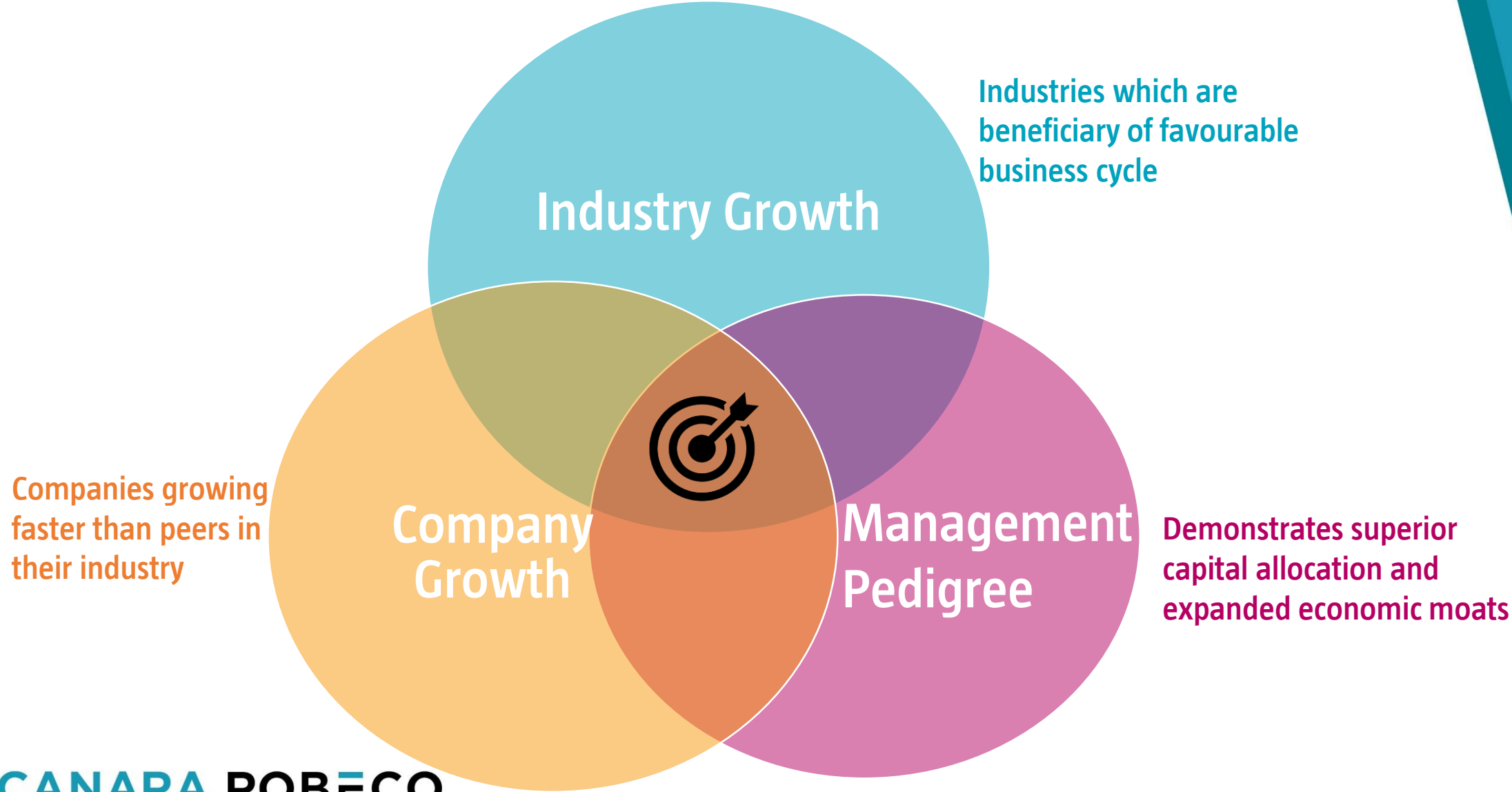


With the aim of controlling risks, the investment team will carry out rigorous in-depth analysis of the securities proposed to be invested in

# Canara Robeco Midcap Selection & Portfolio Construction

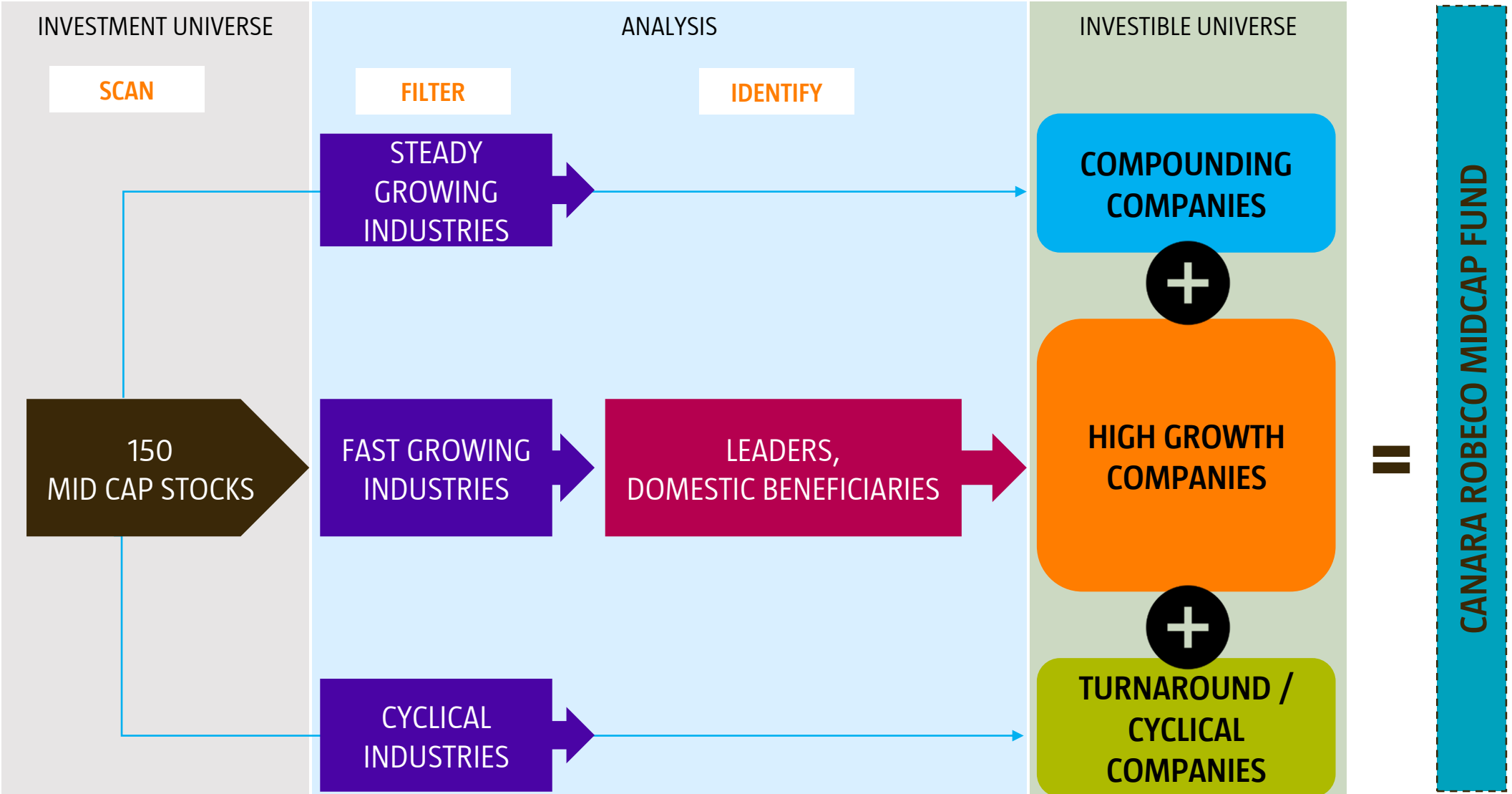


INTERSECTION OF EARNINGS AND QUALITY – *BULL'S EYE*




Note: The above is the investment ideology which will be followed by the fund manager. However, this can change based on market dynamics, economic scenarios etc. Source: Internal Research

# PORTFOLIO CONSTRUCT - EXPLAINED



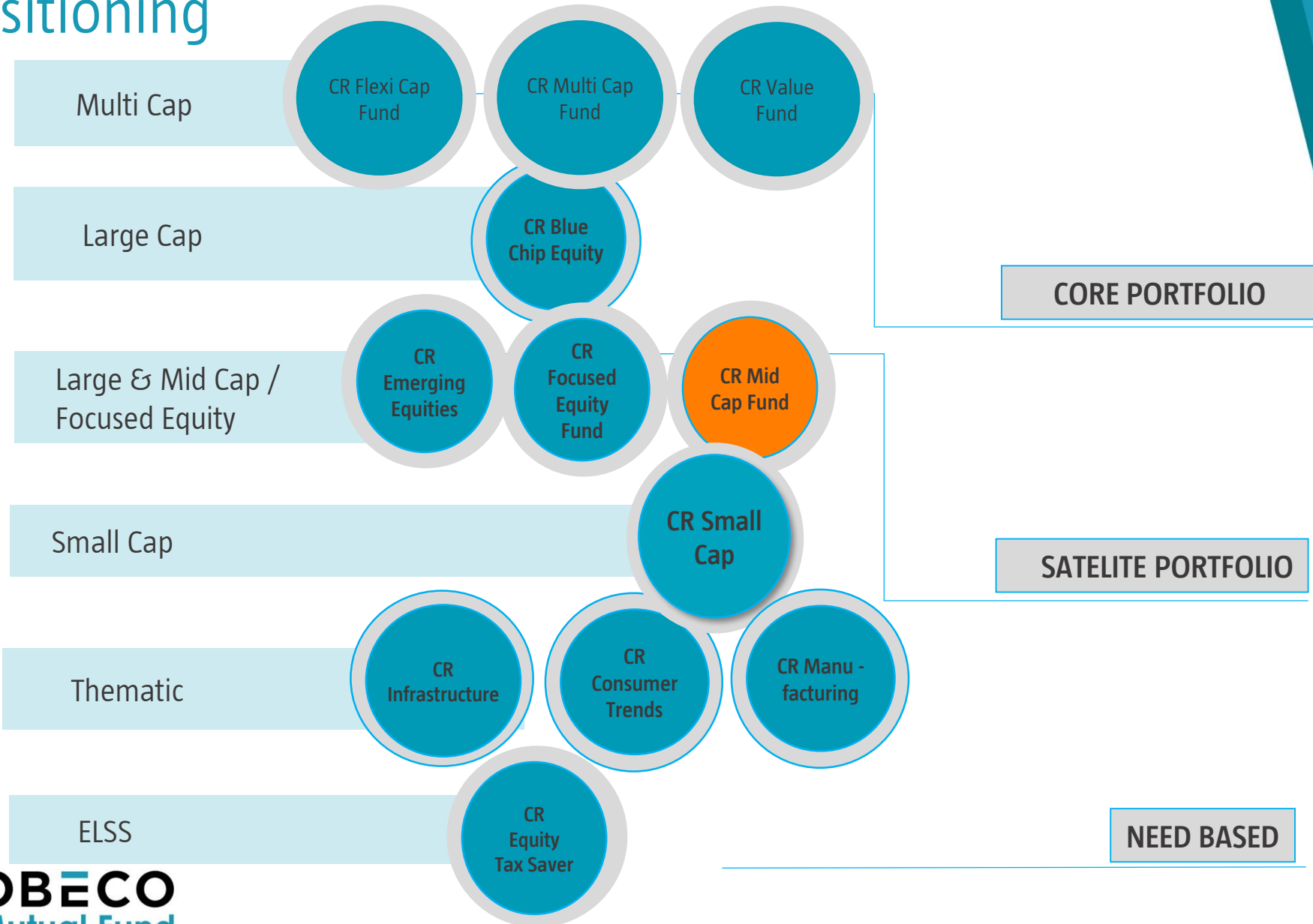
Note: The above is the investment ideology which will be followed by the fund manager. However, this can change based on market dynamics, economic scenarios etc. Source: Internal Research

## EXCLUSIONS OF THE PORTFOLIO

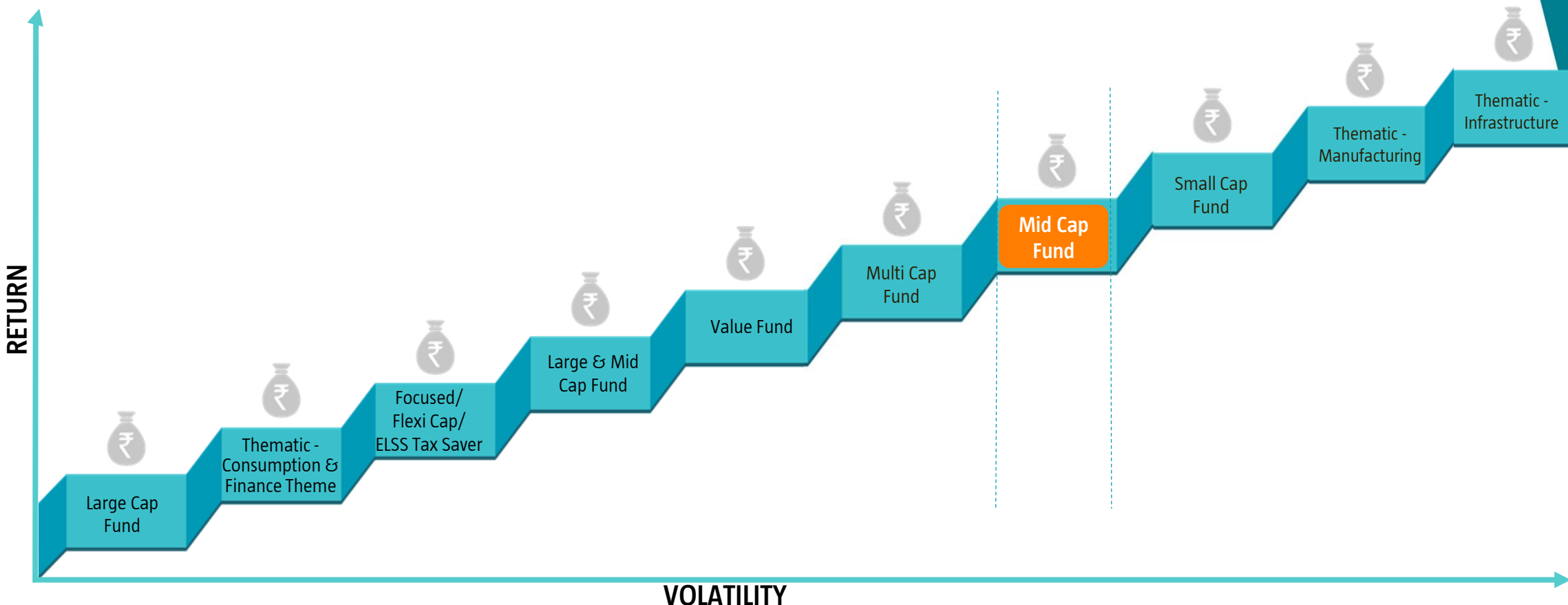


- ✦ Ambiguity on Integrity of promoters and capital misallocation
- ✦ Lack of Free Cash-flow (FCF) through cycles
- ✦ Low ROE and ROCE businesses through cycles
- ✦ High growth with unacceptable high leverage companies
- ✦ Very high working capital cycles

# Product Positioning



# FUND POSITIONING



**CANARA ROBECO**  
Mutual Fund

Note: The fund positioning broadly reflects the category average rolling returns & standard deviation based on 3 year rolling returns taking past 3 years as a time horizon on a monthly rolling basis. The same was considered since the period captures the returns mainly post SEBI scheme categorization. The data points consider industry peer group average for the different equity categorization except thematic and sector funds, for which CRMF fund data has been considered.

*“Far more money has been lost by investors trying to anticipate corrections, than lost in the corrections themselves.”*

*- Peter Lynch*

*TIME IN MARKET  
IS MORE IMPORTANT  
THAN TIMING THE MARKET*

# WHO SHOULD INVEST IN THIS FUND

Seasoned investors who are looking to invest in **Mid Caps** as a part of their **Asset Allocation**

Investors with a long-term investment horizon of **5 years and above**

Investors **comfortable with volatility** for market-beating returns over time.

Investors seeking reasonable returns with high **patience levels** to ride the market volatility

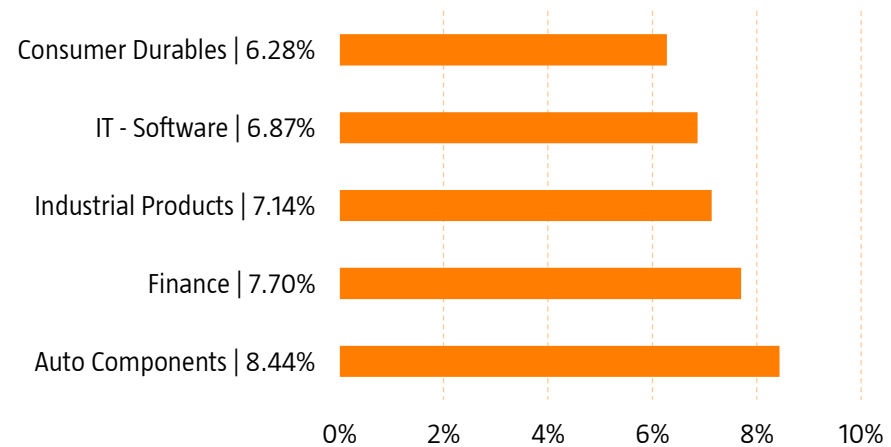


## Portfolio Highlights

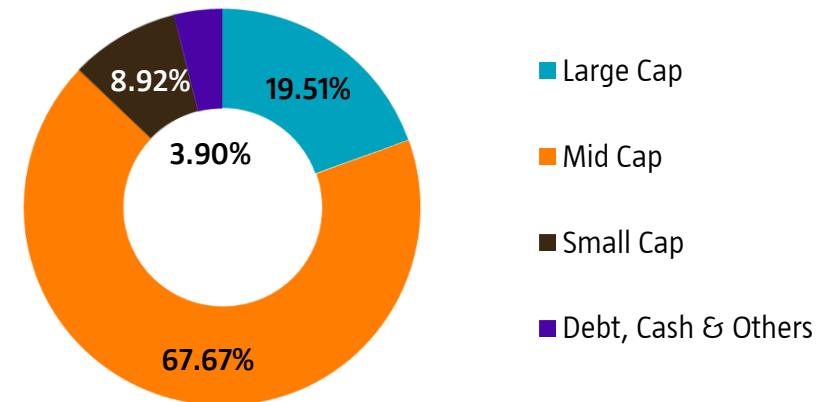
Top 10 Holdings	Industry Classification	% of Net Assets
Trent Ltd	Retailing	3.09%
Uno Minda Ltd	Auto Components	2.87%
Shriram Finance Ltd	Finance	2.79%
Max Healthcare Institute Ltd	Healthcare Services	2.62%
Indian Bank	Banks	2.34%
Max Financial Services Ltd	Insurance	2.33%
Suzlon Energy Ltd	Electrical Equipment	2.27%
J.K. Cement Ltd	Cement & Cement Products	2.23%
Bayer Cropscience Ltd	Fertilizers & Agrochemicals	2.19%
Mphasis Ltd	IT - Software	2.18%

Quant	Values
Total No. of Stocks	65
Top Stock Holding (%)	3.09%
Top 10 Stocks Holding (%)	24.91%
Top 3 Industries (%)	23.28%
Top 5 Industries (%)	36.43%

### Top 5 Sector break up (% to NAV)



### Market Capitalization (%)





# Performance of Fund Manager

## Fund Manager: Mr. Pranav Gokhale

Scheme Names	CAGR (%)									
	6 Months Return**		1 Year Return		3 Years Return		5 Years Return		Since Inception	
	Scheme	Benchmark <sup>a</sup>	Scheme	Benchmark <sup>a</sup>	Scheme	Benchmark <sup>a</sup>	Scheme	Benchmark <sup>a</sup>	Scheme	Benchmark <sup>a</sup>
CANARA ROBECO FLEXICAP FUND*			34.94	35.79	12.67	15.64	18.70	19.83	17.95	16.82*
CANARA ROBECO SMALL CAP FUND			39.67	48.41	22.34	24.61	33.73	31.04	27.78	27.17
CANARA ROBECO MID CAP FUND			41.87	46.62	N.A	-	N.A	-	29.60	33.16
CANARA ROBECO MANUFACTURING FUND**	28.34	19.90	N.A	-	N.A	-	N.A	-	36.19	28.12

Note:

- Mr. Pranav Gokhale manages 4 open-ended schemes of Canara Robeco Mutual Fund.
- Period for which scheme's performance has been provided is computed basis last day of the month-end preceding the date of advertisement.
- Different plans shall have a different expense structure. The performance details provided herein are of Regular plan - Growth Option.
- Past performance may or may not be sustained in the future.
- : Corresponding Benchmark values not available.
- N.A.- Not Applicable because scheme is in existence for less than 1 year or 3 years respectively.
- \*Since inception return for the benchmark is Composite return - "As TRI data is not available since inception of the scheme, benchmark performance is calculated using composite CAGR of BSE 500 TRI Index. PRI values from 16th Sept 2003 to 1st Aug, 2006 and TRI values since 1st Aug, 2006 are considered.
- \*\*Scheme has been in existence for more than six months but less than one year, therefore returns shown above are based on simple annualized growth rate of the scheme for the past 6 months and since inception.

## Fund Manager: Mr. Shridatta Bhandwadar

Scheme Names	CAGR (%)									
	6 Months Return**		1 Year Return		3 Years Return		5 Years Return		Since Inception	
	Scheme	Benchmark <sup>a</sup>	Scheme	Benchmark <sup>a</sup>	Scheme	Benchmark <sup>a</sup>	Scheme	Benchmark <sup>a</sup>	Scheme	Benchmark <sup>a</sup>
CANARA ROBECO SMALL CAP FUND			39.67	48.41	22.34	24.61	33.73	31.04	27.78	27.17
CANARA ROBECO INFRASTRUCTURE			61.65	75.66	29.06	36.87	28.66	31.99	15.73	-
CANARA ROBECO CONSUMER TRENDS FUND			38.41	32.09	17.72	14.01	20.60	17.81	17.13	13.04
CANARA ROBECO FOCUSED EQUITY FUND			39.06	35.79	16.41	15.64	N.A	-	20.58	19.53
CANARA ROBECO EMERGING EQUITIES			40.32	38.47	14.83	18.19	21.25	22.76	17.75	-
CANARA ROBECO FLEXICAP FUND*			34.94	35.79	12.67	15.64	18.70	19.83	17.95	16.82*
CANARA ROBECO ELSS TAX SAVER			36.71	35.79	13.90	15.64	20.80	19.83	19.57	17.83
CANARA ROBECO EQUITY HYBRID FUND			29.78	25.57	12.40	11.89	16.20	15.10	11.85	-
CANARA ROBECO BLUE CHIP EQUITY FUND			33.51	32.09	12.71	14.01	17.92	17.81	13.51	12.65
CANARA ROBECO MID CAP FUND			41.87	46.62	N.A	-	N.A	-	29.60	33.16
CANARA ROBECO MULTI CAP FUND			40.50	39.56	N.A	-	N.A	-	31.93	32.05
CANARA ROBECO MANUFACTURING FUND**	28.34	19.90	N.A	-	N.A	-	N.A	-	36.19	28.12

Note:

- Mr. Shridatta Bhandwadar manages 13 open-ended schemes of Canara Robeco Mutual Fund.
- Period for which scheme's performance has been provided is computed basis last day of the month-end preceding the date of advertisement.
- Different plans shall have a different expense structure. The performance details provided herein are of Regular plan - Growth Option.
- Past performance may or may not be sustained in the future.
- : Corresponding Benchmark values not available.
- N.A.- Not Applicable because scheme is in existence for less than 1 year or 3 years respectively.
- \*Since inception return for the benchmark is Composite return - "As TRI data is not available since inception of the scheme, benchmark performance is calculated using composite CAGR of BSE 500 TRI Index. PRI values from 16th Sept 2003 to 1st Aug, 2006 and TRI values since 1st Aug, 2006 are considered.
- Canara Robeco Balanced Advantage Fund has not completed 6 months, hence the performance details are not provided.
- \*\*Scheme has been in existence for more than six months but less than one year, therefore returns shown above are based on simple annualized growth rate of the scheme for the past 6 months and since inception.

## FUND FACTS

<b>Name of the Scheme</b>	Canara Robeco Mid Cap Fund			
<b>Type</b>	Mid Cap Fund - An open-ended equity scheme predominantly investing in mid cap stocks			
<b>Investment Objective</b>	The investment objective of the Scheme is to generate capital appreciation by investing predominantly in equity and equity related instruments of mid cap companies. However, there can be no assurance that the investment objective of the scheme will be realized.			
<b>Asset Allocation</b>		<b>Indicative allocations (% of total assets)</b>		<b>Risk Profile</b>
		<b>Minimum</b>	<b>Maximum</b>	
	Equity and Equity-related Instruments of Midcap companies*	65%	100%	Very High
	Equity and Equity-related Instruments of companies other than Midcap companies	0%	35%	Very High
	Debt and Money Market Instruments	0%	35%	Low to Medium
	Units issued by REITs and InvITs	0%	10%	Medium to High
<b>Plans &amp; Options</b>	Regular Plan & Direct Plan (a) Growth (b) Income Distribution cum capital withdrawal option: - Payout of Income Distribution cum capital withdrawal option - Reinvestment of Income Distribution cum capital withdrawal option			
<b>Load Structure</b>	Entry Load: N.A. Exit Load: In respect of each redemption / switch-out of units, 1% - if redeemed/switched out within 365 days from the date of allotment. Nil - if redeemed/switched out after 365 days from the date of allotment.			
<b>AUM (in Crs)</b>	2,661.01 (As on 31 <sup>st</sup> Oct '24)			
<b>Fund Manager</b>	Pranav Gokhale, Shridatta Bhandwaldar			
<b>Benchmark (First Tier)</b>	BSE 150 Mid Cap Index TRI			

## Disclaimer

The information used towards formulating the outlook have been obtained from sources published by third parties. While such publications are believed to be reliable, however, neither the AMC, its officers, the trustees, the Fund nor any of their affiliates or representatives assume any responsibility for the accuracy of such information and assume no financial liability whatsoever to the user of this document. This document is strictly confidential and meant for private circulation only and should not at any point of time be construed to be an invitation to the public for subscribing to the units of Canara Robeco Mutual Fund. Please note that this is not an advertisement. The document is solely for the information and understanding of intended recipients only. Internal views, estimates, opinions expressed herein may or may not materialize. These views, estimates, opinions alone are not sufficient and should not be used for the development or implementation of an investment strategy. Forward looking statements are based on internal views and assumptions and subject to known and unknown risks and uncertainties which could materially impact or differ the actual results or performance from those expressed or implied under those statements.

**Mutual Fund investments are subject to market risks, read all scheme related documents carefully**