

# CANARA ROBECO MULTI CAP FUND

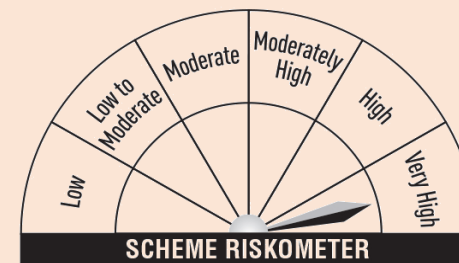
(Multi Cap Fund - An open-ended equity scheme investing across large cap, mid cap, small cap stocks)

This product is suitable for investors who are seeking\*:

## Canara Robeco Multi Cap Fund

(Multi Cap Fund - An open-ended equity scheme investing across large cap, mid cap, small cap stocks)

- Long term capital appreciation
- Investments in equity and equity related instruments across large cap, mid cap, small cap stocks



Investors understand that their principal will be at Very High Risk



Benchmark Riskometer is at Very High Risk

\*Investors should consult their financial advisers if in doubt about whether the product is suitable for them.

**Mutual Fund investments are subject to market risks, read all scheme related documents carefully**



**WHAT**

Understanding  
Multicap



**WHY**

Investment Case for  
Multicap



**WHERE**

The Canara Robeco  
Expertise



**HOW**

Investment Strategy




**WHO**

Investor Suitability

The rule of three is a principle that suggests people better understand concepts, situations, and ideas in groups of three.

Once you start to see it, you can't ever unsee it. It's everywhere.


## It's in our Equity Markets also...



Note: As defined by SEBI Circular No. SEBI/HO/IMD/DF3/CIR/P/2017/114 dated October 06, 2017 and as amended from time to time, Large Cap companies are those which are ranked 1 to 100, Mid Cap Companies are those companies which are ranked from 101 to 250 and Small Cap shall consist of 251st company onwards in terms of full market capitalization.

*While there may be no holy grail in the markets, a balanced portfolio is what works best to weather the cyclical nature of markets. As such, winners keep rotating and to benefit most, a portfolio having constant allocation across Large, Mid, and Small cap is one of the right way*

Industry titans that have proved their mettle over decades

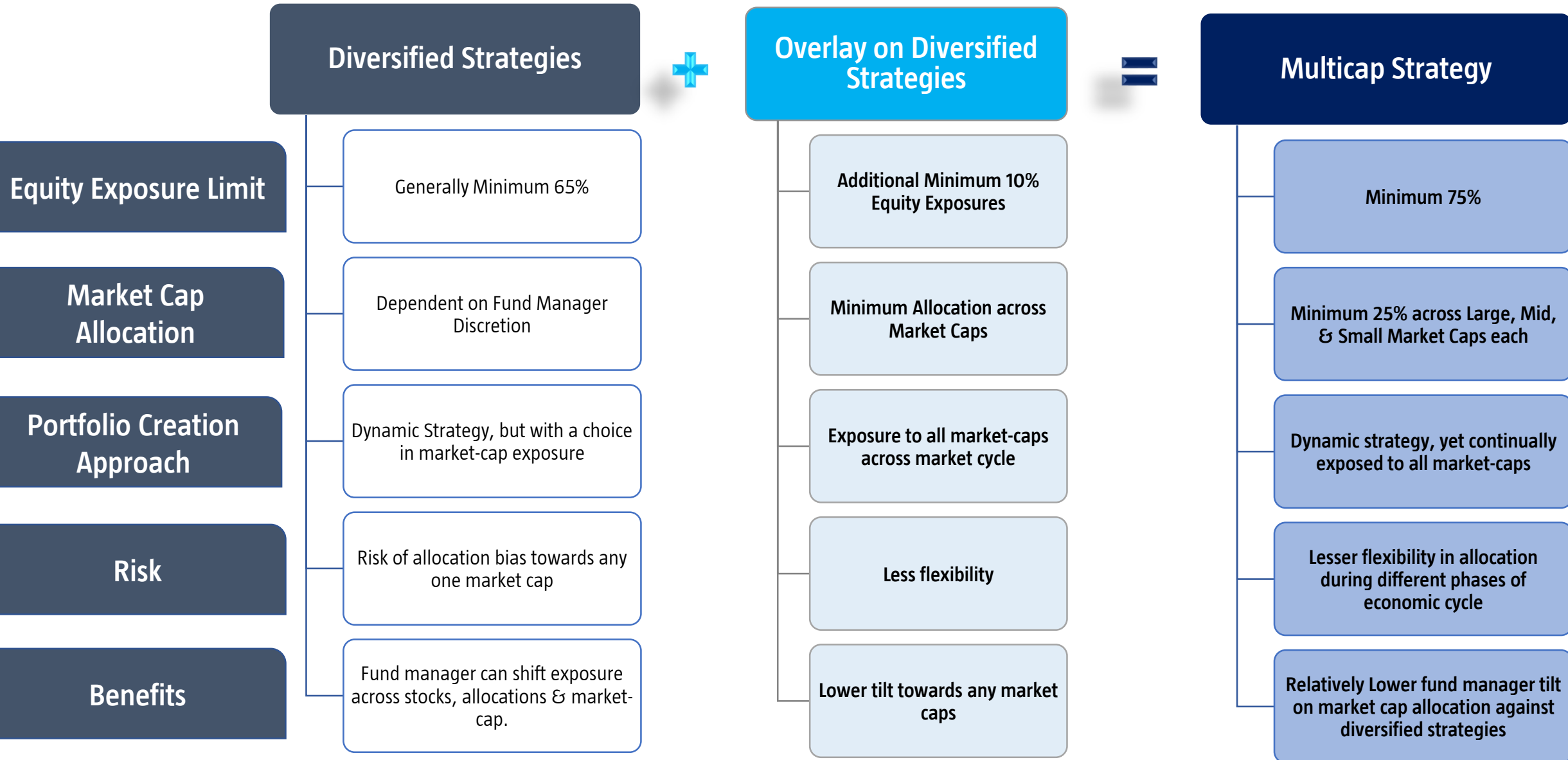


Established business models with structural stories and runway for growth



Leaders of tomorrow, companies that have the potential to see accelerated growth

Balanced Diversified Portfolio



## Small Cap



### Introductory Phase

Emerging businesses that are likely to witness accelerated growth

- Due to increase in market share
- Focus on a niche high growth sector
- Benefit from structural shift from un-organized to organized

## Mid Cap



### Growth Phase

Emerging but more established businesses focusing on

- Gaining acceptance of their business/brand
- Consolidating their initial success and further gaining market share
- Becoming significant players in larger sectors or leaders in niche sectors

## Large Cap

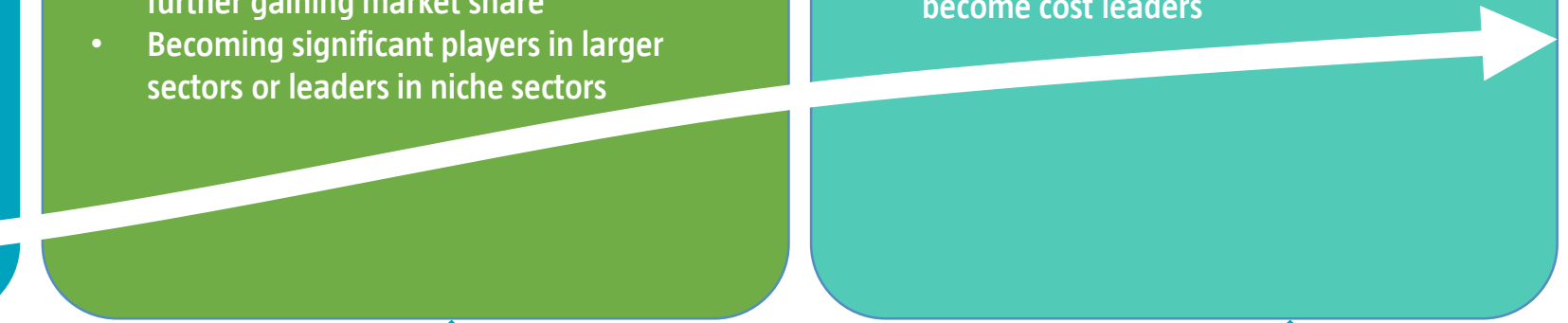


### Mature Phase

Established business that are likely to see steady growth

- Leveraging on their dominant position to gain better pricing
- Benefit from economies of scale and become cost leaders

**MULTICAP FUND**





\* Considered since the JV of Canara Robeco in September 2007

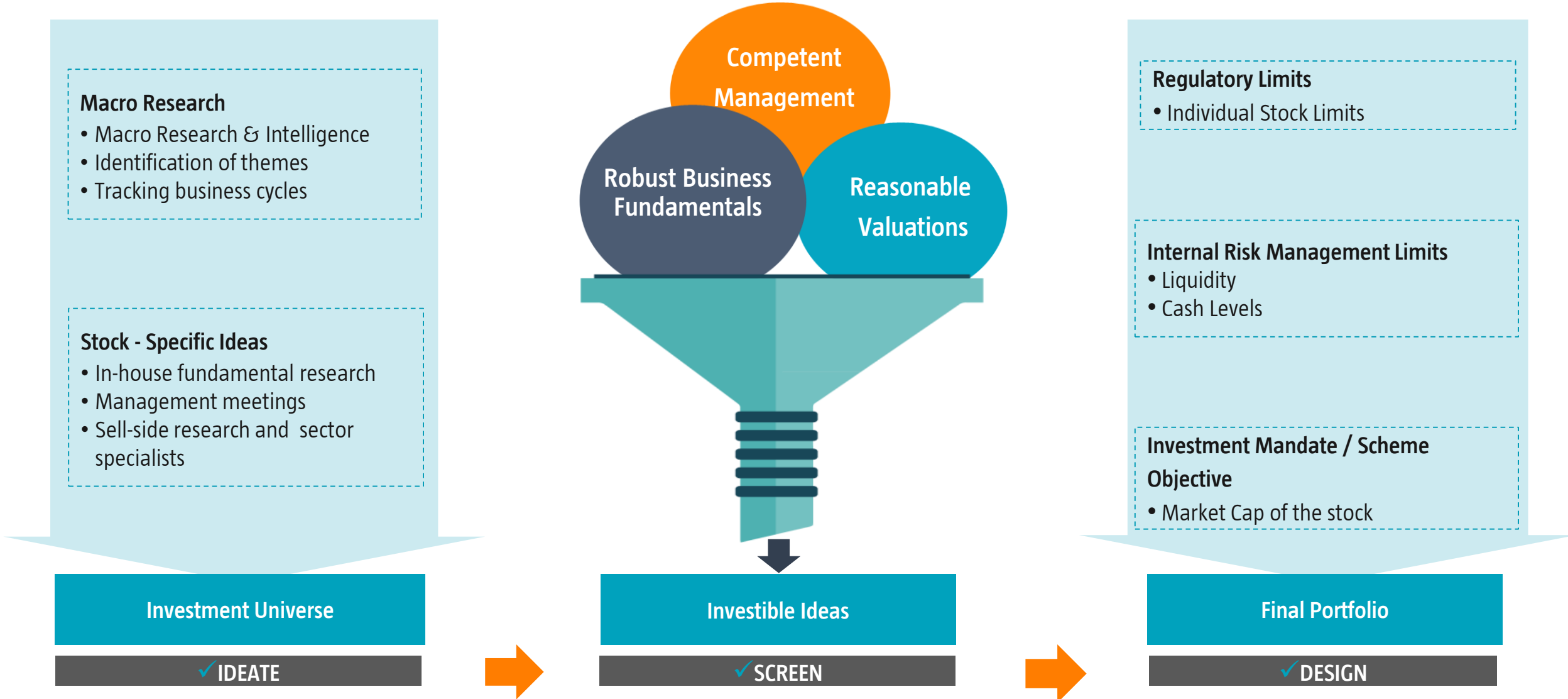
## Investment Philosophy

We believe it is companies and not stocks that create wealth

## Investment Objective

Invest in robust growth-oriented businesses with competent management at reasonable valuations



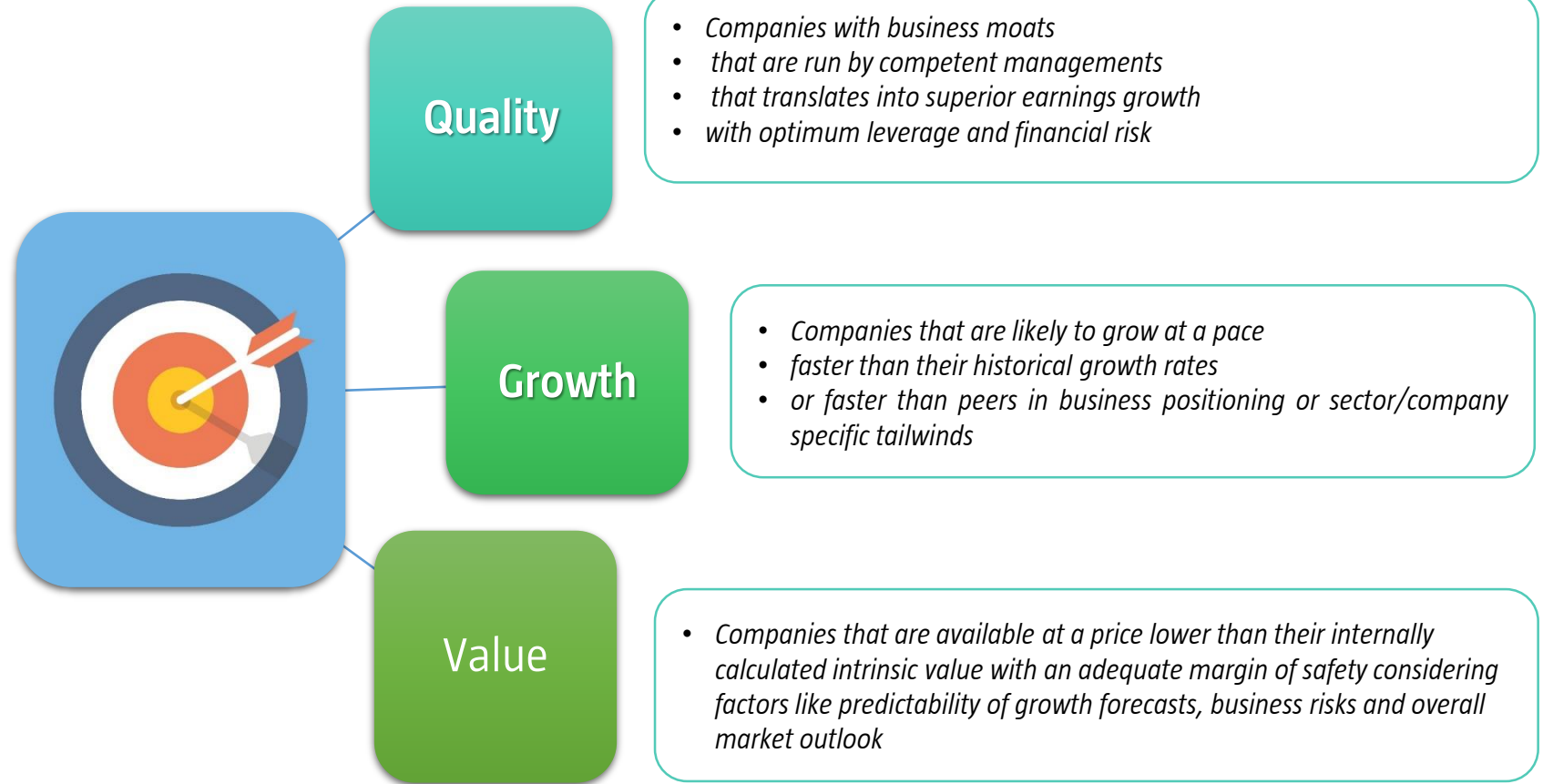


Note: The above is only for general understanding purposes and should not be construed as CRAMC investment policy or process of portfolio construction.

Canara Robeco believes in a bottom-up strategy to investment.

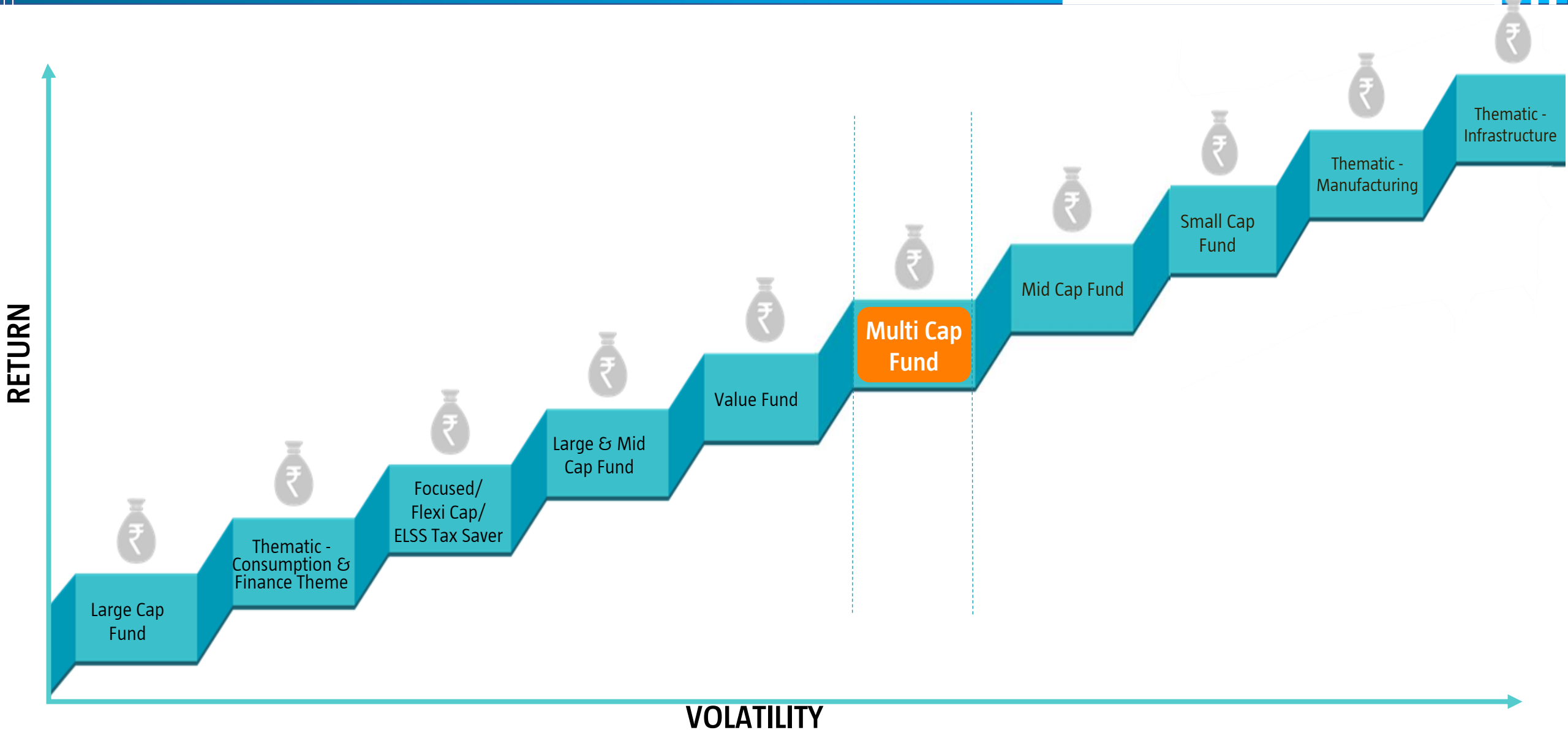
We focus on firms with a strong competitive position in solid business and quality management.

The major emphasis is on fundamentally sound firms with long-term growth potential.



Note: The above is only for general understanding purposes and should not be construed as CRAMC investment policy or process of portfolio construction.

# OUR EQUITY & EQUITY ORIENTED FUND POSITIONING



Note: The fund positioning broadly reflects the category average rolling returns & standard deviation based on 3 year rolling returns taking past 3 years as a time horizon on a monthly rolling basis. The same was considered since the period captures the returns mainly post SEBI scheme categorization. The data points consider industry peer group average for the different equity categorization except thematic and sector funds, for which CRMF fund data has been considered.

**Aims  
To  
Achieve**



Note: The above is only for general understanding purposes and should not be construed as CRAMC investment policy or process of portfolio construction.

Aims To Achieve

Portfolio Stability

Leaders/dominant players across market cap

Earnings growth compounding steadily with high visibility

Resilient businesses that can better withstand downturns

Portfolio Stability



Alpha Generation



MULTICAP

Note: Fund Manager aim to achieve portfolio stability by focusing on the three parameters mentioned above. However, there is no assurance or guarantee that the investment objective of the scheme will be achieved.

Note: The above is only for general understanding purposes and should not be construed as CRAMC investment policy or process of portfolio construction.

## Aims To Achieve

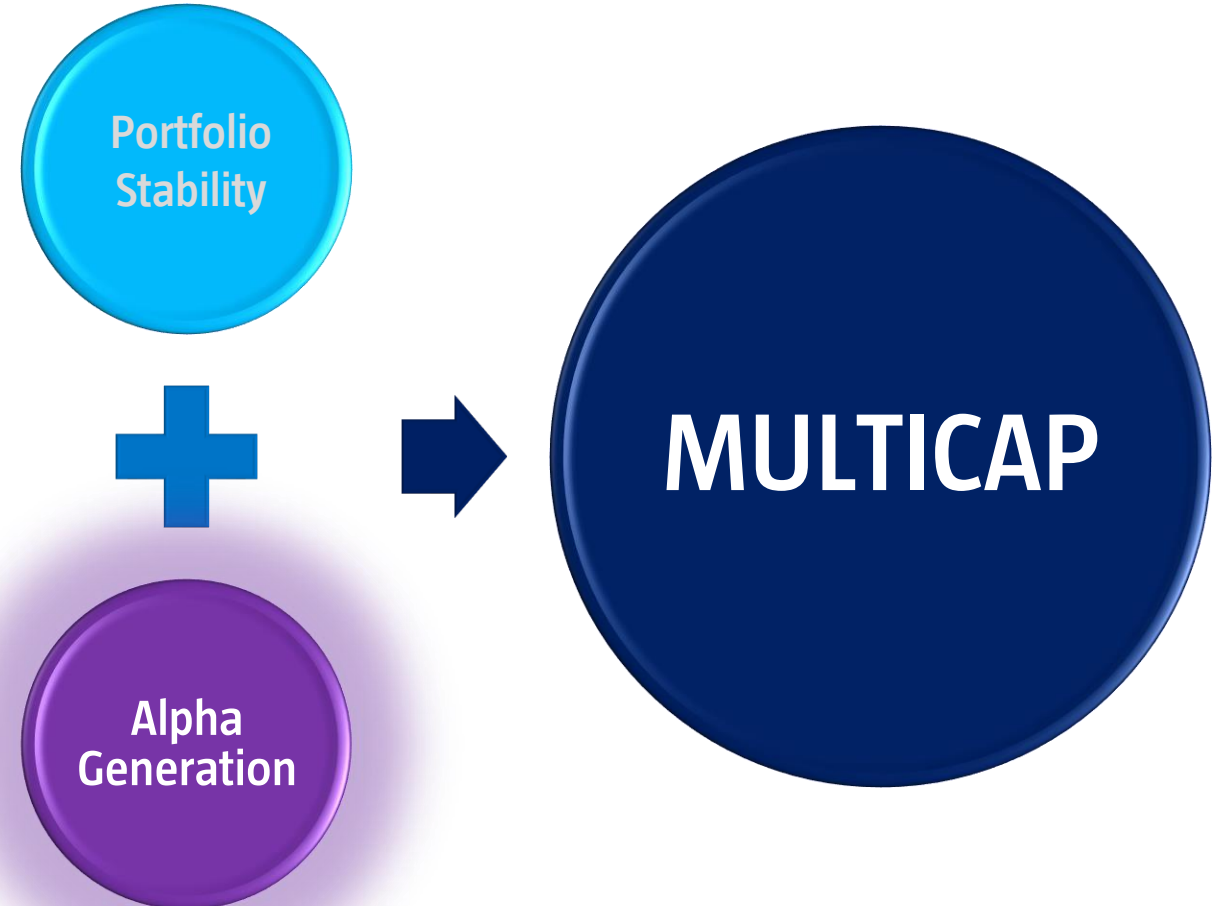
## Alpha Generation

**•Bottom-Up Stock Picking**

- Leaders & Challengers across market cap that are likely to outpace industry growth
- Cyclical and turnaround companies
- Small cap companies with superior growth to ensure portfolio captures returns over the company's lifecycle

**Higher mid/small cap weight in high conviction sectors**

- Maximize portfolio returns from high conviction sector calls
- Higher exposure in mid/small caps in sectors with high conviction

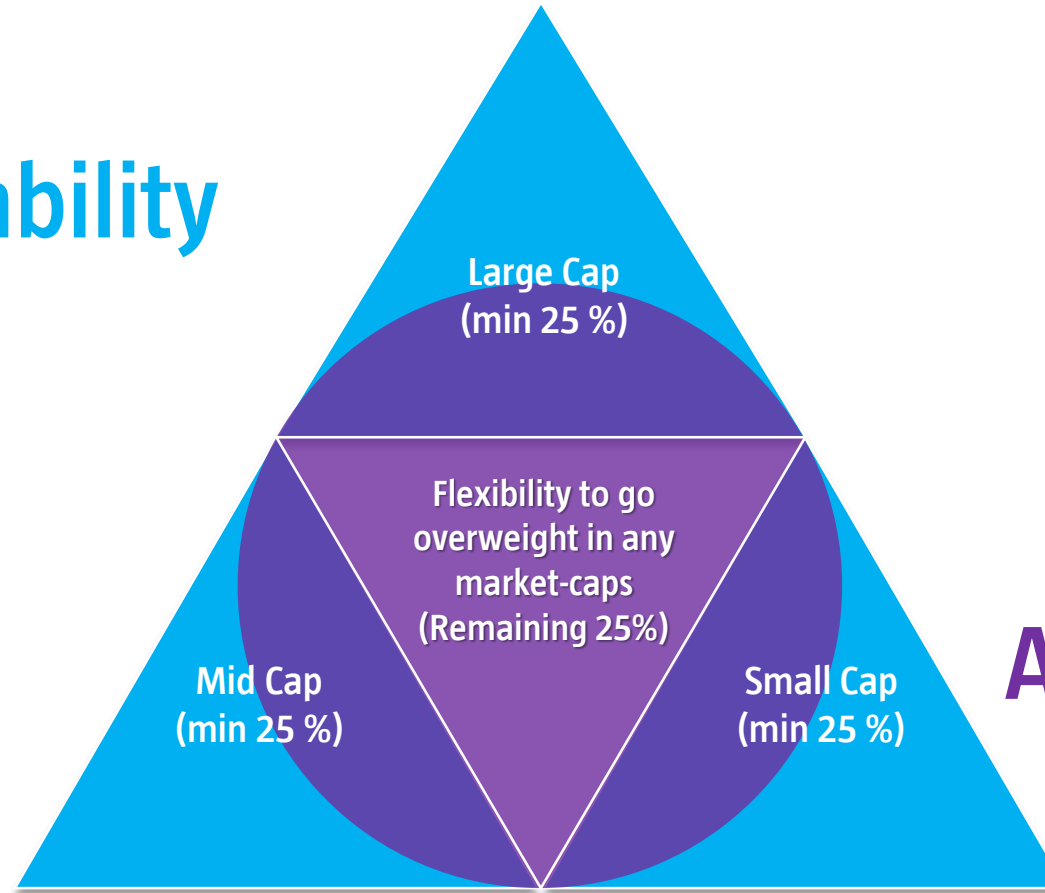


Note: Fund Manager aim to achieve alpha generation by focusing on the two parameters mentioned above. However, there is no assurance or guarantee that the investment objective of the scheme will be achieved.

Note: The above is only for general understanding purposes and should not be construed as CRAMC investment policy or process of portfolio construction.

Aims To Achieve

# Portfolio Stability



# Alpha Generation

Note: The above is only for illustration purposes, purely to explain the selection strategy and should not be construed as selection of portfolio or the performance of the scheme.



Risk management process involves reducing risks through portfolio diversification, taking care however not to dilute returns in the process



We believe that appropriate diversification would help achieve the desired level of return



Our aim is to identify securities, which offer favourable risk adjusted returns




With the aim of managing risks, the investment team will carry out rigorous in-depth analysis of the securities proposed to be invested in

Note: The above is only for general understanding purposes and should not be construed as CRAMC investment policy or process of portfolio construction or CRAMC Risk Management Policy. There is no assurance or guarantee that the investment objective of the scheme will be achieved.





Exposure to all 3 market caps across Indian Equities thereby minimizing market-cap bias



The category has the potential to deliver consistent risk adjusted returns across market cycles



Tries to reduce the investor's concern of taking a call on market-cap exposure



Provides an opportunity to participate through the life-cycle of a company



Canara Robeco has over 15 years of experience in Indian equities and strives to adhere to risk management in order to deliver meaningful risk adjusted returns.

## WHO SHOULD INVEST IN THIS FUND

Investors that are **comfortable with volatility &** expecting a better risk return tradeoff

Investors with a long-term investment horizon of **5 years and above** having a **lower near term liquidity needs**

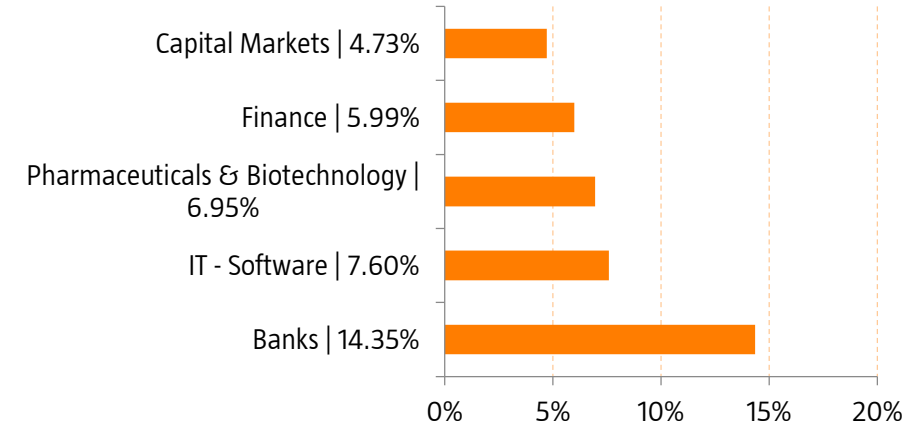
Seasoned investors who are looking for one stop solution with disciplined exposure to **Large Caps, Mid Caps and Small Caps** as a part of their **Asset Allocation**



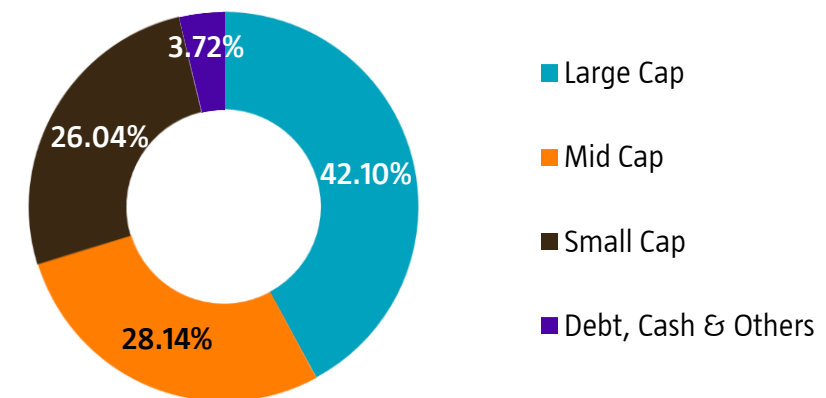
Top 10 Holdings	Industry Classification	% of Net Assets
HDFC Bank Ltd	Banks	4.43%
ICICI Bank Ltd	Banks	4.09%
Infosys Ltd	IT - Software	2.75%
Bharti Airtel Ltd	Telecom - Services	2.48%
J.K. Cement Ltd	Cement & Cement Products	2.15%
Zomato Ltd	Retailing	2.14%
Bharat Electronics Ltd	Aerospace & Defense	2.07%
NTPC Ltd	Power	1.87%
Indian Bank	Banks	1.76%
Max Healthcare Institute Ltd	Healthcare Services	1.75%

Quant	Values
Total No. of Stocks	92
Top Stock Holding (%)	4.43%
Top 10 Stocks Holding (%)	25.49%
Top 3 Industries (%)	28.90%
Top 5 Industries (%)	39.62%

### Top 5 Sector break up (% to NAV)



### Market Capitalization (%)



## Fund Manager: Mr. Shridatta Bhandwadar

Scheme Names	CAGR (%)									
	6 Months Return**		1 Year Return		3 Years Return		5 Years Return		Since Inception	
	Scheme	Benchmark*	Scheme	Benchmark*	Scheme	Benchmark*	Scheme	Benchmark*	Scheme	Benchmark*
CANARA ROBECO SMALL CAP FUND			39.67	48.41	22.34	24.61	33.73	31.04	27.78	27.17
CANARA ROBECO INFRASTRUCTURE			61.65	75.66	29.06	36.87	28.66	31.99	15.73	-
CANARA ROBECO CONSUMER TRENDS FUND			38.41	32.09	17.72	14.01	20.60	17.81	17.13	13.04
CANARA ROBECO FOCUSED EQUITY FUND			39.06	35.79	16.41	15.64	N.A	-	20.58	19.53
CANARA ROBECO EMERGING EQUITIES			40.32	38.47	14.83	18.19	21.25	22.76	17.75	-
CANARA ROBECO FLEXICAP FUND*			34.94	35.79	12.67	15.64	18.70	19.83	17.95	16.82*
CANARA ROBECO ELSS TAX SAVER			36.71	35.79	13.90	15.64	20.80	19.83	19.57	17.83
CANARA ROBECO EQUITY HYBRID FUND			29.78	25.57	12.40	11.89	16.20	15.10	11.85	-
CANARA ROBECO BLUE CHIP EQUITY FUND			33.51	32.09	12.71	14.01	17.92	17.81	13.51	12.65
CANARA ROBECO MID CAP FUND			41.87	46.62	N.A	-	N.A	-	29.60	33.16
CANARA ROBECO MULTI CAP FUND			40.50	39.56	N.A	-	N.A	-	31.93	32.05
CANARA ROBECO MANUFACTURING FUND**	28.34	19.90	N.A	-	N.A	-	N.A	-	36.19	28.12

**Note:**

- Mr. Shridatta Bhandwadar manages 13 open-ended schemes of Canara Robeco Mutual Fund.
- Period for which scheme's performance has been provided is computed basis last day of the month-end preceding the date of advertisement.
- Different plans shall have a different expense structure. The performance details provided herein are of Regular plan - Growth Option.
- Past performance may or may not be sustained in the future.
- : Corresponding Benchmark values not available
- N.A.- Not Applicable because scheme is in existence for less than 1 year or 3 years respectively.
- \*Since inception return for the benchmark is Composite return - "As TRI data is not available since inception of the scheme, benchmark performance is calculated using composite CAGR of BSE 500 TRI Index. PRI values from 16th Sept 2003 to 1st Aug, 2006 and TRI values since 1st Aug, 2006 are considered.
- Canara Robeco Balanced Advantage Fund has not completed 6 months, hence the performance details are not provided.
- \*\*Scheme has been in existence for more than six months but less than one year, therefore returns shown above are based on simple annualized growth rate of the scheme for the past 6 months and since inception.

## Fund Manager: Mr. Vishal Mishra

Scheme Names	CAGR (%)							
	1 Year Return		3 Years Return		5 Years Return		Since Inception	
	Scheme	Benchmark*	Scheme	Benchmark*	Scheme	Benchmark*	Scheme	Benchmark*
CANARA ROBECO INFRASTRUCTURE	61.65	75.66	29.06	36.87	28.66	31.99	15.73	-
CANARA ROBECO ELSS TAX SAVER	36.71	35.79	13.90	15.64	20.80	19.83	19.57	17.83
CANARA ROBECO BLUE CHIP EQUITY FUND	33.51	32.09	12.71	14.01	17.92	17.81	13.51	12.65
CANARA ROBECO VALUE FUND	38.48	35.79	20.88	15.64	N.A	-	20.94	15.65
CANARA ROBECO MULTI CAP FUND	40.50	39.56	N.A	-	N.A	-	31.93	32.05

**Note:**

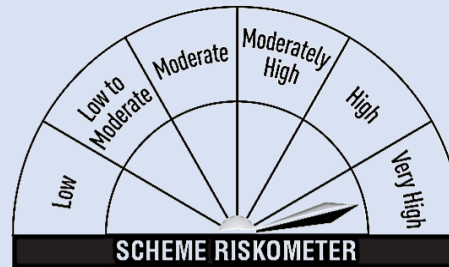

- Mr. Vishal Mishra manages 5 open-ended schemes of Canara Robeco Mutual Fund.
- Period for which scheme's performance has been provided is computed basis last day of the month-end preceding the date of advertisement.
- Different plans shall have a different expense structure. The performance details provided herein are of Regular plan - Growth Option.
- Past performance may or may not be sustained in the future.
- : Corresponding values not available
- N.A.- Not Applicable because scheme is in existence for less than 3 years or 5 years respectively.

<b>Name of the Scheme</b>	<b>Canara Robeco Multi Cap Fund</b>			
<b>Type</b>	Multi Cap Fund - An open-ended equity scheme investing across large cap, mid cap and small cap stocks			
<b>Investment Objective</b>	The fund aims to generate long-term capital appreciation through diversified investments in equity & equity related instruments across large cap, mid cap, and small cap stocks. However, there can be no assurance or guarantee that the investment objective of the Scheme would be achieved.			
<b>Asset Allocation</b>	<b>Type of Instruments</b>	<b>Indicative allocations (% of total assets)</b>		<b>Risk Profile</b>
		<b>Minimum</b>	<b>Maximum</b>	
	<b>Equity and Equity-related Instruments of Large, Mid and Small cap companies of which:</b>	<b>75%</b>	<b>100%</b>	<b>Very High</b>
	Large Cap Companies	25%	50%	Very High
	Mid Cap Companies	25%	50%	Very High
	Small Cap Companies	25%	50%	Very High
	Debt and Money Market Instruments	0%	25%	Low to Medium
	Units issued by REITs and InvITs	0%	10%	Very High
<b>Plans &amp; Options</b>	Regular Plan & Direct Plan (a) Growth (b) Income Distribution cum capital withdrawal option: - Payout of Income Distribution cum capital withdrawal option - Reinvestment of Income Distribution cum capital withdrawal option			
<b>Fund Manager</b>	Shridatta Bhandwaldar & Vishal Mishra			
<b>Load Structure</b>	Entry Load: Nil Exit Load: 1% - if redeemed/switched out within 365 days from the date of allotment. Nil - if redeemed/switched out after 365 days from the date of allotment			
<b>Benchmark (First Tier)</b>	NIFTY 500 Multicap 50:25:25 Index TRI			
<b>Fund Size</b>	Rs. 3,711.37 Crs (As on 31 <sup>st</sup> Oct'24)			

\*As defined by SEBI Circular No. SEBI/HO/IMD/DF3/CIR/P/2017/114 dated October 06, 2017 and as amended from time to time, Large Cap companies are those which are ranked 1 to 100, Mid Cap Companies are those companies which are ranked from 101 to 250 and Small Cap shall consist of 251st company onwards in terms of full market capitalization

Note: Under normal circumstances, the asset allocation of the Scheme will be as per above table. Investors are requested to refer SID for more information on Asset Allocation.

This product is suitable for investors who are seeking\*:

<p><b>Canara Robeco Multi Cap Fund</b> (Multi Cap Fund - An open-ended equity scheme investing across large cap, mid cap, small cap stocks)</p>	<ul style="list-style-type: none"> <li>• Long term capital appreciation</li> <li>• Investments in equity and equity related instruments across large cap, mid cap, small cap stocks</li> </ul>	 <p><b>SCHEME RISKOMETER</b> Investors understand that their principal will be at Very High Risk Scheme Riskometer</p>	 <p><b>BENCHMARK RISKOMETER</b> Benchmark Riskometer is at Very High Risk Benchmark Riskometer (NIFTY 500 Multicap 50:25:25 Index TRI)</p>
-----------------------------------------------------------------------------------------------------------------------------------------------------	------------------------------------------------------------------------------------------------------------------------------------------------------------------------------------------------	-------------------------------------------------------------------------------------------------------------------------------------------------------------------------------------------------------------------	-------------------------------------------------------------------------------------------------------------------------------------------------------------------------------------------------------------------------------------------

Note: Product labelling assigned during the NFO is based on internal assessment of the scheme characteristics or model portfolio and the same may vary post NFO when the actual investments are made.

\*Investors should consult their financial advisers if in doubt about whether the product is suitable for them.

## Disclaimer:

The information used towards formulating the this document have been obtained from sources published by third parties. While such publications are believed to be reliable, the opinions expressed in this document are of personal nature and does not constitute the views of Canara Robeco Asset Management. The above content is for information purpose only and do not constitute any guidelines or recommendation on any course of action to be followed by the reader. Recipients of this communication should rely on information/data arising out of their own investigations. Readers are advised to seek independent professional advice, verify the contents and arrive at an informed investment decision before making any investments. Investor shall note that there is no assurance or guarantee that the investment objective of the scheme will be achieved. It is hereby expressly stated that, neither the AMC, its officers, the trustees, the Fund or any of their affiliates or representatives assume any responsibility for the accuracy of such information or the views thereof. Further, CRMF, its Sponsors, its Trustees, CRAMC, its employees, officer, Directors, etc. assume no financial liability whatsoever to the user of this document. This document is for general information purposes only and should not construed as solicitation to invest in the Mutual Fund schemes.

**Mutual Fund investments are subject to market risks, read all scheme related documents carefully.**