
CANARA ROBECO
ULTRA SHORT TERM FUND

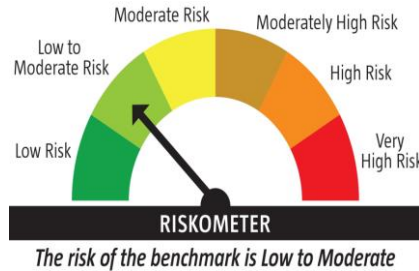
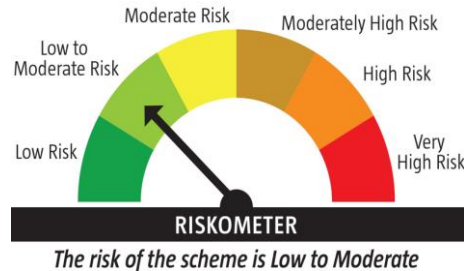
Dec ' 2024

Canara Robeco Ultra Short Term Fund

An open ended Ultra Short Duration Fund

This product is suitable for investors who are seeking*

- Income/ Capital appreciation over ultra-short term through a low risk strategy
- Investment in a mix of Debt and Money Market instruments such that the Macaulay duration of the portfolio is between 3 months and 6 months



POTENTIAL RISK CLASS (PRC) MATRIX*
Relatively Low Interest Rate Risk and Moderate Credit Risk

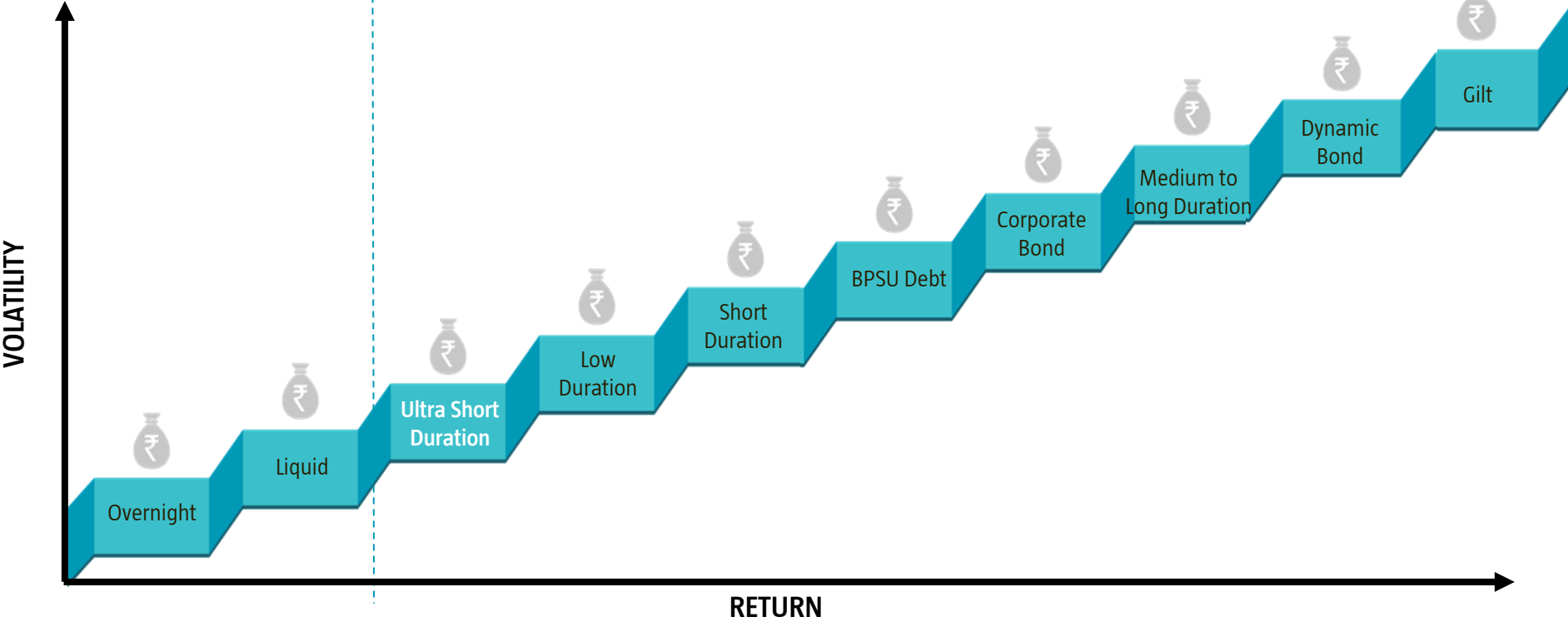
		Potential Risk Class		
Credit Risk	Interest Rate Risk	Relatively Low (Class A)	Moderate (Class B)	Relatively High (Class C)
Relatively Low (Class I)			B-I	
Moderate (Class II)				
Relatively High (Class III)				

*Investors should consult their financial advisers if in doubt about whether the product is suitable

WHAT IS ULTRA SHORT DURATION FUND

- ❑ Ultra Short Duration Funds are debt schemes which invest predominantly in debt & money market instruments towards the shorter end of the curve such that the Macaulay duration of the portfolio is between 3 months and 6 months
- ❑ These funds have average maturity lower than long duration funds / gilt funds, but usually more than Liquid Funds
- ❑ Additionally, as the investment strategy in these funds is to generate accrual income, such funds are less sensitive to changes in interest rates
- ❑ This reduces the volatility of returns making them a suitable solution to park short term surplus

RISK-REWARD MATRIX



Canara Robeco Ultra Short Term Fund

- ❑ Canara Robeco Ultra Short Term Fund is an open-ended ultra-short term debt scheme investing in instruments such that the Macaulay duration of the portfolio is between 3 months and 6 month.
- ❑ The fund is a well-diversified fund which aims to identify securities with the intention to hold the investments till maturity; thereby reducing the risk arising from fluctuating interest rates.
- ❑ Investments in this fund are made in shorter maturity corporate bonds, commercial papers & certificate of deposits of the highest quality along with tactical exposure to Government Securities.
- ❑ Low exposure to credit risk to maintain high portfolio quality

Instruments	Minimum	Maximum
Debt and Money Market instruments	0%	100%
REITs/ InvITs	0%	10%

PORTFOLIO STRATEGY

Portfolio

- Majority of the portfolio consists of Certificates of Deposits, Commercial Papers, T-Bills and Corporate Bonds

Returns

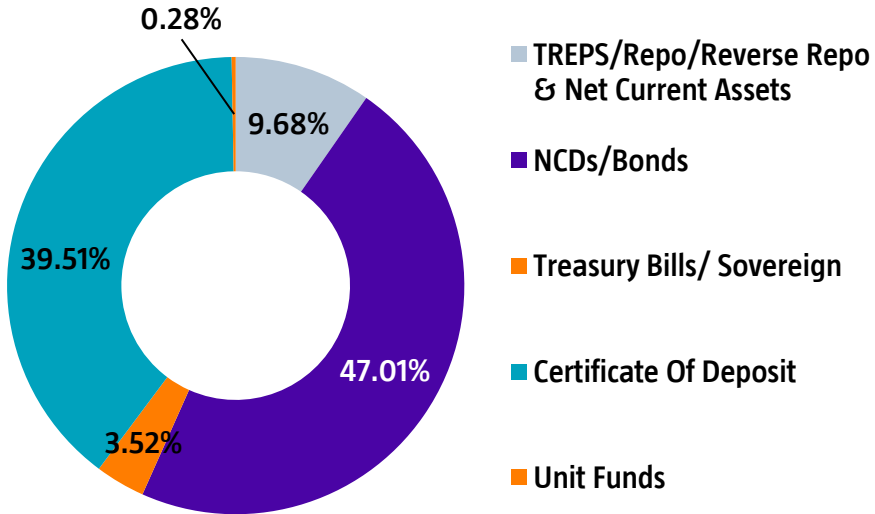
- Focus on High Accrual Income by implementing a Buy and Hold Strategy

Credit Quality

- Low exposure to credit risk to maintain high portfolio quality

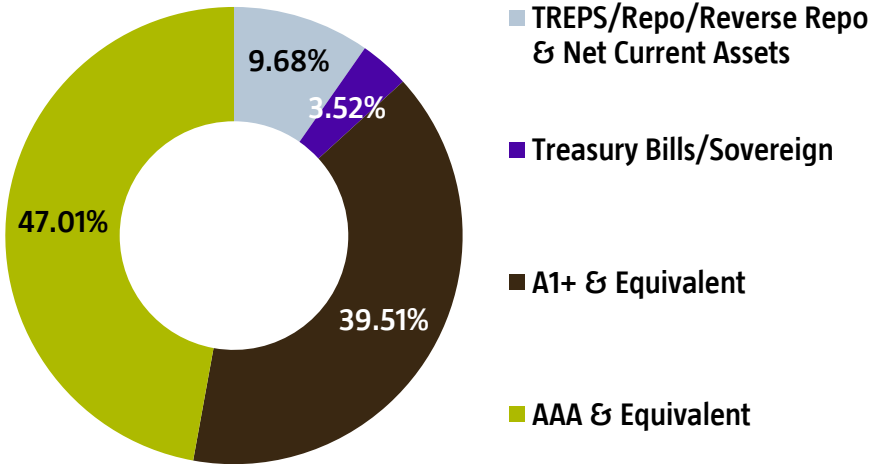
PORTFOLIO ANALYSIS

Asset Allocation

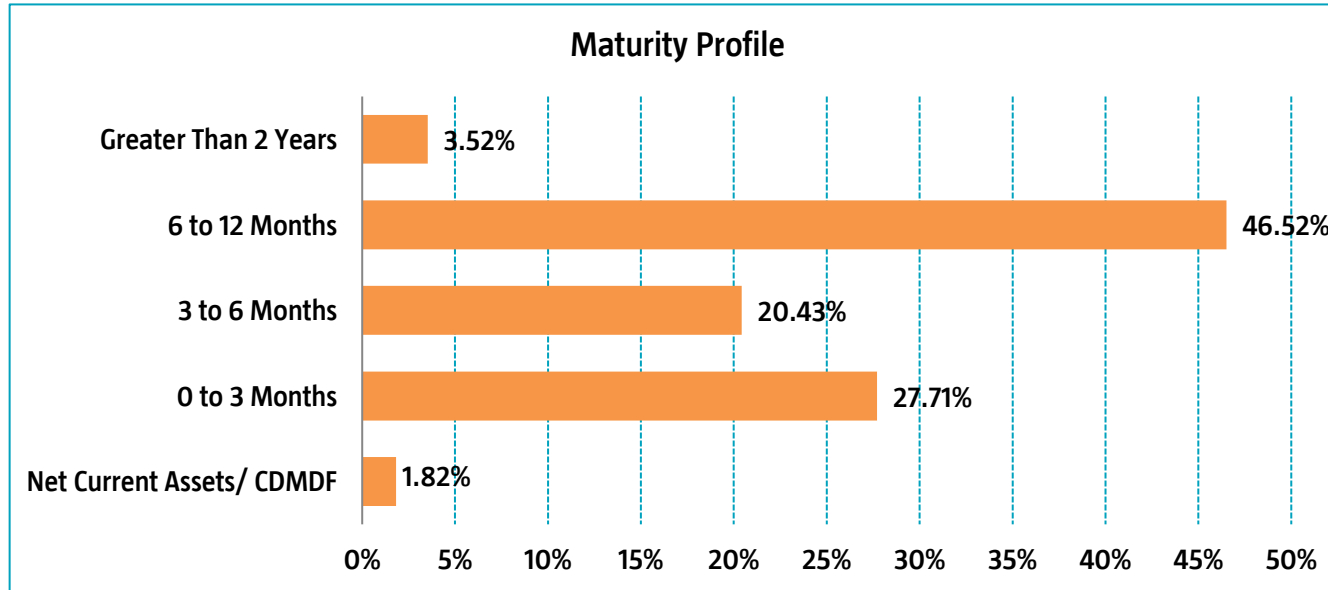


The asset allocation shows investments a well diversified portfolio with investments in NCDs, CPs and Sovereign

Rating Allocation



The rating allocation indicates exposure to the highest grade investment avenues minimizing credit risk



Analyzing the data of the maturity profile, most of the investments is made in instruments having maturity upto 12 months. Hence, the overall Macaulay duration of the portfolio is between 3 months and 6 months.

FUND FACTS

Fund Category	Open ended Ultra Short Duration debt scheme
Investment Objective	To generate returns by investing in a wide range of debt securities and money market instruments of various maturities and risk profile. However, there is no assurance that the objective of the Fund will be realised
Inception Date	Regular Plan - September 16, 2003
Asset Allocation	<input type="checkbox"/> Debt and Money Market instruments : 0 %-100 % <input type="checkbox"/> REITs/ InvITs : 0 % - 10 %.
Plans/Options	Regular & Direct Plan: Options: Growth; IDCW (Daily Reinvestment Option/Payout Option; Weekly Reinvestment Option/Payout Option; Monthly Reinvestment Option/Payout Option; Quarterly Reinvestment Option/Payout Option); IDCW Payout Option
Facilities	SIP/ STP/ SWP/ Transfer of IDCW Plan
Fund Size	Rs. 582.59 Crs (Month End AUM)
Load Structure	Nil
Benchmark	CRISIL Ultra Short Duration Debt A-I Index
Fund Manager	Ms. Suman Prasad & Mr. Avnish Jain

PERFORMANCE

Fund Manager: Ms. Suman Prasad

Scheme Names	CAGR (%)							
	1 Year Return		3 Years Return		5 Years Return		Since Inception	
	Scheme	Benchmark*	Scheme	Benchmark*	Scheme	Benchmark*	Scheme	Benchmark*
CANARA ROBECO OVERNIGHT FUND	6.58	6.73	5.96	6.08	4.88	4.98	4.90	5.00
CANARA ROBECO SHORT DURATION FUND^	7.14	7.80	5.42	6.11	5.58	6.35	6.71	7.76
CANARA ROBECO CORPORATE BOND FUND	7.44	7.70	5.45	6.07	5.73	6.59	7.00	8.24
CANARA ROBECO BANKING AND PSU DEBT FUND	7.60	7.47	N.A	-	N.A	-	6.49	6.98

Note:

- Ms. Suman Prasad manages 5 open-ended schemes of Canara Robeco Mutual Fund.
- Period for which scheme's performance has been provided is computed basis last day of the month-end preceding the date of advertisement
- Different plans shall have a different expense structure. The performance details provided herein are of Regular plan - Growth Option.
- *As per the provisions of SEBI circular dated April 12, 2018 (Performance disclosure post consolidation/ Merger of Schemes), the past performance of aforesaid scheme is based on the historical NAV of Canara Robeco Short Duration Fund (erstwhile Canara Robeco Yield Advantage Fund) and hence may not be comparable.
- Past performance may or may not be sustained in the future.
- Canara Robeco Balanced Advantage Fund has not completed 6 months, hence the performance details are not provided.
- N.A.- Not Applicable because scheme is in existence for less than 3 years.
- : Corresponding Benchmark values not available

Fund Manager: Mr. Avnish Jain

Scheme Names	CAGR (%)							
	1 Year Return		3 Years Return		5 Years Return		Since Inception	
	Scheme	Benchmark*	Scheme	Benchmark*	Scheme	Benchmark*	Scheme	Benchmark*
CANARA ROBECO EQUITY HYBRID FUND*	15.23	12.69	11.91	11.85	15.53	14.59	11.74	-
CANARA ROBECO CONSERVATIVE HYBRID FUND*^	10.07	9.78	7.42	7.55	9.18	8.74	10.11	8.88
CANARA ROBECO LIQUID FUND	7.34	7.28	6.41	6.46	5.22	5.41	6.97	6.81
CANARA ROBECO SAVINGS FUND	7.31	7.60	6.13	6.50	5.57	6.06	7.31	7.23
CANARA ROBECO ULTRASHORT TERM FUND	6.73	7.59	5.68	6.66	4.83	5.91	6.79	7.43
CANARA ROBECO CORPORATE BOND FUND	7.44	7.70	5.45	6.07	5.73	6.59	7.00	8.24
CANARA ROBECO GILT FUND	8.68	9.82	5.81	6.54	5.88	6.90	8.26	8.51
CANARA ROBECO DYNAMIC BOND FUND	7.63	8.86	5.25	6.00	5.28	6.88	6.91	7.82
CANARA ROBECO INCOME FUND	7.56	8.62	4.90	5.94	5.30	6.87	7.81	7.66
CANARA ROBECO SHORT DURATION FUND^	7.14	7.80	5.42	6.11	5.58	6.35	6.71	7.76
CANARA ROBECO BANKING AND PSU DEBT FUND	7.60	7.47	N.A	-	N.A	-	6.49	6.98

Note:

- Mr. Avnish Jain manages 11 open-ended schemes of Canara Robeco Mutual Fund.
- Period for which scheme's performance has been provided is computed basis last day of the month-end preceding the date of advertisement
- Different plans shall have a different expense structure. The performance details provided herein are of Regular plan - Growth Option.
- *Managing the portfolio only for debt allocation
- *As per the provisions of SEBI circular dated April 12, 2018 (Performance disclosure post consolidation/ Merger of Schemes), the past performance of aforesaid scheme is based on the historical NAV of Canara Robeco Income Saver Fund (erstwhile Canara Robeco Monthly Income Plan) and hence may not be comparable.
- Past performance may or may not be sustained in the future.
- : Corresponding Benchmark values not available
- N.A.- Not Applicable because scheme is in existence for less than 3 years.

DISCLAIMER

The information used towards formulating the outlook have been obtained from sources published by third parties. While such publications are believed to be reliable, however, neither the AMC, its officers, the trustees, the Fund nor any of their affiliates or representatives assume any responsibility for the accuracy of such information. CRMF, its sponsors, its trustees, CRAMC, its employees, officer, directors, etc. assume no financial liability whatsoever to the user of this document. Mutual Fund Investments are subject to market risk. Investors are requested to read the Scheme related documents carefully before investing.

Mutual Fund investments are subject to market risks, read all Scheme related documents carefully.