

**PLAY
THE LONG
GAME
WITH AN
ALL-ROUNDER**

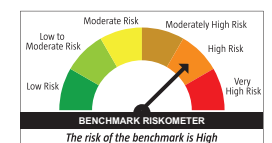
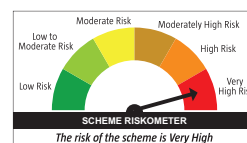
The Balanced Advantage Fund manages equity and debt allocations dynamically which aims for steady growth, especially during market ups and downs.

**CANARA ROBECO
BALANCED ADVANTAGE FUND**

(Balanced Advantage Fund - An open-ended Dynamic Asset Allocation Fund)

This product is suitable for investors who are seeking*:

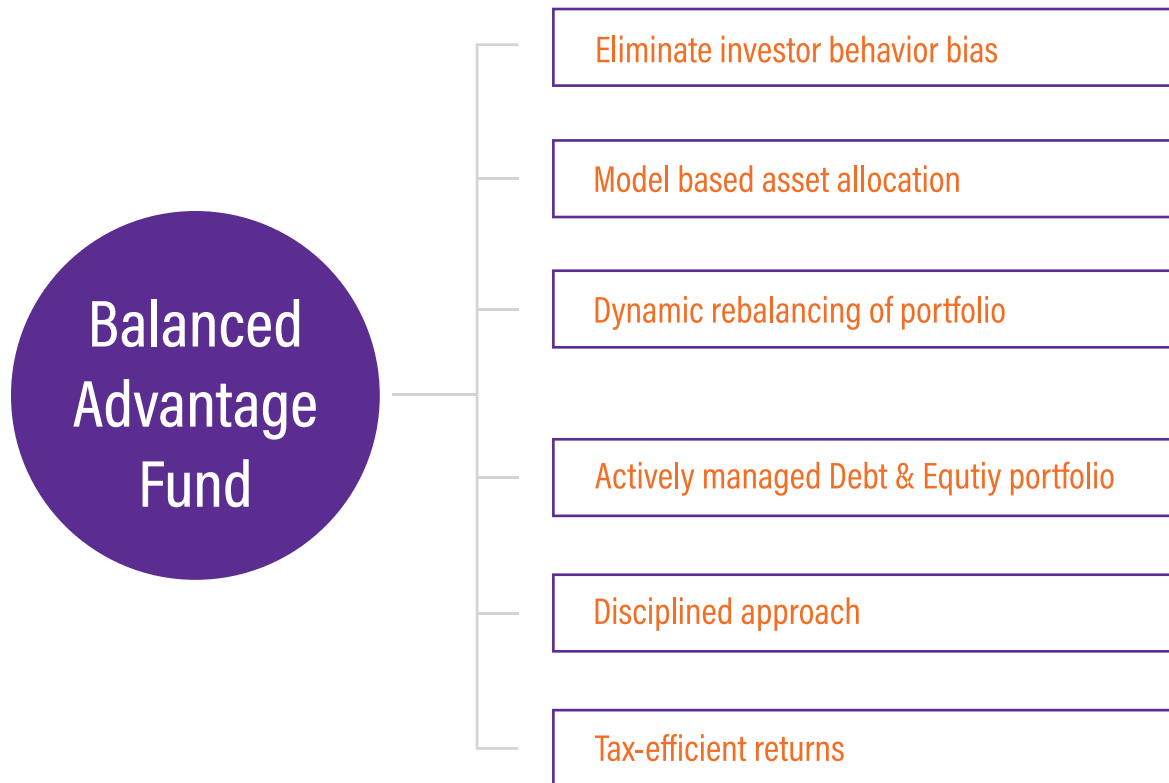
- Long term capital appreciation with income generation
- Investment in a dynamically managed portfolio of equity & equity related instruments and debt & money market securities



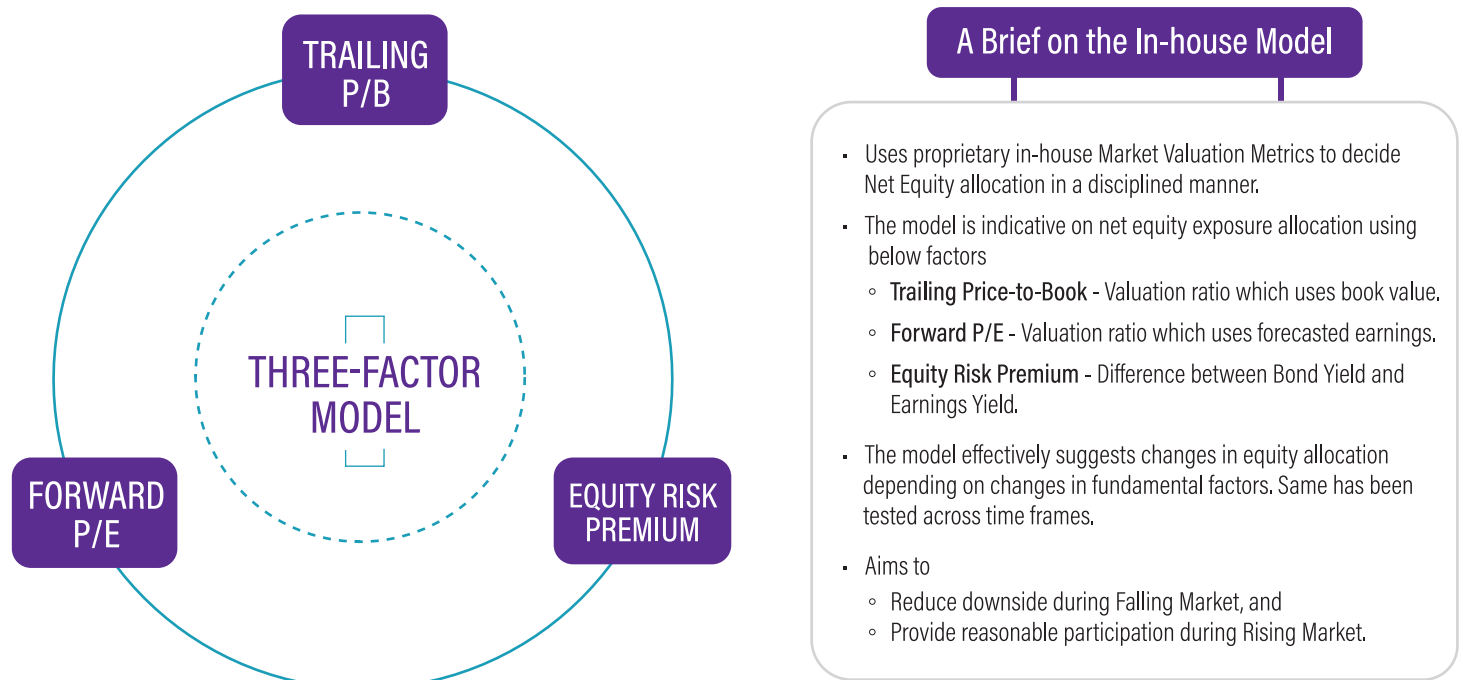
(AMFI Tier I Benchmark – CRISIL Hybrid 50+50 – Moderate Index)

*Investors should consult their financial advisers if in doubt about whether the product is suitable for them.

Key Features of Balanced Advantage Fund



Introducing Canara Robeco Balanced Advantage Fund



Note: The above is only for general understanding purposes, and should not be construed as CRAMC investment policy, portfolio construction or the performance or the scheme

Note: The above is based upon our current fund management/ investment strategy. However, the same shall be subject to change depending on the market conditions. Investors shall note that there is no assurance or guarantee that the investment objective of the scheme will be achieved

Parameter Selection and Reason for the Selection

Earnings Based

Growth-centric earnings led approach

- Captures the future possible opportunities and challenges in the business.
- Price-to-earnings ratio promptly responds to the intermediate change in the economic value.

Balance Sheet Based

Financial health led approach

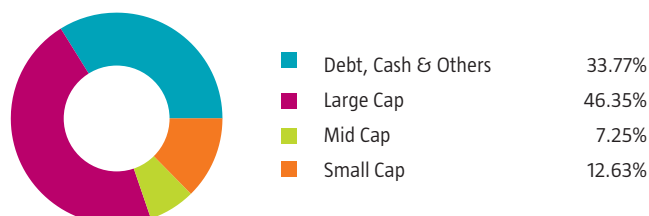
- Price-to-book captures the inherent strength and changes in the economic value of the underlying business.
- Better positioned to adjust the cyclical volatility in earnings and sways lesser to market price movements.

Relative Allocation Based

Opportunity cost led approach

- Relative attractiveness between earnings yield and bond yield.
- Helps in deciding appropriate allocation between equity & debt.

MARKET CAPITALIZATION (as on 29th November, 2024)

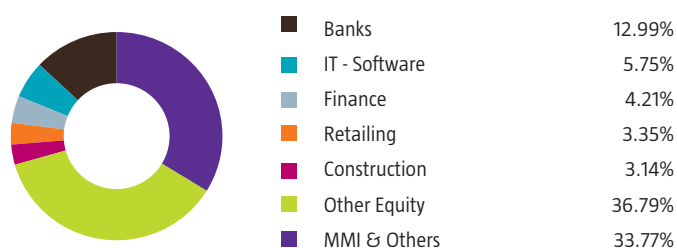


Top 10 Holdings for (as on 29th November, 2024)

Portfolio is spread across 74 stocks with Top 10 Stocks contributing to 33.53% of the Net Assets.

Name of the Company	Industry Classification	% of Net Assets
HDB Financial Services Ltd	Finance	5.02
ICICI Bank Ltd	Banks	4.17
HDFC Bank Ltd	Banks	4.12
7.10% GOI 2034 (08-APR-2034)	Sovereign	3.42
Bajaj Finance Ltd	Finance	3.36
6.79% GOI 2034 (07-OCT-2034)	Sovereign	3.35
Infosys Ltd	IT - Software	2.85
Larsen & Toubro Ltd	Construction	2.58
Bharti Airtel Ltd	Telecom - Services	2.47
State Bank of India	Banks	2.19

Sector Allocation (as on 29th November, 2024)



Note: The scheme may or may not have any future position in these sector(s).

Fund Feature

NAME OF THE SCHEME	CANARA ROBECO BALANCED ADVANTAGE FUND			
TYPE	Balanced Advantage Fund - An Open-Ended Dynamic Asset Allocation Fund			
Monthend Aum (₹)**	1,495.10 Crores			
INVESTMENT OBJECTIVE	The fund aims to generate long-term capital appreciation with income generation by dynamically investing in equity & equity related instruments & debt & money market instruments. However, there can be no assurance that the investment objective of the scheme will be realized.			
ASSET ALLOCATION	TYPE OF INSTRUMENTS	INDICATIVE ALLOCATIONS (% OF TOTAL ASSETS)		RISK PROFILE
		MINIMUM	MAXIMUM	
	Equity and Equity-related Instruments	65%	100%	VERY HIGH
Debt and Money Market Instruments	0%	35%	LOW TO MODERATE	
PLANS & OPTIONS	Regular Plan and Direct Plan: (a) Growth (b) Income Distribution cum Capital Withdrawal Option: - Reinvestment of Income Distribution cum Capital Withdrawal Option - Payout of Income Distribution cum Capital Withdrawal Option			
FUND MANAGER	Shridatta Bhandwadar, Ennette Fernandes, Suman Prasad & Amit Kadam			
LOAD STRUCTURE	Entry Load: Nil Exit Load: 1% - if redeemed/switched out above 12% of allotted units within 365 days from the date of allotment. Nil - if redeemed/switched out up to 12% of allotted units within 365 days from the date of allotment, Nil - if redeemed/switched out after 365 days from the date of allotment			
BENCHMARK (FIRST TIER)	CRISIL Hybrid 50+50 - Moderate Index			

**Monthend AUM as on 29.11.2024

*Note: Under normal circumstances, the asset allocation of the Scheme will be as per above table. Investors are requested to refer SID for more information on Asset Allocation.

Disclaimer: The information provided in this document is only for reading purpose and do not constitute any guidelines or recommendation on any course of action to be followed by the reader. Recipients of this document should rely on information/data arising out of their own investigations. Readers are advised to seek independent professional advice, verify the contents and arrive at an informed investment decision before making any investments. Investor shall note that there is no assurance or guarantee that the investment objective of the scheme will be achieved. None of the Sponsor, the Investment Manager, the Trustees, their respective directors, employees, associates or representatives shall be liable for any direct, indirect, special, incidental, consequential, punitive or exemplary damages, including lost profits arising in any way from the information contained in this material.

Mutual fund investments are subject to market risks, read all scheme related documents carefully.

Canara Robeco Mutual Fund

Investment Manager : Canara Robeco Asset Management Co. Ltd. Construction House, 4th Floor, 5, Walchand Hirachand Marg, Ballard Estate, Mumbai 400 001. Tel.: 6658 5000 Fax: 6658 5012 / 13. www.canararobeco.com Toll Free No : 1800 209 2726 CIN No : U65990MH1993PLC071003

Distributed by :

CANARA ROBECO
Mutual Fund