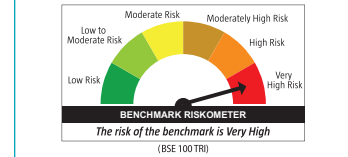
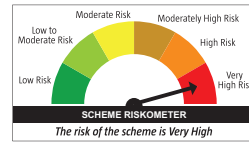


CANARA ROBECO BLUE CHIP EQUITY FUND

(Large Cap Fund - An open ended equity scheme predominantly investing in large cap stocks)

This product is suitable for investors who are seeking*:

- Capital appreciation over long term
- Investing predominantly in equities and equity related instruments of large cap companies



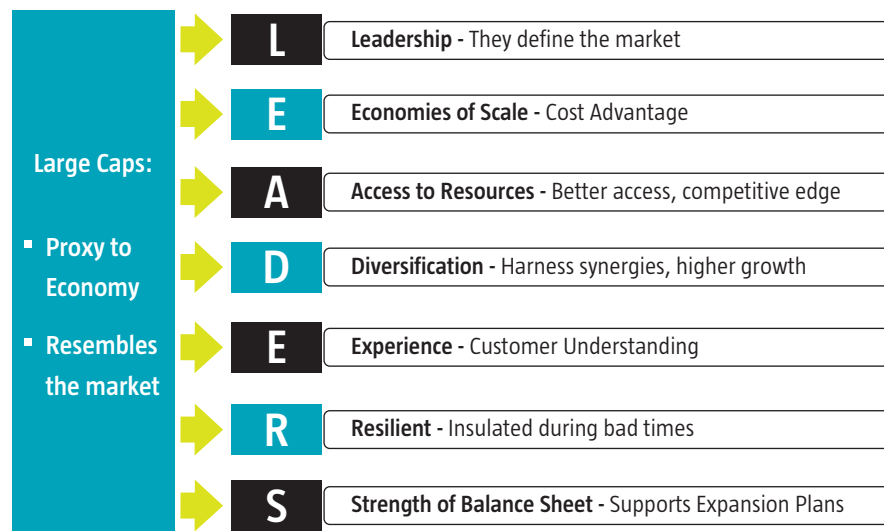
*Investors should consult their financial advisers if in doubt about whether the product is suitable for them.

Large companies are considered to be the "Leaders" in their respective businesses in terms of scale and size, which is one reason why their stocks are less volatile. Canara Robeco Blue Chip Equity Fund invests in these large-cap* companies and seeks to provide capital appreciation. The fund invests predominantly in large caps. Indian large caps stocks have potential to grow along with the growth in Indian economy. Large caps tend to perform in line with the broader markets during the bull phase and are better equipped to withstand the slowdown when the tide turns.

* As defined by SEBI Circular No. SEBI / HO / IMD / DF3 / CIR / P / 2017 / 114 dated October 06, 2017 and SEBI/HO/IMD/DF3/CIR/P/2017/126 dated December 04, 2017 and as amended from time to time (currently it defines Large Cap Companies as those which are ranked from 1 to 100 based on their full market capitalization)

Large Cap Advantage:

Large cap stocks are the proxies to the economy and have the following relative advantages over other lesser – capitalized stocks :-



■ **Relatively stable** – They are less volatile than other stocks. They tend to weather the fall better and recover sooner than others.

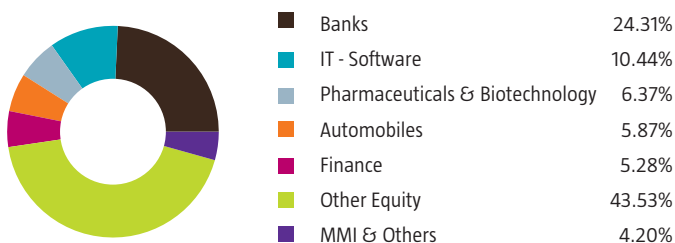
■ **Lower drawdown** – In comparison to mid and small sized companies, the drawdown is lower for large caps.

■ **Potential to grow** – Many Indian large caps are small compared to their global peers. They have a long runway for growth available to them. There is an immense scope for current Large Caps to become Super Large Caps going forward.

Why Canara Robeco Blue Chip Equity Fund :

- ▶ Focused portfolio of large cap companies which aims to provide stability and adequate diversification
- ▶ Focused on investing in the Indian growth story. Portfolio exposed to only Large caps which are considered to be a safe as compared to mid and small caps (risk-return) and thereby has exposure to leaders across sectors
- ▶ Fund endeavors to pick companies with strong fundamentals
- ▶ Can be part of the 'CORE' portfolio of an investor's equity allocation

Sector Allocation (as on February 28, 2025)



Note: The scheme may or may not have any future position in these sector(s).

Top 10 Holdings for (as on February 28, 2025)

Portfolio is spread across 58 stocks with Top 10 Stocks contributing to 46.29% of the Net Assets.

Name of the Company	Industry Classification	% of Net Assets
HDFC Bank Ltd	Banks	9.13
ICICI Bank Ltd	Banks	8.07
Infosys Ltd	IT - Software	5.06
Reliance Industries Ltd	Petroleum Products	4.87
Bharti Airtel Ltd	Telecom - Services	3.95
Larsen & Toubro Ltd	Construction	3.39
State Bank of India	Banks	3.02
Bajaj Finance Ltd	Finance	3.02
Mahindra & Mahindra Ltd	Automobiles	3.00
Ultratech Cement Ltd	Cement & Cement Products	2.78

Fund Specifics

Fund Inception	: August 20, 2010
Investment Objective	: The Investment Objective of the fund is to provide capital appreciation by predominantly investing in companies having a large market capitalization. However, there can be no assurance that the investment objective of the scheme will be realized.
Monthend AUM (₹)*	: 13,859.23 Crores
Asset Allocation	: Large Cap equity and equity related instruments* - 80% to 100% (Risk - Very High) Other Equity and equity related instruments - 0% to 20% (Risk - Very High) Debt and Money Market Instruments - 0% to 20% (Risk - Low to Medium) Reits/Invits - 0% to 10% (Risk - Very High) *As defined by SEBI Circular No. SEBI / HO / IMD / DF3 / CIR / P / 2017 / 114 dated October 06, 2017 and SEBI/HO/IMD/DF3/CIR/P/2017/126 dated December 04, 2017 and as amended from time to time (currently it defines Large Cap Companies as those which are ranked from 1 to 100 based on their full market capitalization).
Minimum Investment Amount	: ₹ 5000 and in multiples of ₹ 1 thereafter Subsequent purchases: Minimum amount of ₹ 1000 and multiples of ₹ 1 thereafter SIP: For any date / monthly frequency ₹ 100 and in multiples of ₹ 1 thereafter. For quarterly frequency ₹ 100 and in multiples of ₹ 1 thereafter STP: For Daily/Weekly/Monthly frequency ₹ 1000 and in multiples of ₹ 1 thereafter. For quarterly frequency ₹ 2000 and in multiples of ₹ 1 thereafter SWP: For monthly frequency ₹ 1000 and in multiples of ₹ 1 thereafter. For quarterly frequency ₹ 2000 and in multiples of ₹ 1 thereafter
Entry Load	: Nil
Exit Load	: 1% - if redeemed/switched out within 1 year from the date of allotment. Nil – if redeemed / switched out after 1 year from the date of allotment
Benchmark	: BSE 100 TRI
Plans / Options	: Regular Plan - Reinvestment of Income Distribution cum Capital Withdrawal Option Regular Plan - Payout of Income Distribution cum Capital Withdrawal Option Regular Plan - Growth Option Direct Plan - Reinvestment of Income Distribution cum Capital Withdrawal Option Direct Plan - Payout of Income Distribution cum Capital Withdrawal Option Direct Plan - Growth Option
Fund Manager	: Mr. Shridatta Bhandwaladar / Mr. Vishal Mishra

*Monthend AUM as on 28.02.2025

PERFORMANCE AT A GLANCE - Regular Plan - Growth Option

(as on February 28, 2025)

CANARA ROBECO BLUE CHIP EQUITY FUND

Fund Manager: (1) Mr. Shridatta Bhandwaladar is managing the scheme since 05-July-16 (2) Mr. Vishal Mishra is managing the scheme since 01-June-21.

Period	Returns (%)			Current Value of Standard Investment of ₹ 10000		
	Scheme	BSE 100 TRI [#]	BSE SENSEX TRI ^{##}	Scheme	BSE 100 TRI [#]	BSE SENSEX TRI ^{##}
Last 1 Year	4.63	1.49	2.19	10463	10149	10219
Last 3 Years	11.47	11.97	10.56	13854	14041	13519
Last 5 Years	15.58	16.81	15.22	20642	21766	20326
Since Inception	12.49	11.56	13.34	55320	49059	61767

The past performance may or may not be sustained in the future. Returns are based on NAV of Regular Plan – Growth Option and are calculated on compounded annualized basis for a period of more than (or equal to) a year and Simple annualized basis for a period less than a year. Inception Date: August 20, 2010. Different plans have a different expense structure.

PERFORMANCE AT A GLANCE - Direct Plan - Growth Option

(as on February 28, 2025)

CANARA ROBECO BLUE CHIP EQUITY FUND

Fund Manager: (1) Mr. Shridatta Bhandwaladar is managing the scheme since 05-July-16 (2) Mr. Vishal Mishra is managing the scheme since 01-June-21.

Period	Returns (%)			Current Value of Standard Investment of ₹ 10000		
	Scheme	BSE 100 TRI [#]	BSE SENSEX TRI ^{##}	Scheme	BSE 100 TRI [#]	BSE SENSEX TRI ^{##}
Last 1 Year	5.87	1.49	2.19	10587	10149	10219
Last 3 Years	12.90	11.97	10.56	14394	14041	13519
Last 5 Years	17.19	16.81	15.22	22121	21766	20326
Since Inception	14.61	13.08	15.49	52535	44618	57655

The past performance may or may not be sustained in the future. Returns are based on NAV of Direct Plan – Growth Option and are calculated on compounded annualized basis for a period of more than (or equal to) a year and Simple annualized basis for a period less than a year. Inception Date: August 20, 2010. Different plans have a different expense structure.

● Scheme Benchmark[#] ● Additional Benchmark^{##} ● - : Corresponding Benchmark values not available ● Load is not taken into consideration for computation of returns. Returns of IDCW Option under the scheme for the investor would be net of tax deducted at source.

Scheme Performance - Fund Manager wise

(as on February 28, 2025)

Fund Manager: Mr. Shridatta Bhandwaldar

Scheme Names	CAGR (%)															
	6 Months Return**			1 Year Return			3 Years Return			5 Years Return			Since Inception			
	Scheme Regular Plan	Scheme Direct Plan	Bench-mark ^f	Scheme Regular Plan	Scheme Direct Plan	Bench-mark ^f	Scheme Regular Plan	Scheme Direct Plan	Bench-mark ^f	Scheme Regular Plan	Scheme Direct Plan	Bench-mark ^f	Scheme Regular Plan	Scheme Direct Plan	Bench-mark ^f Regular Plan	Bench-mark ^f Direct Plan
Canara Robeco Small Cap Fund				-3.67	-2.50	-6.94	12.80	14.39	16.77	25.64	27.58	24.46	21.39	23.32	20.49	20.49
Canara Robeco Infrastructure				4.94	6.29	-9.36	20.75	22.25	25.62	24.28	25.69	30.24	14.23	16.33	-	-
Canara Robeco Consumer Trends Fund				4.26	5.56	1.49	14.44	15.92	11.97	17.12	18.64	16.81	15.68	16.73	12.00	13.08
Canara Robeco Focused Equity Fund				4.54	6.04	-0.41	13.19	14.95	12.64	N.A	N.A	-	15.09	16.92	13.73	13.73
Canara Robeco Emerging Equities				5.01	6.09	0.67	11.95	13.18	15.26	16.93	18.25	20.10	16.65	19.68	-	15.53
Canara Robeco Flexicap Fund*				1.37	2.53	-0.41	9.93	11.27	12.64	15.23	16.70	17.90	16.98	14.19	15.84*	13.68
Canara Robeco ELSS Tax Saver				1.07	2.23	-0.41	10.50	11.87	12.64	16.61	18.02	17.90	18.09	15.16	16.49	13.68
Canara Robeco Equity Hybrid Fund				3.31	4.48	3.30	9.84	11.12	10.50	13.33	14.67	14.06	11.37	14.07	-	11.93
Canara Robeco Blue Chip Equity Fund				4.63	5.87	1.49	11.47	12.90	11.97	15.58	17.19	16.81	12.49	14.61	11.56	13.08
Canara Robeco Mid Cap Fund				1.54	2.87	0.56	N.A	N.A	-	N.A	N.A	-	15.77	17.46	18.58	18.58
Canara Robeco Multi Cap Fund				3.83	5.32	-1.03	N.A	N.A	-	N.A	N.A	-	13.25	14.93	13.27	13.27
Canara Robeco Manufacturing Fund**	-42.50	-41.39	-40.16	N.A	N.A	-	N.A	N.A	-	N.A	N.A	-	0.41	1.96	0.83	0.83
Canara Robeco Balanced Advantage**	-19.31	-17.93	-12.21	N.A	N.A	-	N.A	N.A	-	N.A	N.A	-	-12.34	-10.95	-8.23	-8.23

Note:

- Mr. Shridatta Bhandwaldar manages 13 open-ended schemes of Canara Robeco Mutual Fund.
- Period for which scheme's performance has been provided is computed basis last day of the month-end preceding the date of advertisement.
- Different plans shall have a different expense structure. The performance details provided herein are of Regular plan - Growth Option & Direct plan - Growth Option.
- Past performance may or may not be sustained in the future.
- : Corresponding Benchmark values not available.
- N.A.- Not Applicable because scheme is in existence for less than 1 year or 3 years respectively.
- *Since inception return for the benchmark is Composite return - "As TRI data is not available since inception of the scheme, benchmark performance is calculated using composite CAGR of BSE 500 TRI Index. PRI values from 16th Sept 2003 to 1st Aug, 2006 and TRI values since 1st Aug, 2006 are considered.
- **Scheme has been in existence for more than six months but less than one year, therefore returns shown above are based on simple annualized growth rate of the scheme for the past 6 months and since inception.

Fund Manager: Mr. Vishal Mishra

Scheme Names	CAGR (%)												
	1 Year Return			3 Years Return			5 Years Return			Since Inception			
	Scheme Regular Plan	Scheme Direct Plan	Bench-mark ^f	Scheme Regular Plan	Scheme Direct Plan	Bench-mark ^f	Scheme Regular Plan	Scheme Direct Plan	Bench-mark ^f	Scheme Regular Plan	Scheme Direct Plan	Bench-mark ^f Regular Plan	Bench-mark ^f Direct Plan
Canara Robeco Infrastructure	4.94	6.29	-9.36	20.75	22.25	25.62	24.28	25.69	30.24	14.23	16.33	-	-
Canara Robeco ELSS Tax Saver	1.07	2.23	-0.41	10.50	11.87	12.64	16.61	18.02	17.90	18.09	15.16	16.49	13.68
Canara Robeco Blue Chip Equity Fund	4.63	5.87	1.49	11.47	12.90	11.97	15.58	17.19	16.81	12.49	14.61	11.56	13.08
Canara Robeco Value Fund	-0.82	0.67	-0.41	16.24	18.07	12.64	N.A	N.A	-	13.86	15.69	9.91	9.91
Canara Robeco Multi Cap Fund	3.83	5.32	-1.03	N.A	N.A	-	N.A	N.A	-	13.25	14.93	13.27	13.27

Note:

- Mr. Vishal Mishra manages 5 open-ended schemes of Canara Robeco Mutual Fund.
- Period for which scheme's performance has been provided is computed basis last day of the month-end preceding the date of advertisement.
- Different plans shall have a different expense structure. The performance details provided herein are of Regular plan - Growth Option & Direct plan - Growth Option.
- Past performance may or may not be sustained in the future.
- : Corresponding values not available.
- N.A.- Not Applicable because scheme is in existence for less than 3 years or 5 years respectively.

SIP RETURNS

(as on February 28, 2025)

CANARA ROBECO BLUE CHIP EQUITY FUND

Fund Manager: Mr. Shridatta Bhandwaldar & Mr. Vishal Mishra

	Since Inception	10 yr	7 yr	5 yr	3 yr	1 yr
Total Amt invested	1750000	1200000	840000	600000	360000	120000
Market Value	5087333	2457004	1387240	840665	422857	112578
Scheme Returns	13.50%	13.73%	14.09%	13.47%	10.76%	-11.38%
BSE 100 TRI [#]	12.88%	12.66%	11.86%	10.27%	7.69%	-14.37%
BSE SENSEX TRI ^{##}	12.48%	12.24%	10.89%	8.90%	6.42%	-11.09%
Inception Date	20-Aug-10					

Note: Returns of alternate index are based on "Rebased Values" of TRI values of Index

1. Investment date is taken to be 1st of the month or next business day if 1st is a holiday and investment of ₹ 10000 is taken. Returns are as on February 28, 2025 and are based on XIRR approach. 2. The calculations are based on the regular growth plan NAVs. 3. NA : Not Applicable as Benchmark index data not available for the period 4. Past performance may or may not be sustained in the future. Scheme Benchmark[#], Additional benchmark^{##}

Disclaimer: The information provided in this document is only for reading purpose and do not constitute any guidelines or recommendation on any course of action to be followed by the reader. Recipients of this document should rely on information/data arising out of their own investigations. Readers are advised to seek independent professional advice, verify the contents and arrive at an informed investment decision before making any investments. Investor shall note that there is no assurance or guarantee that the investment objective of the scheme will be achieved. None of the Sponsor, the Investment Manager, the Trustees, their respective directors, employees, associates or representatives shall be liable for any direct, indirect, special, incidental, consequential, punitive or exemplary damages, including lost profits arising in any way from the information contained in this material.

Mutual fund investments are subject to market risks, read all scheme related documents carefully.

Canara Robeco Mutual Fund

Investment Manager : Canara Robeco Asset Management Co. Ltd. Construction House, 4th Floor, 5, Walchand Hirachand Marg, Ballard Estate, Mumbai 400 001. Tel.: 6658 5000 Fax: 6658 5012 / 13.
www.canararobeco.com **Toll Free No** : 1800 209 2726 **CIN No** : U65990MH1993PLC071003

Distributed by :

CANARA ROBECO
Mutual Fund