



**B  
A  
N  
K  
S**

**COMBINE  
THE POWER  
OF BANKS  
AND PSUs.**

**P  
S  
U**

Fulfill your investment's growth potential with Canara Robeco Banking and PSU Debt Fund.

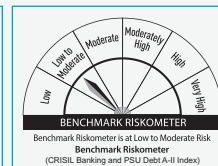
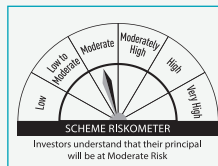
**CANARA ROBECO**  
**Banking and PSU Debt Fund**

(An open-ended debt scheme predominantly investing in debt instruments of banks, public sector undertakings, public financial institutions and municipal bonds. A relatively high interest rate risk and moderate credit risk.)

Presenting an actively managed fund which provides you with an opportunity to get exposure primarily to the bonds and money market instruments issued by Banks, Public Sector Undertakings (PSUs), Public Financial Institutions and Municipal Bonds.

**This product is suitable for investors who are seeking\*:**

- Income/Capital appreciation over short to medium term
- Investment in debt and money market instruments issued by Banks, Public Sector Undertakings (PSUs), Public Financial Institutions (PFIs) and Municipal Bonds



**POTENTIAL RISK CLASS (PRC) MATRIX**  
Relatively High Interest Rate Risk and Moderate Credit Risk

Credit Risk	Potential Risk Class		
	Relatively Low (Class A)	Moderate (Class B)	Relatively High (Class C)
Interest Rate Risk			
Relatively Low (Class I)			
Moderate (Class II)			
Relatively High (Class III)		B-III	






\*Investors should consult their financial advisers if in doubt about whether the product is suitable for them.

# Canara Robeco Banking and PSU Debt Fund

- 1** The fund seeks to generate **optimal returns** by investing in **debt & money market instruments** issued primarily by **banks, public financial institutions (PFIs), public sector undertakings (PSUs), and municipal bonds**.
- 2** An **actively managed fund** that aims to **manage duration** and **capture opportunities** in the interest rate cycle and mispricing on the yield curve.
- 3** Canara Robeco Banking and PSU Debt Fund intends to maintain **high credit quality and liquidity** in the portfolio.
- 4** The fund aims to invest **80-100% of the portfolio in bonds & money market instruments** issued by **Banks, PSUs, PFIs and Municipal Bonds** and the remaining **0-20% in Debt (including G-secs/SDLs) and Money Market Instruments** issued by **entities other than Banks, PFIs, PSUs and Municipal Bonds**.

*Note: There is no assurance or guarantee that the investment objective of the scheme will be achieved. For more details regarding scheme objective, asset allocation, investors are requested to refer SID.*

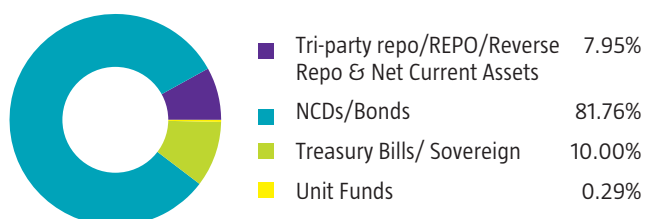
## Why Invest in Canara Robeco Banking and PSU Debt Fund?

-  Canara Robeco AMC is **India's second oldest asset manager**, in existence since 1993, tied into the JV since September 2007.
-  Canara Robeco Banking & PSU Debt Fund would focus on a portfolio primarily of **"AAA rated bonds issued by Banks and PSUs"**.
-  The Fund endeavours to maintain a **"High Credit Quality"** portfolio, thus providing a higher liquidity benefit.
-  The Fund will endeavour to invest in **"High Grade Assets"** that are either government-backed entities or systemically important private banks/entities. This potentially provides lower credit risk.
-  The Fund would be an **"Actively Managed Fund"** that aims to capture opportunities in the interest rate cycle and mispricing on the yield curve.

*Note: Investor shall note that there is no assurance or guarantee that the investment objective of the scheme will be achieved.*

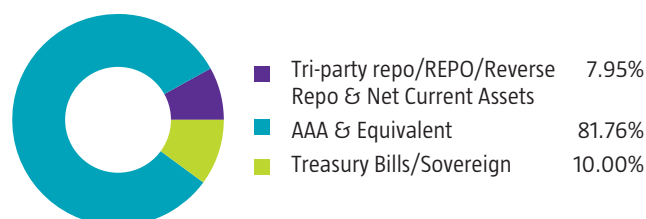
### Portfolio Characteristics (as on 31st May, 2024)

#### Asset Allocation

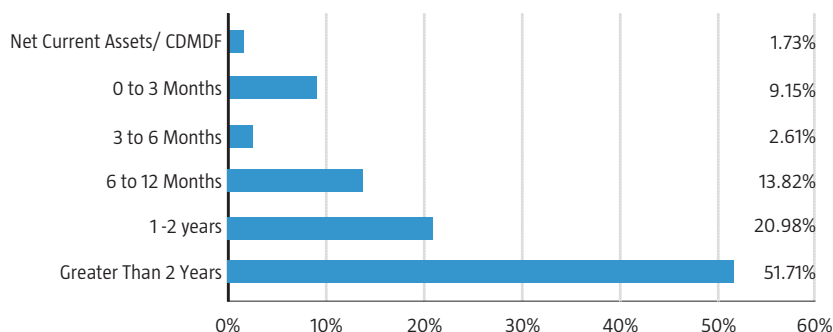


### Portfolio Characteristics (as on 31st May, 2024)

#### Rating Profile



## Maturity Profile (as on 31st May, 2024)



## Fund Specifics

<b>Fund Inception</b>	: August 22, 2022
<b>Investment Objective</b>	: To generate income and/or capital appreciation through a portfolio of high quality debt and money market instruments issued by entities such as Banks, Public Sector Undertakings (PSUs), Public Financial Institutions (PFIs) and Municipal Bonds. However, there is no assurance that the objective of the fund will be realised.
<b>Monthend AUM (₹)*</b>	: 380.18 Crores
<b>Asset Allocation</b>	: Debt and Money Market Instruments issued by Banks, Public Financial Institutions (PFIs), Public Sector Undertakings (PSUs) and Municipal Bonds - 80% to 100% (Low to Medium) Debt (including securities issued by Central and State Governments) and Money Market Instruments issued by entities other than Banks, PFIs, PSUs and Municipal Bonds - 0% to 20% (Low to Medium) Units issued by REITs and InvITs - 0% to 10% (Medium to High)
<b>Minimum Investment Amount</b>	: <b>Lump sum:</b> ₹ 5,000.00 and multiples of ₹ 1.00 thereafter. <b>Subsequent purchases:</b> ₹ 1000.00 and multiples of ₹ 1.00 thereafter <b>SIP:</b> For Any date/monthly frequency – ₹ 1000 and in multiples of ₹ 1 thereafter For quarterly frequency – ₹ 2000 and in multiples of ₹ 1 thereafter <b>STP:</b> For Daily/Weekly/Monthly frequency – ₹ 1000 and in multiples of ₹ 1 thereafter For quarterly frequency – ₹ 2000 and in multiples of ₹ 1 thereafter <b>SWP:</b> For monthly frequency – ₹ 1000 and in multiples of ₹ 1 thereafter For quarterly frequency – ₹ 2000 and in multiples of ₹ 1 thereafter
<b>Entry Load</b>	: N.A
<b>Exit Load</b>	: Nil
<b>Benchmark</b>	: CRISIL Banking and PSU Debt A-II Index
<b>Plans / Options</b>	: Regular Plan - Reinvestment of Income Distribution cum Capital Withdrawal Option Regular Plan - Payout of Income Distribution cum Capital Withdrawal Option Regular Plan - Growth Option Direct Plan - Reinvestment of Income Distribution cum Capital Withdrawal Option Direct Plan - Payout of Income Distribution cum Capital Withdrawal Option Direct Plan - Growth Option
<b>Fund Manager</b>	: Mr. Avnish Jain

\*Monthend AUM as on 31.05.2024

## Scheme Performance - Fund Manager wise

(as on 31st May, 2024)

### Fund Manager: Mr. Avnish Jain

Scheme Names	CAGR (%)							
	1 Year Return		3 Years Return		5 Years Return		Since Inception	
	Scheme	Benchmark <sup>#</sup>	Scheme	Benchmark <sup>#</sup>	Scheme	Benchmark <sup>#</sup>	Scheme	Benchmark <sup>#</sup>
CANARA ROBECO EQUITY HYBRID FUND*	24.01	23.03	13.19	13.16	14.61	14.25	11.70	-
CANARA ROBECO CONSERVATIVE HYBRID FUND* <sup>^</sup>	10.54	10.41	7.18	7.18	8.96	8.83	10.09	8.88
CANARA ROBECO LIQUID FUND	7.26	7.28	5.65	5.75	5.04	5.28	6.97	6.80
CANARA ROBECO SAVINGS FUND	7.01	7.37	5.33	5.78	5.60	6.15	7.31	7.22
CANARA ROBECO ULTRA SHORT TERM FUND	6.50	7.53	4.89	5.96	4.79	5.95	6.80	7.43
CANARA ROBECO CORPORATE BOND FUND	6.10	7.01	4.57	5.38	5.82	6.80	6.98	8.27
CANARA ROBECO GILT FUND	6.47	6.82	4.87	5.51	6.00	6.88	8.27	8.48
CANARA ROBECO DYNAMIC BOND FUND	5.61	6.47	4.38	5.19	5.33	7.14	6.91	7.78
CANARA ROBECO INCOME FUND	5.25	6.54	3.95	5.14	5.53	7.14	7.83	7.64
CANARA ROBECO SHORT DURATION FUND <sup>^</sup>	6.18	7.07	4.57	5.35	5.67	6.52	6.69	7.75
CANARA ROBECO BANKING AND PSU DEBT FUND	6.29	6.94	N.A	-	N.A	-	6.16	6.83

#### Note:

- Mr. Avnish Jain manages 11 open-ended schemes of Canara Robeco Mutual Fund.
- Period for which scheme's performance has been provided is computed basis last day of the month-end preceding the date of advertisement
- Different plans shall have a different expense structure. The performance details provided herein are of Regular plan - Growth Option.
- \*Managing the portfolio only for debt allocation
- <sup>^</sup>As per the provisions of SEBI circular dated April 12, 2018 (Performance disclosure post consolidation/ Merger of Schemes), the past performance of aforesaid scheme is based on the historical NAV of Canara Robeco Income Saver Fund (erstwhile Canara Robeco Monthly Income Plan) and hence may not be comparable.
- Past performance may or may not be sustained in the future.
- : Corresponding Benchmark values not available
- N.A.- Not Applicable because scheme is in existence for less than 3 year.

**PERFORMANCE AT A GLANCE**

(as on 31st May, 2024)

**CANARA ROBECO BANKING AND PSU DEBT FUND**

**Fund Manager:** Mr. Avnish Jain is managing the scheme since 22-August-22.

Period	Returns (%)			Current Value of Standard Investment of ₹ 10000		
	Scheme	CRISIL Banking & PSU Debt A-II Index <sup>#</sup>	CRISIL 10 Year Gilt Index <sup>##</sup>	Scheme	CRISIL Banking & PSU Debt A-II Index <sup>#</sup>	CRISIL 10 Year Gilt Index <sup>##</sup>
Last 1 Year	6.29	6.94	6.59	10631	10696	10661
Since Inception	6.16	6.83	7.81	11119	11244	11428

The past performance may or may not be sustained in the future. Returns are based on NAV of Regular Plan – Growth Option and are calculated on compounded annualized basis for a period of more than (or equal to) a year and simple annualized basis for a period less than a year. Inception Date: August 22, 2022 Different plans have a different expense structure. The scheme has been in existence for more than 1 year but less than 3 years.

Scheme Benchmark<sup>#</sup> ● Additional Benchmark<sup>##</sup> ● - :Corresponding Benchmark values not available ● Load is not taken into consideration for computation of returns. Returns of IDCW Option under the scheme for the investor would be net of tax deducted at source. ● \*Please refer notice cum addendum no.51 dated March 07, 2024 for Change in Benchmark of Open Ended Debt Schemes of Canara Robeco Mutual Fund (CRMF)

**SIP RETURNS**

(as on 31st May, 2024)

**CANARA ROBECO BANKING AND PSU DEBT FUND**

Fund Manager: Mr. Avnish Jain

	Since Inception	1 yr
Total Amt invested	220000	120000
Market Value	234167	124498
Scheme Returns	6.70%	7.03%
CRISIL Banking & PSU Debt Index <sup>#</sup>	7.17%	7.32%
CRISIL 10 Year Gilt Index <sup>##</sup>	8.46%	8.91%
Inception Date	22-Aug-22	

1. Investment date is taken to be 1st of the month or next business day if 1st is a holiday and investment of ₹ 10000 is taken. Returns are as on 31st May, 2024 and are based on XIRR approach.  
 2. The calculations are based on the regular growth plan NAVs. 3. NA : Not Applicable as Benchmark index data not available for the period 4. Past performance may or may not be sustained in the future. Scheme Benchmark<sup>#</sup>, Additional benchmark<sup>##</sup>

**Disclaimer:** The information provided in this document is only for reading purpose and do not constitute any guidelines or recommendation on any course of action to be followed by the reader. Recipients of this document should rely on information/data arising out of their own investigations. Readers are advised to seek independent professional advice, verify the contents and arrive at an informed investment decision before making any investments. Investor shall note that there is no assurance or guarantee that the investment objective of the scheme will be achieved. None of the Sponsor, the Investment Manager, the Trustees, their respective directors, employees, associates or representatives shall be liable for any direct, indirect, special, incidental, consequential, punitive or exemplary damages, including lost profits arising in any way from the information contained in this material.

**Mutual fund investments are subject to market risks, read all scheme related documents carefully.**

**Canara Robeco Mutual Fund**

Investment Manager : Canara Robeco Asset Management Co. Ltd. Construction House, 4th Floor, 5, Walchand Hirachand Marg, Ballard Estate, Mumbai 400 001. Tel.: 6658 5000 Fax: 6658 5012 / 13. www.canararobeco.com Toll Free No : 1800 209 2726 CIN No : U65990MH1993PLC071003

Distributed by :



**CANARA ROBECO**  
Mutual Fund