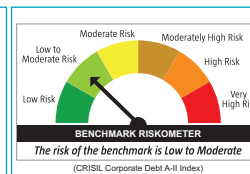
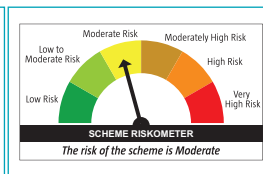


## CANARA ROBECO CORPORATE BOND FUND

(Corporate Bond Fund - An open ended debt scheme predominantly investing in AA+ and above rated corporate bonds. A relatively high interest rate risk and moderate credit risk.)

### This product is suitable for investors who are seeking\*:

- Income / capital appreciation through a low credit risk strategy
- Investment in a portfolio constituted predominantly of AA+ and above rated corporate bonds



POTENTIAL RISK CLASS (PRC) MATRIX			
Relatively High Interest Rate Risk and Moderate Credit Risk			
Credit Risk	Potential Risk Class		
	Relatively Low (Class A)	Moderate (Class B)	Relatively High (Class C)
Interest Rate Risk			
Relatively Low (Class I)			
Moderate (Class II)			
Relatively High (Class III)		B-III	

\*Investors should consult their financial advisers if in doubt about whether the product is suitable for them.

### What is Canara Robeco Corporate Bond Fund?

Canara Robeco Corporate Bond Fund seeks to generate income and capital appreciation through a portfolio constituted predominantly of AA+ and above rated Corporate Debt across maturities. The scheme endeavours to generate accrual income by investing in High quality debt papers. It also looks to benefit from the mispriced opportunities in the markets and a possible upgrade of rating of the instruments in which investments are made thereby generating capital appreciation.

The fund is suitable for investors who have a medium to long term investment horizon & a moderate risk appetite.

### Why Invest in Canara Robeco Corporate Bond Fund?

The scheme endeavours to maintain an investment horizon of medium to long term.

To achieve this, investments are made in an appropriate mix of high quality corporate bonds guided by thorough fundamental research and analysis, ratings assigned by domestic credit rating agencies and analysis of macroeconomic factors.

The fund manager closely tracks the corporate spreads across the yield curve and invests a significant proportion of the fund in corporate bonds which look attractive from a valuation perspective while staying away from the over priced ones.

The remaining part of the fund is invested in other debt and money market instruments to maintain liquidity and stability to the portfolio

### Why Invest Now!

Interest rates in the Indian fixed income markets are expected to harden in the medium term due to

- ▶ Possibility of interest rate to remain range bound in near term
- ▶ Upside Risk to Inflation
- ▶ Volatile Crude Oil Prices
- ▶ Fiscal Pressures

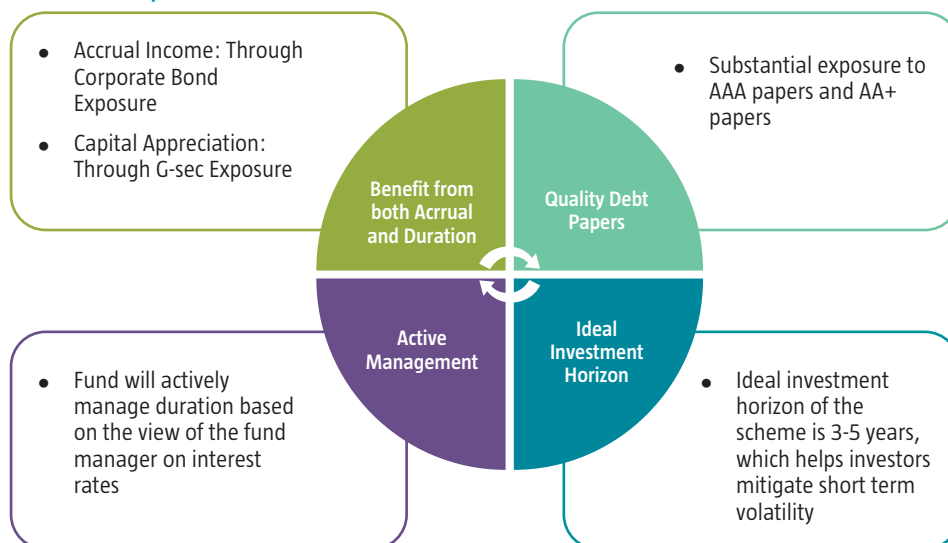
In a scenario of uncertainty and uneven economic growth in the near to medium term, long term investors can benefit from investing in quality corporate bonds in a phased manner to benefit from the expected rise in yields.

### Presenting- Canara Robeco Corporate Bond Fund

Canara Robeco Corporate Bond Fund aims to provide:

- **Accrual:** by investing in high credit quality papers
- **Gain from Capital Appreciation:** by having Low to Medium duration exposure in the portfolio based on macroeconomic indicators mainly to generate alpha.

## Salient Features of Canara Robeco Corporate Bond Fund

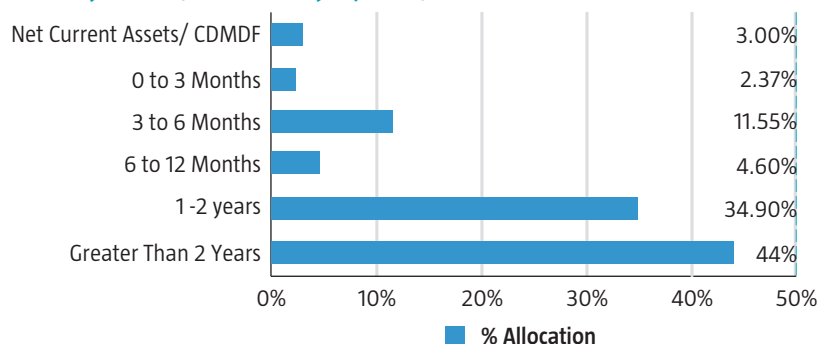


## Portfolio Characteristics (as on January 31, 2025)

### Rating Profile



## Maturity Profile (as on January 31, 2025)



## Fund Specifics

<b>Fund Inception</b>	: 7th February, 2014
<b>Investment Objective</b>	: The Scheme seeks to generate income and capital appreciation through a portfolio constituted predominantly of AA+ and above rated Corporate Debt across maturities. However, there can be no assurance that the investment objective of the scheme will be realized
<b>Monthend AUM (₹)<sup>®</sup></b>	: 129.15 Crores
<b>Asset Allocation</b>	: AA+ and above rated Corporate Debt of varying maturities - 80% to 100% (Risk- Low to Medium) Other Debt (including government securities) and Money Market Instruments - 0% to 20% (Risk- Low to Medium) Reits/Invits- 0% to 10% (Risk- Medium to High)
<b>Minimum Investment Amount</b>	: ₹ 5000 and in multiples of ₹ 1 thereafter <b>Subsequent purchases:</b> Minimum amount of ₹ 1000 and multiples of ₹ 1 thereafter <b>SIP:</b> For any date / monthly frequency – ₹ 1000 and in multiples of ₹ 1 thereafter For quarterly frequency – ₹ 2000 and in multiples of ₹ 1 thereafter <b>STP:</b> For Daily/Weekly/Monthly frequency – ₹ 1000 and in multiples of ₹ 1 thereafter For quarterly frequency – ₹ 2000 and in multiples of ₹ 1 thereafter <b>SWP:</b> For monthly frequency – ₹ 1000 and in multiples of ₹ 1 thereafter For quarterly frequency – ₹ 2000 and in multiples of ₹ 1 thereafter
<b>Entry Load</b>	: Nil
<b>Exit Load</b>	: Nil
<b>Benchmark</b>	: CRISIL Corporate Debt A-II Index
<b>Plans / Options</b>	: Regular Plan - Reinvestment of Income Distribution cum Capital Withdrawal Option Regular Plan - Payout of Income Distribution cum Capital Withdrawal Option Regular Plan - Growth Option Direct Plan - Reinvestment of Income Distribution cum Capital Withdrawal Option Direct Plan - Payout of Income Distribution cum Capital Withdrawal Option Direct Plan - Growth Option
<b>Fund Manager</b>	: Mr. Avnish Jain / Ms. Suman Prasad

<sup>®</sup>Monthend AUM as on 31.01.2025

## PERFORMANCE AT A GLANCE - Regular Plan - Growth Option

(as on January 31, 2025)

### CANARA ROBECO CORPORATE BOND FUND

**Fund Manager:** (1) Mr. Avnish Jain is managing the scheme since 07-February-14. (2) Ms. Suman Prasad is managing the scheme since 18-July-22

Period	Returns (%)			Current Value of Standard Investment of ₹ 10000		
	Scheme	CRISIL Corporate Debt A-II Index <sup>†</sup>	CRISIL 10 Year Gilt Index <sup>##</sup>	Scheme	CRISIL Corporate Debt A-II Index <sup>†</sup>	CRISIL 10 Year Gilt Index <sup>##</sup>
Last 1 Year	7.43	7.73	9.77	10745	10775	10980
Last 3 Years	5.56	6.19	6.62	11764	11975	12121
Last 5 Years	5.69	6.52	5.77	13194	13719	13244
Since Inception	7.00	8.24	7.26	21030	23867	21590

The past performance may or may not be sustained in the future. Returns are based on NAV of Regular Plan – Growth Option and are calculated on compounded annualized basis for a period of more than (or equal to) a year and Simple annualized basis for a period less than a year. Inception Date: February 07, 2014. Different plans have a different expense structure.

**CANARA ROBECO CORPORATE BOND FUND**

Fund Manager: (1) Mr. Avnish Jain is managing the scheme since 07-February-14. (2) Ms. Suman Prasad is managing the scheme since 18-July-22

Period	Returns (%)			Current Value of Standard Investment of ₹ 10000		
	Scheme	CRISIL Corporate Debt A-II Index <sup>#</sup>	CRISIL 10 Year Gilt Index <sup>##</sup>	Scheme	CRISIL Corporate Debt A-II Index <sup>#</sup>	CRISIL 10 Year Gilt Index <sup>##</sup>
Last 1 Year	8.11	7.73	9.77	10814	10775	10980
Last 3 Years	6.24	6.19	6.62	11993	11975	12121
Last 5 Years	6.38	6.52	5.77	13625	13719	13244
Since Inception	7.65	8.24	7.26	22472	23867	21590

The past performance may or may not be sustained in the future. Returns are based on NAV of Direct Plan – Growth Option and are calculated on compounded annualized basis for a period of more than (or equal to) a year and Simple annualized basis for a period less than a year. Inception Date: February 07, 2014. Different plans have a different expense structure.

Scheme Benchmark<sup>#</sup> ● Additional Benchmark<sup>##</sup> ● - : Corresponding Benchmark values not available ● Load is not taken into consideration for computation of returns. Returns of IDCW Option under the scheme for the investor would be net of tax deducted at source.

**Scheme Performance - Fund Manager wise**

(as on January 31, 2025)

**Fund Manager: Mr. Avnish Jain**

Scheme Names	CAGR (%)												
	1 Year Return			3 Years Return			5 Years Return			Since Inception			
	Scheme Regular Plan	Scheme Direct Plan	Benchmark <sup>#</sup>	Scheme Regular Plan	Scheme Direct Plan	Benchmark <sup>#</sup>	Scheme Regular Plan	Scheme Direct Plan	Benchmark <sup>#</sup>	Scheme Regular Plan	Scheme Direct Plan	Benchmark <sup>#</sup> Regular Plan	Benchmark <sup>#</sup> Direct Plan
Canara Robeco Equity Hybrid Fund*	10.91	12.16	10.01	10.98	12.27	11.49	14.46	15.81	14.34	11.61	14.71	-	12.44
Canara Robeco Conservative Hybrid Fund*^	8.41	9.67	9.08	7.11	8.40	7.80	8.73	10.03	8.68	10.02	9.81	8.86	9.02
Canara Robeco Liquid Fund	7.32	7.41	7.27	6.52	6.59	6.56	5.25	5.30	5.45	6.98	6.73	6.82	6.76
Canara Robeco Savings Fund	7.30	7.63	7.59	6.21	6.51	6.58	5.56	5.85	6.04	7.31	7.26	7.23	7.48
Canara Robeco Ultra Short Term Fund	6.76	7.36	7.60	5.78	6.35	6.75	4.84	5.42	5.92	6.79	6.90	7.43	7.23
Canara Robeco Corporate Bond Fund	7.43	8.11	7.73	5.56	6.24	6.19	5.69	6.38	6.52	7.00	7.65	8.24	8.24
Canara Robeco Gilt Fund	8.22	8.99	9.63	6.05	6.80	7.08	5.89	6.64	6.95	8.25	8.16	8.51	7.69
Canara Robeco Dynamic Bond Fund	7.33	8.49	8.76	5.46	6.61	6.44	5.31	6.40	6.87	6.91	7.84	7.82	7.91
Canara Robeco Income Fund	7.39	8.64	8.72	5.24	6.45	6.35	5.31	6.50	6.85	7.81	7.82	7.67	7.91
Canara Robeco Short Duration Fund^	7.22	7.86	7.83	5.57	6.20	6.27	5.58	6.22	6.31	6.72	7.21	7.76	7.61
Canara Robeco Banking And Psu Debt Fund	7.64	8.00	7.43	N.A	N.A	-	N.A	N.A	-	6.52	6.85	6.97	6.97

## Note:

- Mr. Avnish Jain manages 11 open-ended schemes of Canara Robeco Mutual Fund.
- Period for which scheme's performance has been provided is computed basis last day of the month-end preceding the date of advertisement.
- Different plans shall have a different expense structure. The performance details provided herein are of Regular plan - Growth Option & Direct plan - Growth Option.
- \*Managing the portfolio only for debt allocation.
- ^As per the provisions of SEBI circular dated April 12, 2018 (Performance disclosure post consolidation/ Merger of Schemes), the past performance of aforesaid scheme is based on the historical NAV of Canara Robeco Income Saver Fund (erstwhile Canara Robeco Monthly Income Plan) and hence may not be comparable.
- Past performance may or may not be sustained in the future.
- : Corresponding Benchmark values not available.
- N.A. - Not Applicable because scheme is in existence for less than 3 years.

**Fund Manager: Ms. Suman Prasad**

Scheme Names	CAGR (%)												
	1 Year Return			3 Years Return			5 Years Return			Since Inception			
	Scheme Regular Plan	Scheme Direct Plan	Benchmark <sup>#</sup>	Scheme Regular Plan	Scheme Direct Plan	Benchmark <sup>#</sup>	Scheme Regular Plan	Scheme Direct Plan	Benchmark <sup>#</sup>	Scheme Regular Plan	Scheme Direct Plan	Benchmark <sup>#</sup> Regular Plan	Benchmark <sup>#</sup> Direct Plan
Canara Robeco Corporate Bond Fund	7.43	8.11	7.73	5.56	6.24	6.19	5.69	6.38	6.52	7.00	7.65	8.24	8.24
Canara Robeco Short Duration Fund^	7.22	7.86	7.83	5.57	6.20	6.27	5.58	6.22	6.31	6.72	7.21	7.76	7.61
Canara Robeco Banking And Psu Debt Fund	7.64	8.00	7.43	N.A	N.A	-	N.A	N.A	-	6.52	6.85	6.97	6.97
Canara Robeco Overnight Fund	6.56	6.58	6.71	6.04	6.05	6.17	4.91	4.93	5.01	4.93	4.95	5.02	5.02

## Note:

- Ms. Suman Prasad manages 5 open-ended schemes of Canara Robeco Mutual Fund.
- Period for which scheme's performance has been provided is computed basis last day of the month-end preceding the date of advertisement.
- Different plans shall have a different expense structure. The performance details provided herein are of Regular plan - Growth Option & Direct plan - Growth Option.
- ^As per the provisions of SEBI circular dated April 12, 2018 (Performance disclosure post consolidation/ Merger of Schemes), the past performance of aforesaid scheme is based on the historical NAV of Canara Robeco Short Duration Fund (erstwhile Canara Robeco Yield Advantage Fund) and hence may not be comparable.
- Past performance may or may not be sustained in the future.
- Canara Robeco Balanced Advantage Fund has not completed 6 months, hence the performance details are not provided.
- N.A. - Not Applicable because scheme is in existence for less than 3 years.
- : Corresponding Benchmark values not available.

## CANARA ROBECO CORPORATE BOND FUND

Fund Manager: Mr. Avnish Jain &amp; Ms. Suman Prasad

	Since Inception	10 yr	7 yr	5 yr	3 yr	1 yr
Total Amt invested	1320000	1200000	840000	600000	360000	120000
Market Value	1884741	1644525	1037540	692229	397546	124566
Scheme Returns	6.28%	6.46%	5.94%	5.65%	6.54%	7.11%
CRISIL Corporate Debt A-II Index <sup>#</sup>	7.34%	7.14%	6.74%	6.39%	7.22%	7.62%
CRISIL 10 Year Gilt Index <sup>##</sup>	6.50%	6.33%	6.46%	6.35%	8.52%	9.52%
Inception Date	07-Feb-14					

**1. Investment date is taken to be 1st of the month or next business day if 1st is a holiday and investment of ₹ 10000 is taken. Returns are as on January 31, 2025 and are based on XIRR approach. 2. The calculations are based on the regular growth plan NAVs. 3. NA : Not Applicable as Benchmark index data not available for the period 4. Past performance may or may not be sustained in the future. Scheme Benchmark<sup>#</sup>, Additional benchmark<sup>##</sup>**

**Disclaimer:** The information provided in this document is only for reading purpose and do not constitute any guidelines or recommendation on any course of action to be followed by the reader. Recipients of this document should rely on information/data arising out of their own investigations. Readers are advised to seek independent professional advice, verify the contents and arrive at an informed investment decision before making any investments. Investor shall note that there is no assurance or guarantee that the investment objective of the scheme will be achieved. None of the Sponsor, the Investment Manager, the Trustees, their respective directors, employees, associates or representatives shall be liable for any direct, indirect, special, incidental, consequential, punitive or exemplary damages, including lost profits arising in any way from the information contained in this material.

**Mutual Fund investments are subject to market risks, read all scheme related documents carefully**

**Canara Robeco Mutual Fund**

Investment Manager : Canara Robeco Asset Management Co. Ltd. Construction House, 4th Floor, 5, Walchand Hirachand Marg, Ballard Estate, Mumbai 400 001. Tel.: 6658 5000 Fax: 6658 5012 / 13. www.canararobeco.com Toll Free No : 1800 209 2726 CIN No : U65990MH1993PLC071003

Distributed by :

**CANARA ROBECO**  
Mutual Fund