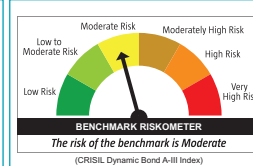
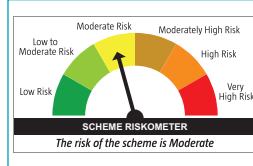


CANARA ROBECO DYNAMIC BOND FUND

(Dynamic Bond - An open ended dynamic debt scheme investing across duration. A relatively high interest rate risk and moderate credit risk.)

This product is suitable for investors who are seeking*:

- Income/ Capital appreciation by dynamically managing duration
- Investment in Debt and Money Market securities across duration



Credit Risk	Potential Risk Class		
	Relatively Low (Class A)	Moderate (Class B)	Relatively High (Class C)
Interest Rate Risk			
Relatively Low (Class I)			
Moderate (Class II)			
Relatively High (Class III)		B-III	

*Investors should consult their financial advisers if in doubt about whether the product is suitable for them.

Generating Alpha by capturing Bond-market Volatility

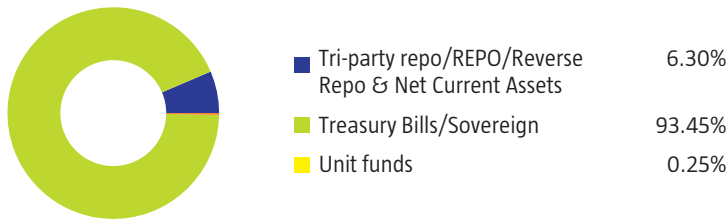
Canara Robeco Dynamic Bond Fund aims to actively manage the interest rate risk of the portfolio. The portfolio of the fund is invested in G-secs and Corporate Debt by identifying mispriced opportunities & capturing volatility trends. The fund aims at generating Alpha through free-style duration management, depending on the interest rate view i.e. in anticipation of interest rates falling, the fund manager endeavors to increase the macaulay duration and when interest rate are expected to increase, minimize it. At the same time it endeavours to capture accruals in the form of portfolio running yields on high-quality debt instruments. This proactive strategy aims to help the fund to benefit from interest rate fluctuations under varying market conditions.

Investment Strategy – Highlights

- **Accrual Strategy** : Endeavour to capture accruals in the form of portfolio running yields on high-quality debt instruments
- **Active Trading Strategy for Government Securities & Corporate Debt** : Endeavour to generate capital gains through Duration calls in G-Secs & Spread trading in Corporate Debt
- **Temporary mispricing due to government borrowing** : Endeavour to capture capital gains by identifying opportunities resulting from Government borrowings like auctions of G-sec and SDLs

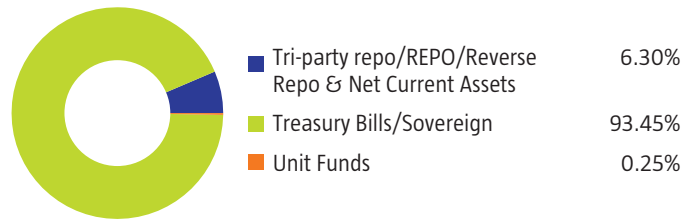
Portfolio Characteristics (as on December 31, 2024)

Rating Profile

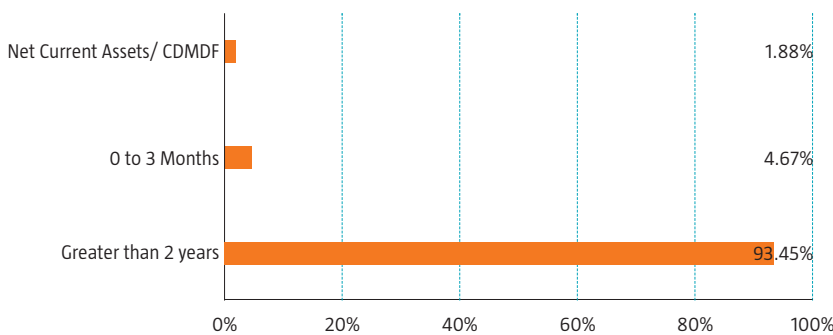


Portfolio Characteristics (as on December 31, 2024)

Asset Allocation



Maturity Profile (as on December 31, 2024)



Fund Specifics

Fund Inception	: 29th May, 2009
Investment Objective	: The objective of the fund is to seek to generate income from a portfolio of debt and money market securities. However, there can be no assurance that the investment objective of the scheme will be realized and the Fund does not assure or guarantee any returns.
Monthend AUM (₹)*	: 125.23 Crores
Asset Allocation	: Government of India & Corporate Debt Securities (including Securitised Debt)* - 0% to 100% (Risk- Low to Medium) Money Market Instruments - 0% to 100% (Risk- Low) * Excluding Debt/GOI Securities with initial maturity of less than one year and Treasury bills
Minimum Investment Amount	: ₹ 5000 and in multiples of ₹1 thereafter Subsequent purchases: Minimum amount of ₹1000 and multiples of ₹1 thereafter SIP: For any date / monthly frequency ₹1000 and in multiples of ₹ 1 thereafter. For quarterly frequency ₹ 2000 and in multiples of ₹1 thereafter STP: For Daily/Weekly/Monthly frequency ₹ 1000 and in multiples of ₹ 1 thereafter. For quarterly frequency ₹ 2000 and in multiples of ₹ 1 thereafter SWP: For monthly frequency ₹1000 and in multiples of ₹1 thereafter. For quarterly frequency ₹ 2000 and in multiples of ₹1 thereafter
Entry Load	: Nil
Exit Load	: Nil
Benchmark	: CRISIL Dynamic Bond A-III Index
Plans / Options	: Regular Plan - Reinvestment of Income Distribution cum Capital Withdrawal Option Regular Plan - Payout of Income Distribution cum Capital Withdrawal Option Regular Plan - Growth Option Direct Plan - Reinvestment of Income Distribution cum Capital Withdrawal Option Direct Plan - Payout of Income Distribution cum Capital Withdrawal Option Direct Plan - Growth Option
Fund Manager	: Mr. Kunal Jain / Mr. Avnish Jain

*Monthend AUM as on 31.12.2024

PERFORMANCE AT A GLANCE

(as on December 31, 2024)

CANARA ROBECO DYNAMIC BOND FUND

Fund Manager: (1) Mr. Kunal Jain is managing the scheme since 18-July-22 (2) Mr. Avnish Jain is managing the scheme since 01-April-22

Period	Returns (%)			Current Value of Standard Investment of ₹ 10000		
	Scheme	CRISIL Dynamic Bond A-III Index [#]	CRISIL 10 Year Gilt Index ^{##}	Scheme	CRISIL Dynamic Bond A-III Index [#]	CRISIL 10 Year Gilt Index ^{##}
Last 1 Year	7.63	8.86	9.51	10770	10894	10960
Last 3 Years	5.25	6.00	5.87	11662	11913	11868
Last 5 Years	5.28	6.88	5.61	12937	13953	13143
Since Inception	6.91	7.82	6.07	28368	32374	25077

The past performance may or may not be sustained in the future. Returns are based on NAV of Regular Plan – Growth Option and are calculated on compounded annualized basis for a period of more than (or equal to) a year and Simple annualized basis for a period less than a year. Inception Date: May 29, 2009. Different plans have a different expense structure.

Scheme Benchmark[#] ● Additional Benchmark^{##} ● - : Corresponding Benchmark values not available ● Load is not taken into consideration for computation of returns. Returns of IDCW Option under the scheme for the investor would be net of tax deducted at source. ● *Please refer notice cum addendum no.51 dated March 07, 2024 for Change in Benchmark of Open Ended Debt Schemes of Canara Robeco Mutual Fund (CRMF)

Scheme Performance - Fund Manager wise

(as on December 31, 2024)

Fund Manager: Mr. Kunal Jain

Scheme Names	CAGR (%)							
	1 Year Return		3 Years Return		5 Years Return		Since Inception	
	Scheme	Benchmark [#]	Scheme	Benchmark [#]	Scheme	Benchmark [#]	Scheme	Benchmark [#]
CANARA ROBECO LIQUID FUND	7.34	7.28	6.41	6.46	5.22	5.41	6.97	6.81
CANARA ROBECO SAVINGS FUND	7.31	7.60	6.13	6.50	5.57	6.06	7.31	7.23
CANARA ROBECO DYNAMIC BOND FUND	7.63	8.86	5.25	6.00	5.28	6.88	6.91	7.82
CANARA ROBECO INCOME FUND	7.56	8.62	4.90	5.94	5.30	6.87	7.81	7.66
CANARA ROBECO GILT FUND	8.68	9.82	5.81	6.54	5.88	6.90	8.26	8.51
CANARA ROBECO ULTRA SHORT TERM FUND	6.73	7.59	5.68	6.66	4.83	5.91	6.79	7.43

Note:

- a. Mr. Kunal Jain manages 6 open-ended schemes of Canara Robeco Mutual Fund.
- b. Period for which scheme's performance has been provided is computed basis last day of the month-end preceding the date of advertisement
- c. Different plans shall have a different expense structure. The performance details provided herein are of Regular plan - Growth Option.
- d. Past performance may or may not be sustained in the future.

Fund Manager: Mr. Avnish Jain

Scheme Names	CAGR (%)							
	1 Year Return		3 Years Return		5 Years Return		Since Inception	
	Scheme	Benchmark [#]	Scheme	Benchmark [#]	Scheme	Benchmark [#]	Scheme	Benchmark [#]
CANARA ROBECO EQUITY HYBRID FUND*	15.23	12.69	11.91	11.85	15.53	14.59	11.74	-
CANARA ROBECO CONSERVATIVE HYBRID FUND*^	10.07	9.78	7.42	7.55	9.18	8.74	10.11	8.88
CANARA ROBECO LIQUID FUND	7.34	7.28	6.41	6.46	5.22	5.41	6.97	6.81
CANARA ROBECO SAVINGS FUND	7.31	7.60	6.13	6.50	5.57	6.06	7.31	7.23
CANARA ROBECO ULTRA SHORT TERM FUND	6.73	7.59	5.68	6.66	4.83	5.91	6.79	7.43
CANARA ROBECO CORPORATE BOND FUND	7.44	7.70	5.45	6.07	5.73	6.59	7.00	8.24
CANARA ROBECO GILT FUND	8.68	9.82	5.81	6.54	5.88	6.90	8.26	8.51
CANARA ROBECO DYNAMIC BOND FUND	7.63	8.86	5.25	6.00	5.28	6.88	6.91	7.82
CANARA ROBECO INCOME FUND	7.56	8.62	4.90	5.94	5.30	6.87	7.81	7.66
CANARA ROBECO SHORT DURATION FUND^	7.14	7.80	5.42	6.11	5.58	6.35	6.71	7.76
CANARA ROBECO BANKING AND PSU DEBT FUND	7.60	7.47	N.A	-	N.A	-	6.49	6.98

Note:

- a. Mr. Avnish Jain manages 11 open-ended schemes of Canara Robeco Mutual Fund.
- b. Period for which scheme's performance has been provided is computed basis last day of the month-end preceding the date of advertisement
- c. Different plans shall have a different expense structure. The performance details provided herein are of Regular plan - Growth Option.
- d. *Managing the portfolio only for debt allocation
- e. ^As per the provisions of SEBI circular dated April 12, 2018 (Performance disclosure post consolidation/ Merger of Schemes), the past performance of aforesaid scheme is based on the historical NAV of Canara Robeco Income Saver Fund (erstwhile Canara Robeco Monthly Income Plan) and hence may not be comparable.
- f. Past performance may or may not be sustained in the future.
- g. - : Corresponding Benchmark values not available
- h. N.A. - Not Applicable because scheme is in existence for less than 3 years.

CANARA ROBECO DYNAMIC BOND FUND

Fund Manager: Mr. Kunal Jain & Mr. Avnish Jain

	Since Inception	15 YR	10 yr	7 yr	5 yr	3 yr	1 yr
Total Amt invested	1880000	1800000	1200000	840000	600000	360000	120000
Market Value	3259282	3034697	1609672	1021884	685460	396491	124071
Scheme Returns	6.66%	6.62%	5.73%	5.51%	5.27%	6.37%	6.35%
CRISIL Dynamic Bond A-III Index [#]	7.82%	7.81%	7.24%	7.08%	6.55%	7.70%	8.40%
CRISIL 10 Year Gilt Index ^{##}	6.52%	6.55%	6.25%	6.33%	6.14%	8.17%	9.08%
Inception Date	29-May-09						

1. Investment date is taken to be 1st of the month or next business day if 1st is a holiday and investment of ₹ 10000 is taken. Returns are as on December 31, 2024 and are based on XIRR approach. 2. The calculations are based on the regular growth plan NAVs. 3. NA : Not Applicable as Benchmark index data not available for the period 4. Past performance may or may not be sustained in the future. Scheme Benchmark[#], Additional benchmark^{##}

Disclaimer: The information provided in this document is only for reading purpose and do not constitute any guidelines or recommendation on any course of action to be followed by the reader. Recipients of this document should rely on information/data arising out of their own investigations. Readers are advised to seek independent professional advice, verify the contents and arrive at an informed investment decision before making any investments. Investor shall note that there is no assurance or guarantee that the investment objective of the scheme will be achieved. None of the Sponsor, the Investment Manager, the Trustees, their respective directors, employees, associates or representatives shall be liable for any direct, indirect, special, incidental, consequential, punitive or exemplary damages, including lost profits arising in any way from the information contained in this material.

Mutual fund investments are subject to market risks, read all scheme related documents carefully.

Canara Robeco Mutual Fund

Investment Manager : Canara Robeco Asset Management Co. Ltd. Construction House, 4th Floor, 5, Walchand Hirachand Marg, Ballard Estate, Mumbai 400 001. Tel.: 6658 5000 Fax: 6658 5012 / 13. www.canararobeco.com Toll Free No : 1800 209 2726 CIN No : U65990MH1993PLC071003

Distributed by :



CANARA ROBECO
Mutual Fund