

# Investing in Emerging Equities is a lot like hiring someone.

You're always looking for that something special.

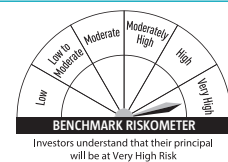
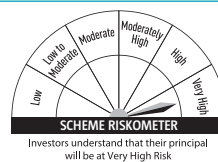
## CANARA ROBECO EMERGING EQUITIES

(Large & Mid Cap Fund - An open ended equity scheme investing in both large cap and mid cap stocks)



### This product is suitable for investors who are seeking\*:

- Capital appreciation over long term
- Investing predominantly in equities and equity related instruments of both large cap and mid cap companies



\*Investors should consult their financial advisers if in doubt about whether the product is suitable for them.

Indian economy is growing at a speed which is matched by few in the world. This provides an opportunity for strong sustainable growth to Indian business. Many large and mid-sized companies have the right business model and management skills to scale their business to new heights

### Presenting Canara Robeco Emerging Equities

Canara Robeco Emerging Equities follows bottom up approach to predominantly invest in large & mid cap companies. Large cap companies are defined as ones which are ranked Top 100 with respect to their full market capitalisation & mid cap companies as the companies which fall in the range of 101 to 250 such companies. The fund seeks to identify those companies that have the potential to become leaders of tomorrow in their respective sectors within the large and midcap space.

#### Large & mid cap companies –

Large Cap companies relatively tend to generate steady returns and Mid cap have immense growth potential as they are at an early stage in their life cycle and have more room for expansion.

#### Investment Style –

Fund follows GARP (Growth at Reasonable Price) style of investing

#### Investor Profile –

Ideal for investors who have an appetite for very high risk – return investments and an investment horizon of 3-5 years.

## MARKET CAPITALIZATION (as on 31st January, 2023)



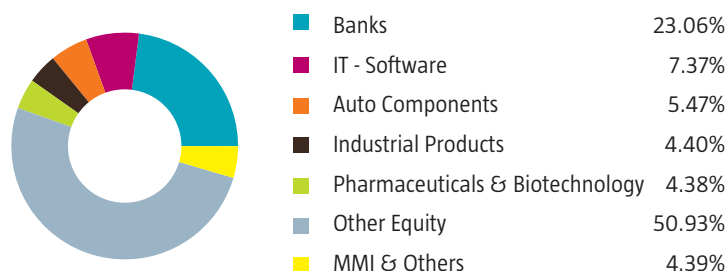
Debt, Cash & Others	4.39%
Large Cap	56.76%
Mid Cap	35.85%
Small Cap	3.00%

## Portfolio Characteristics (as on 31st January, 2023)

Portfolio is spread across 58 stocks with Top 10 Stocks contributing to 38.63% of the Net Assets.

Name of the Company	Industry	% of Net Assets
HDFC Bank Ltd	Banks	7.07
ICICI Bank Ltd	Banks	6.40
Infosys Ltd	IT - Software	4.69
State Bank of India	Banks	3.79
Reliance Industries Ltd	Petroleum Products	3.37
Axis Bank Ltd	Banks	3.00
Max Healthcare Institute Ltd	Healthcare Services	2.79
Ultratech Cement Ltd	Cement & Cement Products	2.57
Uno Minda Ltd	Auto Components	2.53
Cholamandalam Investment and Finance Co Ltd	Finance	2.42

## Sector Allocation (as on 31st January, 2023)



**Note:** The scheme may or may not have any future position in these sector(s).

## Fund Specifics

<b>Fund Inception</b>	: March 11, 2005
<b>Monthend AUM (₹)*</b>	: 15,204.91 Crores
<b>Investment Objective</b>	: To generate capital appreciation by investing in a diversified portfolio of large and mid-cap stocks. However, there can be no assurance that the investment objective of the scheme will be realized.
<b>Asset Allocation</b>	: Large Cap equity and equity related instruments* - 35% to 65%. (Risk- High) Mid Cap equity and equity related instruments* - 35% to 65% (Risk- High) Other equity and equity related instruments, debt and money market instruments - 0% to 30% (Risk- Low to Medium) Reits/Invits- 0% to 10%. (Risk- Medium to High) *As defined by SEBI Circular No. SEBI / HO / IMD / DF3 / CIR / P / 2017 / 114 dated October 06, 2017 and SEBI/HO/IMD/DF3/CIR/P/2017/126 dated December 04, 2017 as amended from time to time. (Currently it defines Large Cap Companies as those which are ranked from 1 to 100 and Mid Cap Companies as those which are ranked from 101 to 250 based on their full market capitalization.)
<b>Minimum Investment Amount</b>	: ₹ 5000 and in multiples of ₹ 1 thereafter <b>Subsequent purchases:</b> Minimum amount of ₹ 1000 and multiples of ₹ 1 thereafter <b>SIP:</b> For any date / monthly frequency – ₹ 1000 and in multiples of ₹ 1 thereafter For quarterly frequency – ₹ 2000 and in multiples of ₹ 1 thereafter <b>STP:</b> For Daily/Weekly/Monthly frequency – ₹ 1000 and in multiples of ₹ 1 thereafter For quarterly frequency – ₹ 2000 and in multiples of ₹ 1 thereafter <b>SWP:</b> For monthly frequency – ₹ 1000 and in multiples of ₹ 1 thereafter For quarterly frequency – ₹ 2000 and in multiples of ₹ 1 thereafter
<b>Entry Load</b>	: Nil
<b>Exit Load</b>	: 1% - If redeemed/switched out within 1 year from the date of allotment Nil - if redeemed/switched out after 1 year from the date of allotment
<b>Benchmark</b>	: NIFTY Large Midcap 250 TRI
<b>Plans / Options</b>	: Regular Plan - Reinvestment of Income Distribution cum Capital Withdrawal Option Regular Plan - Payout of Income Distribution cum Capital Withdrawal Option Regular Plan - Growth Option Direct Plan - Reinvestment of Income Distribution cum Capital Withdrawal Option Direct Plan - Payout of Income Distribution cum Capital Withdrawal Option Direct Plan - Growth Option
<b>Fund Manager</b>	: Mr. Shridatta Bhandwadar

\*Monthend AUM as on 31.01.2023

## Income Distribution cum Capital Withdrawal (IDCW) - Payout/Reinvestment

Date of declaration (Record Date)	Dividend Distribution per unit*	NAV as on the date of declaration
<b>Regular IDCW - Payout/Reinvestment</b>		
25.11.2016	2.50	36.68
24.11.2017	2.50	49.33
30.11.2018	2.60	44.15
29.11.2019	2.70	45.03
27.11.2020	2.90	47.51
26.11.2021	5.65	60.83
25.11.2022	0.63	62.64

Date of declaration (Record Date)	Dividend Distribution per unit*	NAV as on the date of declaration
<b>Direct IDCW - Payout/Reinvestment</b>		
30.11.2018	3.50	60.36
29.11.2019	3.70	62.33
27.11.2020	2.00	68.63
26.11.2021	8.25	88.94
25.11.2022	0.93	92.69

\* On face value of ₹ 10. ● The dividend amount is before tax calculation. ● Past performance may or may not be sustained in the future. Pursuant to payment of dividend, the NAV of the IDCW option of the scheme would fall to the extent of payout and statutory levy (if applicable).

### PERFORMANCE AT A GLANCE

(as on January 31, 2023)

#### CANARA ROBECO EMERGING EQUITIES

Fund Manager: (1) Mr. Shridatta Bhandwalidar is managing the scheme since 01-October-19.

Period	Returns (%)			Current Value of Standard Investment of ₹ 10000		
	Scheme	NIFTY Large Midcap 250 TRI <sup>#</sup>	S&P BSE SENSEX TRI <sup>##</sup>	Scheme	NIFTY Large Midcap 250 TRI <sup>#</sup>	S&P BSE SENSEX TRI <sup>##</sup>
Last 1 Year	-3.16	2.13	3.98	9684	10213	10398
Last 3 Years	15.83	18.07	14.83	15548	16468	15147
Last 5 Years	10.31	10.94	11.91	16340	16808	17559
Since Inception	16.63	-	15.47	157130	-	131380

The past performance may or may not be sustained in the future. Returns are based on NAV of Regular Plan – Growth Option and are calculated on compounded annualized basis for a period of more than (or equal to) a year and absolute basis for a period less than a year. Inception Date: March 11, 2005. Different plans have a different expense structure.

### Scheme Performance - Fund Manager wise

(as on January 31, 2023)

Fund Manager: Mr. Shridatta Bhandwalidar

Scheme Names	CAGR (%)							
	1 Year Return		3 Years Return		5 Years Return		Since Inception	
	Scheme	Benchmark <sup>#</sup>	Scheme	Benchmark <sup>#</sup>	Scheme	Benchmark <sup>#</sup>	Scheme	Benchmark <sup>#</sup>
CANARA ROBECO SMALL CAP FUND	2.34	-4.67	31.83	22.40	N.A	-	24.86	19.64
CANARA ROBECO INFRASTRUCTURE	4.85	2.23	20.65	21.42	9.23	5.94	12.96	-
CANARA ROBECO CONSUMER TRENDS FUND	3.21	3.27	16.12	15.60	12.85	10.90	15.42	11.67
CANARA ROBECO FOCUSED EQUITY FUND	-0.25	1.66	N.A	-	N.A	-	12.39	11.54
CANARA ROBECO EMERGING EQUITIES	-3.16	2.13	15.83	18.07	10.31	10.94	16.63	-
CANARA ROBECO FLEXICAP FUND	-3.38	1.66	14.81	16.46	11.58	10.54	17.27	15.87*
CANARA ROBECO EQUITY TAX SAVER FUND	-2.26	1.66	17.65	16.46	13.23	10.54	18.63	16.63
CANARA ROBECO EQUITY HYBRID FUND	-0.36	2.94	12.73	13.23	10.33	10.13	11.25	-
CANARA ROBECO BLUE CHIP EQUITY FUND	-0.97	3.27	14.24	15.60	11.94	10.90	12.00	11.13
CANARA ROBECO CONSERVATIVE HYBRID FUND	2.28	3.42	8.14	7.78	7.85	7.93	10.06	8.74

Note:

- Mr. Shridatta Bhandwalidar manages 11 open-ended schemes of Canara Robeco Mutual Fund.
- Period for which scheme's performance has been provided is computed basis last day of the month-end preceding the date of advertisement
- Different plans shall have a different expense structure. The performance details provided herein are of Regular plan - Growth Option.
- Past performance may or may not be sustained in the future.
- : Corresponding Benchmark values not available
- N.A.- Not Applicable because scheme is in existence for less than 3 years or 5 years respectively.
- \*Canara Robeco Flexicap Fund - Regular Plan - Growth Option: As scheme benchmark TRI data is not available since inception of the scheme, benchmark performance is calculated using composite CAGR of S&P BSE 500 PRI values from 16-Sep-2003 to 31-Jul-06 and TRI values since 01-Aug-06.

### SIP RETURNS

(as on January 31, 2023)

#### CANARA ROBECO EMERGING EQUITIES

Fund Manager: Mr. Shridatta Bhandwalidar

	Since Inception	15 YR	10 yr	7 yr	5 yr	3 yr	1 yr
Total Amt invested (INR)	2150000	1800000	1200000	840000	600000	360000	120000
Market Value (INR)	12412045	8505515	2938504	1380351	858564	448892	118812
Scheme Returns	17.26%	18.67%	17.05%	13.93%	14.30%	14.86%	-1.82%
Nifty Large Midcap 250 TRI <sup>#</sup>	N.A	14.66%	15.13%	14.93%	16.11%	18.98%	3.53%
S&P BSE Sensex TRI <sup>##</sup>	12.67%	12.85%	13.42%	14.30%	14.47%	16.31%	5.94%
Inception Date	11-Mar-05						

1. Investment date is taken to be 1st of the month or next business day if 1st is a holiday and investment of ₹ 10000 is taken. Returns are as on 31st January, 2023 and are based on XIRR approach. 2. The calculations are based on the regular growth plan NAVs. 3. NA : Not Applicable as Benchmark index data not available for the period 4. Past performance may or may not be sustained in the future. Scheme Benchmark<sup>#</sup>, Additional benchmark<sup>##</sup>

**Disclaimer:** The information provided in this document is only for reading purpose and do not constitute any guidelines or recommendation on any course of action to be followed by the reader. Recipients of this document should rely on information/data arising out of their own investigations. Readers are advised to seek independent professional advice, verify the contents and arrive at an informed investment decision before making any investments. Investor shall note that there is no assurance or guarantee that the investment objective of the scheme will be achieved. None of the Sponsor, the Investment Manager, the Trustees, their respective directors, employees, associates or representatives shall be liable for any direct, indirect, special, incidental, consequential, punitive or exemplary damages, including lost profits arising in any way from the information contained in this material.

---

**Mutual fund investments are subject to market risks, read all scheme related documents carefully.**


---

**Canara Robeco Mutual Fund**

Investment Manager : Canara Robeco Asset Management Co. Ltd. Construction House, 4th Floor, 5, Walchand Hirachand Marg, Ballard Estate, Mumbai 400 001.  
Tel.: 6658 5000 Fax: 6658 5012 / 13. www.canararobeco.com **Toll Free No** : 1800 209 2726 **CIN No** : U65990MH1993PLC071003

---

**Distributed by :**



**CANARA ROBECO**  
Mutual Fund