

# Investing in Canara Robeco ELSS TAX SAVER Fund is like having twins.

## You get a dual advantage.

The Canara Robeco ELSS TAX SAVER Fund offers you the twin advantage of growth potential from investing in equities as well as tax savings under Sec 80C\*. The three-year lock in period aids the potential for your money to grow, as the fund has the flexibility to invest in large and medium-sized companies that have strong fundamentals. It's just one of the many funds from Canara Robeco that has the potential for you to have a smart tomorrow.

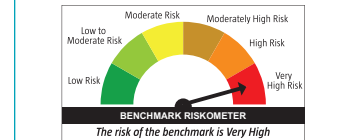
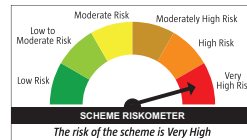


### CANARA ROBECO ELSS TAX SAVER

(ELSS - An open ended equity linked saving scheme with a statutory lock in of 3 years and tax benefit)

#### This product is suitable for investors who are seeking\*:

- Capital appreciation over long term
- Investment in equity and equity related securities with a statutory lock in of 3 years and tax benefit



\*Investors should consult their financial advisers if in doubt about whether the product is suitable for them.

#### Tax Planning and importance of 80 C

**Tax Savings: Aim to earn a rupee by saving it.**

Saving taxes is important. Tax Savings up to ₹ 46,800\*\* per annum for an investment up to ₹ 1.5 Lacs under Section 80 C of Income Tax Act, 1961.

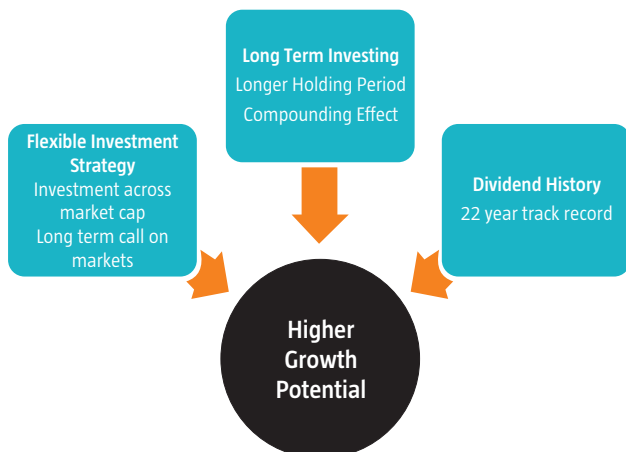
Lock-in period of 3 Years – much shorter than other tax deductible investment options

- **Flexible Investment Strategy:** The longer holding period helps in compounding the returns accumulated over the lock in period of the fund
- **Equity Markets Participation:** Long Term Investing. It is widely believed that Indian Equity markets are in a secular bull run.

#### Canara Robeco ELSS Tax Saver - Advantages Galore

Canara Robeco ELSS Tax Saver is for those who want to take advantage of tax benefits and are keen to participate in the Indian growth story through a diversified equity portfolio.

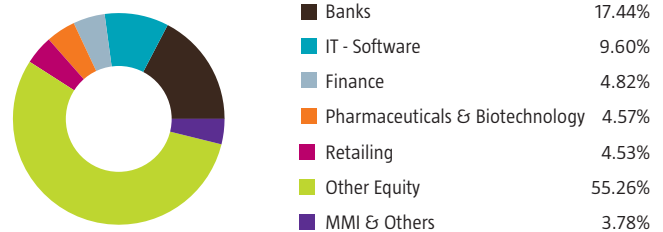
The fund seeks to benefit from long term investing due to its lock-in and has a blended portfolio of diversified stocks with GARP (Growth at Reasonable Price) style of investing.



#### Scheme Features

- Provides dual benefit of Equity investing along with Tax Saving
- GARP - (Growth at Reasonable Price) style of investing - GARP is followed by most of our equity funds as an established style of investing.
- No Cap bias in the portfolio helps investors benefit from growth opportunities across capitalization stocks

#### Sector Allocation (as on December 31, 2024)



**Note:** The scheme may or may not have any future position in these sector(s).

\*\*Assuming highest tax bracket under the old tax regime i.e. tax rate of 30% which includes total cess of 3% information on tax benefits are based on prevailing taxation laws. Kindly consult your tax advisor for actual tax implementation before investment. Assuming the investor falls into the highest tax bracket and income not exceeding Rs. 1 crore. Please note the benefits of 80(C) under IT act is limited only to select assessee e.g. individuals, HUFs and select AOPs and not to corporates/Banks/etc.

## SIP in Canara Robeco ELSS Tax Saver

- SIP is a strategy whereby an investor commits to invest a fixed amount at specified intervals
- Law of Averaging at work – Rupee Cost Averaging at its best
- Focus on consistent & continuous investments – Fixed Money for Fixed Period of time to benefit from market volatility
- Inculcates Discipline in Investing – Which helps long-term investors to achieve their financial goals
- Each SIP instalment would attract a 3 year lock-in period

## Top 10 Portfolio Holdings (as on December 31, 2024)

Portfolio is spread across 70 stocks with Top 10 Stocks contributing to 35.51% of the Net Assets.

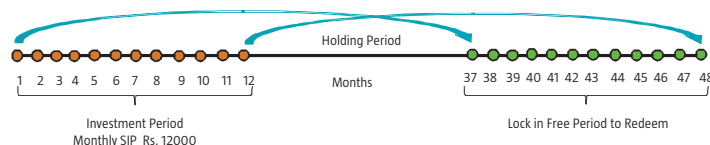
Name of the Company	Industry	% of Net Assets
HDFC Bank Ltd	Banks	6.91
ICICI Bank Ltd	Banks	6.38
Infosys Ltd	IT - Software	4.67
Reliance Industries Ltd	Petroleum Products	3.30
Bharti Airtel Ltd	Telecom - Services	3.27
Larsen & Toubro Ltd	Construction	2.65
State Bank of India	Banks	2.28
NTPC Ltd	Power	2.17
Bajaj Finance Ltd	Finance	1.95
Divi's Laboratories Ltd	Pharmaceuticals & Biotechnology	1.93

## Income Distribution cum Capital Withdrawal (IDCW) - Payout/Reinvestment

Date of declaration (Record Date)	Dividend Distribution per unit*	NAV as on the date of declaration
<b>Regular IDCW - Payout/Reinvestment</b>		
28-Mar-08	3.00	19.22
08-Jan-10	2.00	22.14
19-Mar-10	2.00	20.91
21-Jan-11	2.00	21.22
18-Mar-11	1.00	18.25
09-Mar-12	1.00	18.11
08-Mar-13	1.50	19.53
20-Dec-13	0.75	18.48
10-Oct-14	1.00	24.68
27-Feb-15	1.00	27.22
06-Nov-15	1.00	24.49
26-Feb-16	0.89	20.15
04-Nov-16	1.00	24.04
28-Feb-17	0.90	23.56
10-Nov-17	1.00	26.59
23-Feb-18	1.00	26.27
30-Nov-18	1.00	26.10
22-Feb-19	1.00	24.70
29-Nov-19	1.10	26.59
28-Feb-20	1.10	25.26
27-Nov-20	1.10	28.03
26-Feb-21	1.55	31.15
26-Nov-21	1.80	35.96
25-Feb-22	0.20	34.87
25-Nov-22	0.19	37.57
24-Feb-23	0.18	35.41
24-Nov-23	1.02	40.49
23-Feb-24	1.12	44.31
29-Nov-24	1.25	50.13
<b>Direct IDCW - Payout/Reinvestment</b>		
26-Feb-21	2.25	47.78
26-Nov-21	2.80	55.68
25-Feb-22	0.30	54.19
25-Nov-22	0.29	59.01
24-Feb-23	0.29	55.79
24-Nov-23	1.62	64.35
23-Feb-24	1.79	70.63
29-Nov-24	2.00	80.62

Dividend was paid only for Regular plan. ● \*Dividend is on face value of 10/- per unit . ● The dividend amount is before tax calculation. ● Past performance may or may not be sustained in the future. Pursuant to payment of dividend, the NAV of the IDCW option of the scheme would fall to the extent of payout and statutory levy (if applicable).

- Canara Robeco ELSS Tax Saver has given a dividend of ₹ 49.39 per unit since inception. Therefore, an investment of ₹ 1 lac would have earned a Tax Free Dividend of ₹ 4.94<sup>§</sup> lacs since inception
  - Additionally the ₹ 1 lac investment would have grown to ₹ 10.30 lacs since inception (as on December 31, 2024) for Regular Plan Growth Option)
  - So avail Tax Savings & aim for Wealth Creation by investing in Canara Robeco Equity Tax Saver Fund
- <sup>§</sup>Past performance may or may not be sustained in future. Since Inception Date: March 31, 1993.



Information on tax benefit is based on prevailing taxation laws. Kindly Consult your tax advisor for actual tax implication before investment.

## Fund Specifics

Fund Inception	31st March, 1993
Investment Objective	ELSS seeking to provide long term capital appreciation by predominantly investing in equities to facilitate the subscribers to seek tax benefits as provided under Section 80 C of the Income Tax Act, 1961. However, there can be no assurance that the investment objective of the scheme will be realized.
Asset Allocation	Equity and equity related instruments - 80% to 100% (Risk - Very High) ● Money Market instruments- 0% to 20% (Risk- Low)
Monthend AUM(₹) <sup>®</sup>	8,696.23 Crores
Minimum Investment Amount	₹ 500 and in multiples of ₹1 thereafter <b>Subsequent purchases:</b> Minimum amount of ₹ 500 and multiples of ₹ 1 thereafter <b>SIP:</b> For any date / monthly frequency – ₹ 500 and in multiples of ₹ 1 thereafter For quarterly frequency – ₹ 1000 and in multiples of ₹ 1 thereafter <b>STP:</b> For Daily/Weekly/Monthly frequency – ₹ 500 and in multiples of ₹ 1 thereafter For quarterly frequency – ₹ 1000 and in multiples of ₹ 1 thereafter <b>SWP:</b> For monthly frequency – ₹ 500 and in multiples of ₹ 1 thereafter For quarterly frequency – ₹ 1000 and in multiples of ₹ 1 thereafter
Entry Load	Nil
Exit Load	Nil
Benchmark	BSE 500 TRI
Investment Options/Plans	● Regular Plan - Payout of Income Distribution cum Capital Withdrawal Option ● Regular Plan - Growth Option ● Direct Plan - Payout of Income Distribution cum Capital Withdrawal Option ● Direct Plan - Growth Option
Fund Manager	Mr. Vishal Mishra / Mr. Shridatta Bhandwaladar

<sup>®</sup>Monthend AUM as on 31.12.2024

## PERFORMANCE AT A GLANCE

(as on December 31, 2024)

### CANARA ROBECO ELSS TAX SAVER - Regular Plan Growth option

**Fund Manager:** (1) Mr. Vishal Mishra is managing the scheme since 26-June-21 (2) Mr. Shridatta Bhandwaladar is managing the scheme since 01-October-19.

Period	Returns (%)			Current Value of Standard Investment of ₹ 10000		
	Scheme	BSE 500 TRI <sup>#</sup>	BSE SENSEX TRI <sup>##</sup>	Scheme	BSE 500 TRI <sup>#</sup>	BSE SENSEX TRI <sup>##</sup>
Last 1 Year	17.35	15.67	9.41	11751	11581	10949
Last 3 Years	13.20	15.35	11.69	14511	15354	13939
Last 5 Years	20.06	19.04	14.99	24973	23931	20123
Since Inception	19.22	17.52	15.97	164283	130598	105805

The past performance may or may not be sustained in the future. Returns are based on NAV of Regular Plan – Growth Option and are calculated on compounded annualized basis for a period of more than (or equal to) a year and Simple annualized basis for a period less than a year. Inception date of Regular Plan Growth Option : 02-February-2009. Inception date of Scheme March 31, 1993. Different plans have a different expense structure.

### CANARA ROBECO ELSS TAX SAVER - Regular Plan IDCW Option

**Fund Manager:** (1) Mr. Vishal Mishra is managing the scheme since 26-June-21 (2) Mr. Shridatta Bhandwaladar is managing the scheme since 01-October-19.

Period	Returns (%)			Current Value of Standard Investment of ₹ 10000		
	Scheme	BSE 500 TRI <sup>#</sup>	BSE SENSEX TRI <sup>##**</sup>	Scheme	BSE 500 TRI <sup>#</sup>	BSE SENSEX TRI <sup>##**</sup>
Last 1 Year	17.37	15.67	9.41	11753	11581	10949
Last 3 Years	13.20	15.35	11.69	14512	15354	13939
Last 5 Years	20.07	19.04	14.99	24978	23931	20123
Since Inception	15.23	-	13.32	903208	-	530908

The past performance may or may not be sustained in the future. Returns are based on NAV of Regular Plan - IDCW Option and are calculated on compounded annualized basis for a period of more than (or equal to) a year and Simple annualized basis for a period less than a year. Inception Date: March 31, 1993. Different plans have a different expense structure. \*\* Since inception return for the benchmark is Composite return - "As TRI data is not available since inception of the scheme, benchmark performance is calculated using composite CAGR of BSE SENSEX TRI Index. PRI values from 31 March 1993 to 19 Aug, 1996 and TRI values since 19 Aug, 1996 are considered." Since inception market value of Rs.10,000 invested for benchmark is calculated using rebased value of TRI Index

Scheme Benchmark<sup>#</sup> ● Additional Benchmark<sup>##</sup> ● -: Corresponding Benchmark values not available ● Load is not taken into consideration for computation of returns. Returns of IDCW Option under the scheme for the investor would be net of tax deducted at source.

## Scheme Performance - Fund Manager wise

(as on December 31, 2024)

**Fund Manager: Mr. Vishal Mishra**

Scheme Names	CAGR (%)							
	1 Year Return		3 Years Return		5 Years Return		Since Inception	
	Scheme	Benchmark <sup>#</sup>	Scheme	Benchmark <sup>#</sup>	Scheme	Benchmark <sup>#</sup>	Scheme	Benchmark <sup>#</sup>
CANARA ROBECO INFRASTRUCTURE	34.94	29.74	27.65	34.03	28.75	31.65	15.54	-
CANARA ROBECO ELSS TAX SAVER	17.35	15.67	13.20	15.35	20.06	19.04	19.22	17.52
CANARA ROBECO BLUE CHIP EQUITY FUND	17.63	13.20	13.21	13.96	17.32	16.94	13.33	12.36
CANARA ROBECO VALUE FUND	17.18	15.67	20.26	15.35	N.A	-	19.05	14.31
CANARA ROBECO MULTI CAP FUND	21.32	19.17	N.A	-	N.A	-	27.66	27.16

Note:

- Mr. Vishal Mishra manages 5 open-ended schemes of Canara Robeco Mutual Fund.
- Period for which scheme's performance has been provided is computed basis last day of the month-end preceding the date of advertisement
- Different plans shall have a different expense structure. The performance details provided herein are of Regular plan - Growth Option
- Past performance may or may not be sustained in the future.
- : Corresponding values not available
- N.A.- Not Applicable because scheme is in existence for less than 3 years or 5 years respectively.

## Fund Manager: Mr. Shridatta Bhandwaldar

Scheme Names	CAGR (%)									
	6 Months Return**		1 Year Return		3 Years Return		5 Years Return		Since Inception	
	Scheme	Benchmark#	Scheme	Benchmark#	Scheme	Benchmark#	Scheme	Benchmark#	Scheme	Benchmark#
CANARA ROBECO SMALL CAP FUND			23.03	26.96	20.30	22.66	33.32	30.66	26.72	26.32
CANARA ROBECO INFRASTRUCTURE			34.94	29.74	27.65	34.03	28.75	31.65	15.54	-
CANARA ROBECO CONSUMER TRENDS FUND			20.15	13.20	17.28	13.96	20.40	16.94	16.79	12.76
CANARA ROBECO FOCUSED EQUITY FUND			23.33	15.67	15.70	15.35	N.A	-	19.80	18.08
CANARA ROBECO EMERGING EQUITIES			26.08	18.51	15.49	18.03	21.30	22.17	17.74	-
CANARA ROBECO FLEXICAP FUND*			17.72	15.67	12.49	15.35	18.19	19.04	17.77	16.60*
CANARA ROBECO ELSS TAX SAVER			17.35	15.67	13.20	15.35	20.06	19.04	19.22	17.52
CANARA ROBECO EQUITY HYBRID FUND			15.23	12.69	11.91	11.85	15.53	14.59	11.74	-
CANARA ROBECO BLUE CHIP EQUITY FUND			17.63	13.20	13.21	13.96	17.32	16.94	13.33	12.36
CANARA ROBECO MID CAP FUND			27.00	26.55	N.A	-	N.A	-	27.48	30.71
CANARA ROBECO MULTI CAP FUND			21.32	19.17	N.A	-	N.A	-	27.66	27.16
CANARA ROBECO MANUFACTURING FUND**	-2.83	-9.98	N.A	-	N.A	-	N.A	-	28.33	18.40

## Note:

- Mr. Shridatta Bhandwaldar manages 13 open-ended schemes of Canara Robeco Mutual Fund.
- Period for which scheme's performance has been provided is computed basis last day of the month-end preceding the date of advertisement.
- Different plans shall have a different expense structure. The performance details provided herein are of Regular plan - Growth Option.
- Past performance may or may not be sustained in the future.
- : Corresponding Benchmark values not available
- N.A.- Not Applicable because scheme is in existence for less than 1 year or 3 years respectively.
- \*Since inception return for the benchmark is Composite return - "As TRI data is not available since inception of the scheme, benchmark performance is calculated using composite CAGR of BSE 500 TRI Index. PRI values from 16th Sept 2003 to 1st Aug, 2006 and TRI values since 1st Aug, 2006 are considered.
- Canara Robeco Balanced Advantage Fund has not completed 6 months, hence the performance details are not provided.
- \*\*Scheme has been in existence for more than six months but less than one year, therefore returns shown above are based on simple annualized growth rate of the scheme for the past 6 months and since inception.

## SIP RETURNS

(as on December 31, 2024)

## CANARA ROBECO ELSS TAX SAVER

Fund Manager: Mr. Vishal Mishra &amp; Mr. Shridatta Bhandwaldar

	Since Inception	15 YR	10 yr	7 yr	5 yr	3 yr	1 yr
Total Amt invested (INR)	1910000	1800000	1200000	840000	600000	360000	120000
Market Value (INR)	7869261	6620441	2916331	1638186	981914	473043	125714
Scheme Returns	16.05%	15.81%	16.91%	18.73%	19.78%	18.55%	8.94%
BSE 500 TRI#	15.12%	15.09%	16.37%	18.21%	20.25%	17.39%	5.59%
BSE SENSEX TRI##	13.46%	13.36%	13.76%	13.27%	12.49%	11.92%	3.29%
Inception Date(Canara Robeco ELSS Tax Saver- Reg Growth Plan)		02-Feb-09					

Note: Since benchmark index values are not available since inception of the scheme, returns for benchmark index, for all the periods is calculated based on "Rebased Values" of TRI values of Index.

1. Investment date is taken to be 1st of the month or next business day if 1st is a holiday and investment of ₹ 10000 is taken. Returns are as on December 31, 2024 and are based on XIRR approach. 2. The calculations are based on the regular growth plan NAVs. 3. NA : Not Applicable as Benchmark index data not available for the period 4.Past performance may or may not be sustained in the future. Scheme Benchmark #, Additional benchmark##

**Disclaimer :** The information used towards formulating the outlook have been obtained from sources published by third parties. While such publications are believed to be reliable, the opinions expressed in this document are of personal nature and does not constitute the views of Canara Robeco Asset Management. It is hereby expressly stated that, neither the AMC, its officers, the trustees, the Fund or any of their affiliates or representatives assume any responsibility for the accuracy of such information or the views thereof. Further, CRMF, its Sponsors, its Trustees, CRAMC, its employees, officer, Directors, etc. assume no financial liability whatsoever to the user of this document. This document is for general information purposes only and should not construed as solicitation to invest in the Mutual Fund schemes.

**Mutual fund investments are subject to market risks, read all scheme related documents carefully.**

## Canara Robeco Mutual Fund

Investment Manager : Canara Robeco Asset Management Co. Ltd. Construction House, 4th Floor, 5, Walchand Hirachand Marg, Ballard Estate, Mumbai 400 001. Tel.: 6658 5000 Fax: 6658 5012 / 13. www.canararobeco.com Toll Free No : 1800 209 2726 CIN No : U65990MH1993PLC071003

Distributed by :

**CANARA ROBECO**  
Mutual Fund