

# A FLEXIBLE INVESTMENT APPROACH TO HELP YOU MOVE TOWARDS YOUR GOAL.

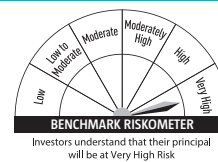
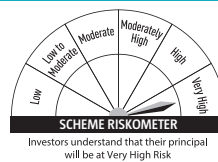
Invest now in Canara Robeco Flexi Cap Fund.

## CANARA ROBECO FLEXICAP FUND

(Flexi Cap Fund - An open-ended dynamic equity scheme investing across large cap, mid cap, small cap stocks)

### This product is suitable for investors who are seeking\*:

- Capital appreciation over long term
- Investment in equity and equity related instruments across large cap, mid cap, small cap stocks

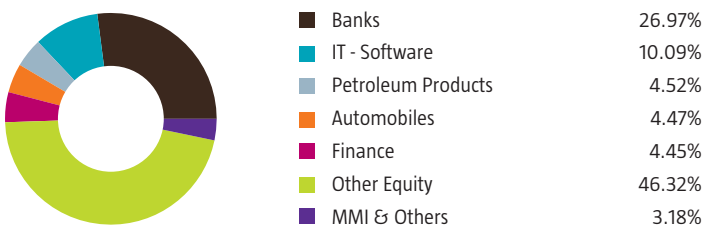


\*Investors should consult their financial advisers if in doubt about whether the product is suitable for them.

Canara Robeco Flexi Cap Fund aims to provide an investment opportunity in the Indian companies with sustainable business models to gain from the Indian Growth Story. These companies are selected based on "Top Down" as well as "Bottom Up" research based approach.

- **Focused on large caps with few high conviction mid-cap and small cap ideas** – Large-cap companies relatively aims to render stability and liquidity to the portfolio and select mid and small cap companies yield higher returns in the long term as the companies grow in size and in market capitalization
- **Investment Style** – Fund follows GARP (Growth at Reasonable Price) style of investing
- **Investor Profile** – The fund may form the 'CORE' part of an investor's equity portfolio.

### Sector Allocation (as on 31st January, 2023)



Note: The scheme may or may not have any future position in these sector(s).

### Portfolio Characteristics (as on 31st January, 2023)

Portfolio is spread across 58 stocks with Top 10 Stocks contributing to 45.94% of the Net Assets.

Name of the Company	Industry Classification	% of Net Assets
HDFC Bank Ltd	Banks	9.47
ICICI Bank Ltd	Banks	7.49
Infosys Ltd	IT - Software	6.34
Reliance Industries Ltd	Petroleum Products	4.52
State Bank of India	Banks	3.92
Axis Bank Ltd	Banks	3.32
Hindustan Unilever Ltd	Diversified Fmcg	3.16
Larsen & Toubro Ltd	Construction	2.95
Bharti Airtel Ltd	Telecom - Services	2.45
Sun Pharmaceutical Industries Ltd	Pharmaceuticals & Biotechnology	2.32

### MARKET CAPITALIZATION (as on 31st January, 2023)



### Fund Specifics

<b>Fund Inception</b>	: September 16, 2003
<b>Investment Objective</b>	: To generate capital appreciation by investing in equity and equity related securities. However, there can be no assurance that the investment objective of the scheme will be realized.
<b>Monthend AUM (₹)*</b>	: 8,608.80 Crores
<b>Asset Allocation</b>	: Equity & Equity Related Instruments - 65% to 100% (Risk- High) Debt and money- market instruments - 0% to 35% (Risk- Low to medium) Reits/Invits - 0% to 10% (Risk- Medium to High)
<b>Minimum Investment Amount</b>	: ₹ 5000 and in multiples of ₹ 1 thereafter <b>Subsequent purchases:</b> Minimum amount of ₹ 1000 and multiples of ₹ 1 thereafter <b>SIP:</b> For any date / monthly frequency ₹ 1000 and in multiples of ₹ 1 thereafter. For quarterly frequency ₹ 2000 and in multiples of ₹ 1 thereafter <b>STP:</b> For Daily/Weekly/Monthly frequency ₹ 1000 and in multiples of ₹ 1 thereafter. For quarterly frequency ₹ 2000 and in multiples of ₹ 1 thereafter <b>SWP:</b> For monthly frequency ₹ 1000 and in multiples of ₹ 1 thereafter. For quarterly frequency ₹ 2000 and in multiples of ₹ 1 thereafter
<b>Entry Load</b>	: Nil
<b>Exit Load</b>	: 1% - if redeemed/switched out within 1 year from the date of allotment, Nil – if redeemed / switched out after 1 year from the date of allotment.
<b>Benchmark</b>	: S&P BSE 500 TRI
<b>Plans / Options</b>	: Regular Plan - Reinvestment of Income Distribution cum Capital Withdrawal Option Regular Plan - Payout of Income Distribution cum Capital Withdrawal Option Regular Plan - Growth Option Direct Plan - Reinvestment of Income Distribution cum Capital Withdrawal Option Direct Plan - Payout of Income Distribution cum Capital Withdrawal Option Direct Plan - Growth Option
<b>Fund Manager</b>	: Mr. Shridatta Bhandwalkar

\*Monthend AUM as on 31.01.2023

**PERFORMANCE AT A GLANCE**

(as on January 31, 2023)

**CANARA ROBECO FLEXICAP FUND**

Fund Managers: (1) Mr. Shridatta Bhandwalidar is managing the scheme since 5-July-16

Period	Returns (%)			Current Value of Standard Investment of ₹ 10000		
	Scheme	S&P BSE 500 TRI <sup>#</sup>	S&P BSE SENSEX TRI <sup>##</sup>	Scheme	S&P BSE 500 TRI <sup>#</sup>	S&P BSE SENSEX TRI <sup>##</sup>
Last 1 Year	-3.38	1.66	3.98	9662	10166	10398
Last 3 Years	14.81	16.46	14.83	15138	15800	15147
Last 5 Years	11.58	10.54	11.91	17301	16508	17559
Since Inception	17.27	15.87*	17.02	219430	175462	210643

The past performance may or may not be sustained in the future. Returns are based on NAV of Regular Plan – Growth Option and are calculated on compounded annualized basis for a period of more than (or equal to) a year and absolute basis for a period less than a year. Inception Date: September 16, 2003. Different plans have a different expense structure. \*Canara Robeco Flexicap Fund - Regular Plan - Growth Option: As scheme benchmark TRI data is not available since inception of the scheme, benchmark performance is calculated using composite CAGR of S&P BSE 500 PRI values from 16-Sep-2003 to 31-Jul-06 and TRI values since 01-Aug-06.

**Scheme Performance - Fund Manager wise**

(as on January 31, 2023)

Fund Manager: Mr. Shridatta Bhandwalidar

Scheme Names	CAGR (%)							
	1 Year Return		3 Years Return		5 Years Return		Since Inception	
	Scheme	Benchmark <sup>#</sup>	Scheme	Benchmark <sup>#</sup>	Scheme	Benchmark <sup>#</sup>	Scheme	Benchmark <sup>#</sup>
CANARA ROBECO SMALL CAP FUND	2.34	-4.67	31.83	22.40	N.A	-	24.86	19.64
CANARA ROBECO INFRASTRUCTURE	4.85	2.23	20.65	21.42	9.23	5.94	12.96	-
CANARA ROBECO CONSUMER TRENDS FUND	3.21	3.27	16.12	15.60	12.85	10.90	15.42	11.67
CANARA ROBECO FOCUSED EQUITY FUND	-0.25	1.66	N.A	-	N.A	-	12.39	11.54
CANARA ROBECO EMERGING EQUITIES	-3.16	2.13	15.83	18.07	10.31	10.94	16.63	-
CANARA ROBECO FLEXICAP FUND	-3.38	1.66	14.81	16.46	11.58	10.54	17.27	15.87*
CANARA ROBECO EQUITY TAX SAVER FUND	-2.26	1.66	17.65	16.46	13.23	10.54	18.63	16.63
CANARA ROBECO EQUITY HYBRID FUND	-0.36	2.94	12.73	13.23	10.33	10.13	11.25	-
CANARA ROBECO BLUE CHIP EQUITY FUND	-0.97	3.27	14.24	15.60	11.94	10.90	12.00	11.13
CANARA ROBECO CONSERVATIVE HYBRID FUND	2.28	3.42	8.14	7.78	7.85	7.93	10.06	8.74

Note:

- Mr. Shridatta Bhandwalidar manages 11 open-ended schemes of Canara Robeco Mutual Fund.
- Period for which scheme's performance has been provided is computed basis last day of the month-end preceding the date of advertisement
- Different plans shall have a different expense structure. The performance details provided herein are of Regular plan - Growth Option.
- Past performance may or may not be sustained in the future.
- : Corresponding Benchmark values not available
- N.A.- Not Applicable because scheme is in existence for less than 3 years or 5 years respectively.
- \*Canara Robeco Flexicap Fund - Regular Plan - Growth Option: As scheme benchmark TRI data is not available since inception of the scheme, benchmark performance is calculated using composite CAGR of S&P BSE 500 PRI values from 16-Sep-2003 to 31-Jul-06 and TRI values since 01-Aug-06.

**SIP RETURNS**

(as on January 31, 2023)

**CANARA ROBECO FLEXICAP FUND**

Fund Manager: Mr. Shridatta Bhandwalidar

	Since Inception	15 YR	10 yr	7 yr	5 yr	3 yr	1 yr
Total Amt invested (INR)	2330000	1800000	1200000	840000	600000	360000	120000
Market Value (INR)	11426602	5479718	2406015	1369263	846292	439571	119913
Scheme Returns	14.46%	13.63%	13.33%	13.71%	13.72%	13.40%	-0.13%
S&P BSE 500 TRI <sup>#</sup>	13.44%	13.15%	13.68%	13.93%	14.75%	17.16%	2.43%
S&P BSE SENSEX TRI <sup>##</sup>	13.45%	12.85%	13.42%	14.30%	14.47%	16.31%	5.94%
Inception Date	16-Sep-03						

1. Investment date is taken to be 1st of the month or next business day if 1st is a holiday and investment of ₹ 10000 is taken. Returns are as on 31st January, 2023 and are based on XIRR approach. 2. The calculations are based on the regular growth plan NAVs. 3. Past performance may or may not be sustained in the future. Scheme Benchmark<sup>#</sup>, Additional benchmark<sup>##</sup>


**Disclaimer:** The information provided in this document is only for reading purpose and do not constitute any guidelines or recommendation on any course of action to be followed by the reader. Recipients of this document should rely on information/data arising out of their own investigations. Readers are advised to seek independent professional advice, verify the contents and arrive at an informed investment decision before making any investments. Investor shall note that there is no assurance or guarantee that the investment objective of the scheme will be achieved. None of the Sponsor, the Investment Manager, the Trustees, their respective directors, employees, associates or representatives shall be liable for any direct, indirect, special, incidental, consequential, punitive or exemplary damages, including lost profits arising in any way from the information contained in this material.

**Mutual fund investments are subject to market risks, read all scheme related documents carefully.**

**Canara Robeco Mutual Fund**

Investment Manager : Canara Robeco Asset Management Co. Ltd. Construction House, 4th Floor, 5, Walchand Hirachand Marg, Ballard Estate, Mumbai 400 001.  
Tel.: 6658 5000 Fax: 6658 5012 / 13. www.canararobeco.com Toll Free No : 1800 209 2726 CIN No : U65990MH1993PLC071003

Distributed by :



**CANARA ROBECO**  
Mutual Fund