

## CANARA ROBECO FOCUSED EQUITY FUND

Focused Fund - An open ended equity scheme investing in maximum of 30 stocks in large cap, mid cap and small cap companies

### This product is suitable for investors who are seeking\*:

- Long term capital appreciation
- Investment in equity and equity related securities across market capitalisation in maximum 30 stocks.



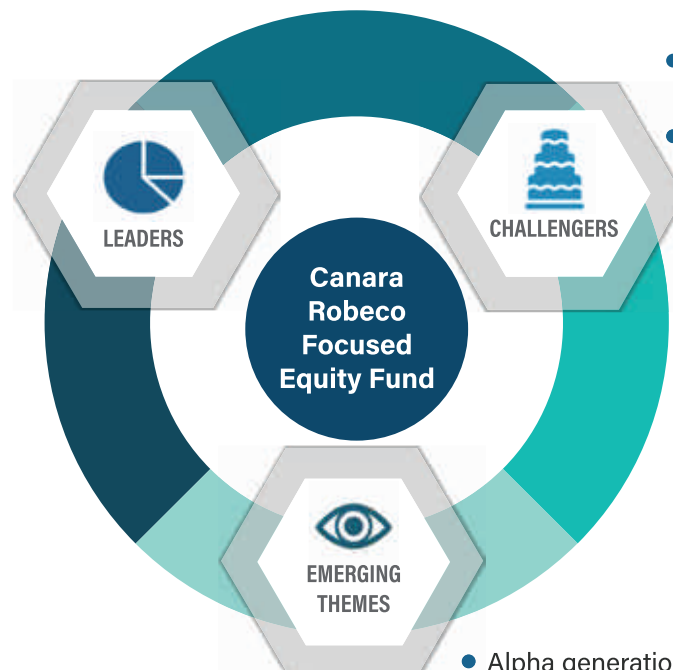
\*Investors should consult their financial advisers if in doubt about whether the product is suitable for them.

### Introduction:

Canara Robeco Focused Equity Fund is an open-ended equity scheme which takes a concentrated exposure in not more than 30 high conviction stocks across market capitalisation depending on the growth opportunities. The fund may benefit from the active allocation to the select best ideas with an aim to achieve optimal portfolio diversification across sectors to manage risk. The fund's portfolio focuses on high quality and high growth stocks while remaining market capitalisation agnostic but sensitive to liquidity constraints. Further, the fund strategy intends to have a good combination of 'Leaders' with proven track record across market cycles to provide stability, 'Challengers' with improving market share to provide growth to the portfolio and 'Emerging Themes' or cyclical turnaround beneficiaries.

## Benefits of Portfolio Creation Approach

- Compounding over medium term
- Steadiness to portfolio
- High downside protection
- Low volatility



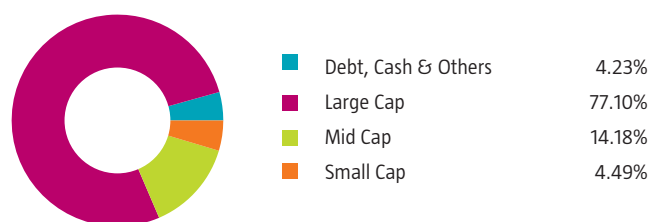
- Aim for superiorearnings and capital appreciation as against leaders
- Good proxy to market leader in the segment
- Market share expansion could lead to higher compounding

- Alpha generation through new themes and cyclical tailwinds in specific sector/sectors

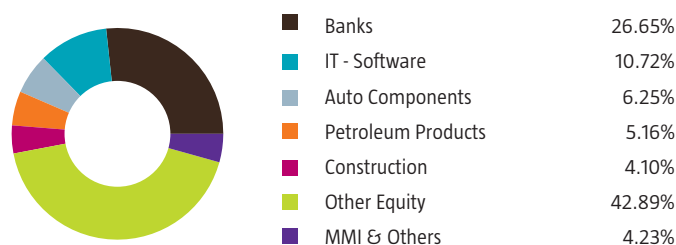
### Why Canara Robeco Focused Equity Fund :

- ▶ Fund is **endeavor** to have "concentrated portfolio" of high quality and high growth companies
- ▶ Fund is having "market capitalisation agnostic" portfolio while being sensitive to liquidity constraints
- ▶ Fund aims to invest in "leaders" with proven track record across market cycles which would provide stability and compounding to portfolio
- ▶ Fund looks/invests in "challengers" with improving market share to lend alpha to portfolio through superior earnings growth
- ▶ Can be part of the 'CORE' portfolio of an investor's equity allocation

## MARKET CAPITALIZATION (as on 31st January, 2023)



## Sector Allocation (as on 31st January, 2023)



Note: The scheme may or may not have any future position in these sector(s).

## Top 10 Holdings for (as on 31st January, 2023)

Portfolio is spread across 29 stocks with Top 10 Stocks contributing to 55.13% of the Net Assets.

Name of the Company	Industry Classification	% of Net Assets
HDFC Bank Ltd	Banks	9.76
ICICI Bank Ltd	Banks	8.75
Infosys Ltd	IT - Software	7.83
Reliance Industries Ltd	Petroleum Products	5.16
State Bank of India	Banks	4.66
Larsen & Toubro Ltd	Construction	4.10
Bharti Airtel Ltd	Telecom - Services	3.95
Ultratech Cement Ltd	Cement & Cement Products	3.82
Hindustan Unilever Ltd	Diversified Fmcg	3.62
Axis Bank Ltd	Banks	3.48

## Fund Specifics

<b>Fund Inception</b>	: May 17, 2021
<b>Investment Objective</b>	: The investment objective of the scheme is to generate long term capital appreciation/income by investing in equity and equity related instruments across market capitalization of up to 30 companies, However, there can be no assurance that the investment objective of the Scheme will be realized.
<b>Monthend AUM (₹)*</b>	: 1,688.42 Crores
<b>Asset Allocation</b>	: Equity and Equity-related Instruments* 65% to 100% (Risk Medium to High) Debt and Money Market Instruments 0% to 35% (Risk Low to Medium) Units issued by REITs and InvITs 0% to 10% (Risk Medium to High) Units of MF schemes 0% to 5% (Risk Medium to High) Equity Exchange Traded Funds 0% to 10% (Risk Medium to High) *Subject to overall limit of 30 stocks
<b>Minimum Investment Amount</b>	: <b>Lumpsum Purchase:</b> ₹ 5000 and in multiples of ₹ 1 thereafter <b>Subsequent purchases:</b> Minimum amount of ₹ 1000 and multiples of ₹ 1 thereafter <b>SIP:</b> For any date/monthly frequency – ₹1000 and in multiples of ₹1 thereafter. For quarterly frequency – ₹2000 and in multiples of ₹1 thereafter <b>STP:</b> For Daily/Weekly/Monthly frequency – ₹1000 and in multiples of ₹1 thereafter. For quarterly frequency – ₹2000 and in multiples of ₹1 thereafter <b>SWP:</b> For monthly frequency – ₹1000 and in multiples of ₹1 thereafter. For quarterly frequency – ₹2000 and in multiples of ₹1 thereafter
<b>Entry Load</b>	: Nil
<b>Exit Load</b>	: 1% - If redeemed/switched out within 365 days from the date of allotment. Nil - if redeemed/switched out after 365 days from the date of allotment
<b>Benchmark</b>	: S&P BSE 500 TRI
<b>Plans / Options</b>	: Regular Plan - Reinvestment of Income Distribution cum Capital Withdrawal Option Regular Plan - Payout of Income Distribution cum Capital Withdrawal Option Regular Plan - Growth Option  Direct Plan - Reinvestment of Income Distribution cum Capital Withdrawal Option Direct Plan - Payout of Income Distribution cum Capital Withdrawal Option Direct Plan - Growth Option
<b>Fund Manager</b>	: Mr. Shridatta Bhandwalder (Fund Manager) / Mr. Amit Kadam (Assistant Fund Manager)

\*Monthend AUM as on 31.01.2023

## PERFORMANCE AT A GLANCE

(as on January 31, 2023)

### CANARA ROBECO FOCUSED EQUITY FUND

Fund Manager: (1) Mr. Shridatta Bhandwalder is managing the scheme since 17-May-21. (2) Mr. Amit Kadam is managing the scheme since 01-October-21.

Period	Returns (%)			Current Value of Standard Investment of ₹ 10000		
	Scheme	S&P BSE 500 TRI <sup>#</sup>	S&P BSE SENSEX TRI <sup>##</sup>	Scheme	S&P BSE 500 TRI <sup>#</sup>	S&P BSE SENSEX TRI <sup>##</sup>
Last 1 Year	-0.25	1.66	3.98	9975	10166	10398
Since Inception	12.39	11.54	12.72	12210	12052	12271

The past performance may or may not be sustained in the future. Returns are based on NAV of Regular Plan – Growth Option and are calculated on compounded annualized basis for a period of more than (or equal to) a year and absolute basis for a period less than a year. Inception Date: May 17, 2021. Different plans have a different expense structure. The scheme has been in existence for more than 1 year but less than 3 years.

## Scheme Performance - Fund Manager wise

(as on January 31, 2023)

Fund Manager: Mr. Shridatta Bhandwaladar

Scheme Names	CAGR (%)							
	1 Year Return		3 Years Return		5 Years Return		Since Inception	
	Scheme	Benchmark <sup>#</sup>	Scheme	Benchmark <sup>#</sup>	Scheme	Benchmark <sup>#</sup>	Scheme	Benchmark <sup>#</sup>
CANARA ROBECO SMALL CAP FUND	2.34	-4.67	31.83	22.40	N.A	-	24.86	19.64
CANARA ROBECO INFRASTRUCTURE	4.85	2.23	20.65	21.42	9.23	5.94	12.96	-
CANARA ROBECO CONSUMER TRENDS FUND	3.21	3.27	16.12	15.60	12.85	10.90	15.42	11.67
CANARA ROBECO FOCUSED EQUITY FUND	-0.25	1.66	N.A	-	N.A	-	12.39	11.54
CANARA ROBECO EMERGING EQUITIES	-3.16	2.13	15.83	18.07	10.31	10.94	16.63	-
CANARA ROBECO FLEXICAP FUND	-3.38	1.66	14.81	16.46	11.58	10.54	17.27	15.87*
CANARA ROBECO EQUITY TAX SAVER FUND	-2.26	1.66	17.65	16.46	13.23	10.54	18.63	16.63
CANARA ROBECO EQUITY HYBRID FUND	-0.36	2.94	12.73	13.23	10.33	10.13	11.25	-
CANARA ROBECO BLUE CHIP EQUITY FUND	-0.97	3.27	14.24	15.60	11.94	10.90	12.00	11.13
CANARA ROBECO CONSERVATIVE HYBRID FUND	2.28	3.42	8.14	7.78	7.85	7.93	10.06	8.74

## Note:

- Mr. Shridatta Bhandwaladar manages 11 open-ended schemes of Canara Robeco Mutual Fund.
- Period for which scheme's performance has been provided is computed basis last day of the month-end preceding the date of advertisement
- Different plans shall have a different expense structure. The performance details provided herein are of Regular plan - Growth Option.
- Past performance may or may not be sustained in the future.
- : Corresponding Benchmark values not available
- N.A.- Not Applicable because scheme is in existence for less than 3 years or 5 years respectively.
- \*Canara Robeco Flexicap Fund - Regular Plan - Growth Option: As scheme benchmark TRI data is not available since inception of the scheme, benchmark performance is calculated using composite CAGR of S&P BSE 500 PRI values from 16-Sep-2003 to 31-Jul-06 and TRI values since 01-Aug-06.

Assistant Fund Manager: Mr. Amit Kadam

Scheme Names	CAGR (%)							
	1 Year Return		3 Years Return		5 Years Return		Since Inception	
	Scheme	Benchmark <sup>#</sup>	Scheme	Benchmark <sup>#</sup>	Scheme	Benchmark <sup>#</sup>	Scheme	Benchmark <sup>#</sup>
CANARA ROBECO FOCUSED EQUITY FUND	-0.25	1.66	N.A	-	N.A	-	12.39	11.54

## Note:

- Mr. Amit Kadam manage 1 open-ended schemes of Canara Robeco Mutual Fund.
- Period for which scheme's performance has been provided is computed basis last day of the month-end preceding the date of advertisement
- Different plans shall have a different expense structure. The performance details provided herein are of Regular plan - Growth Option
- Past performance may or may not be sustained in the future.
- : Corresponding Benchmark values not available
- N.A.- Not Applicable because scheme is in existence for less than 3 year.

## SIP RETURNS

(as on January 31, 2023)

CANARA ROBECO FOCUSED EQUITY FUND

Fund Manager: Mr. Shridatta Bhandwaladar / Amit Kadam

	Since Inception	1 yr
Total Amt invested	210000	120000
Market Value	218808	121800
Scheme Returns	4.57%	2.78%
S&P BSE 500 TRI <sup>#</sup>	4.29%	2.43%
S&P BSE SENSEX TRI <sup>##</sup>	6.37%	5.94%
Inception Date	17-May-21	

1. Investment date is taken to be 1st of the month or next business day if 1st is a holiday and investment of ₹ 10000 is taken. Returns are as on 31st January, 2023 and are based on XIRR approach. 2. The calculations are based on the regular growth plan NAVs. 3. Past performance may or may not be sustained in the future. Scheme Benchmark<sup>#</sup>, Additional benchmark<sup>##</sup>

**Disclaimer:** The information provided in this document is only for reading purpose and do not constitute any guidelines or recommendation on any course of action to be followed by the reader. Recipients of this document should rely on information/data arising out of their own investigations. Readers are advised to seek independent professional advice, verify the contents and arrive at an informed investment decision before making any investments. Investor shall note that there is no assurance or guarantee that the investment objective of the scheme will be achieved. None of the Sponsor, the Investment Manager, the Trustees, their respective directors, employees, associates or representatives shall be liable for any direct, indirect, special, incidental, consequential, punitive or exemplary damages, including lost profits arising in any way from the information contained in this material.

**Mutual fund investments are subject to market risks, read all scheme related documents carefully.**

## Canara Robeco Mutual Fund

Investment Manager : Canara Robeco Asset Management Co. Ltd. Construction House, 4th Floor, 5, Walchand Hirachand Marg, Ballard Estate, Mumbai 400 001. Tel.: 6658 5000 Fax: 6658 5012 / 13. www.canararobeco.com Toll Free No : 1800 209 2726 CIN No : U65990MH1993PLC071003

Distributed by :

**CANARA ROBECO**  
Mutual Fund