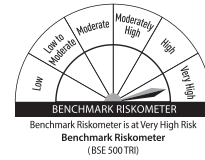


CANARA ROBECO FOCUSED EQUITY FUND

Focused Fund - An open ended equity scheme investing in maximum of 30 stocks in large cap, mid cap and small cap companies

This product is suitable for investors who are seeking*:

- Long term capital appreciation
- Investment in equity and equity related securities across market capitalisation in maximum 30 stocks.



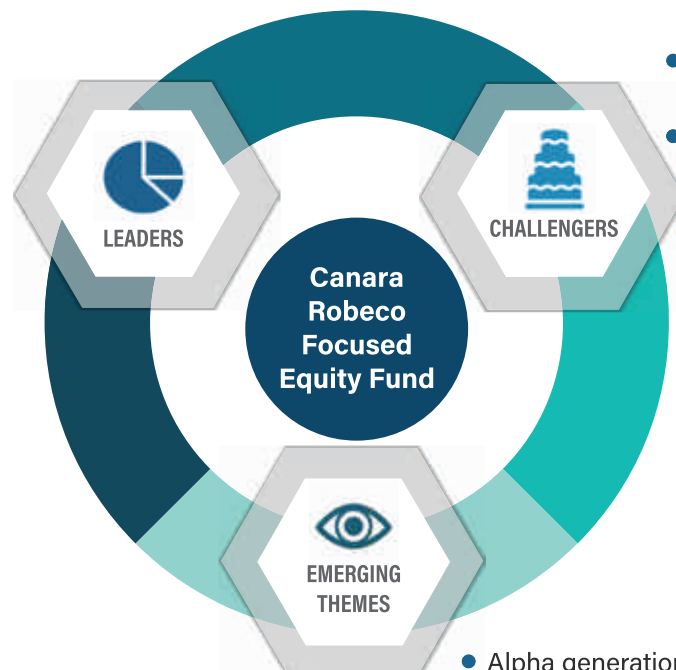
*Investors should consult their financial advisers if in doubt about whether the product is suitable for them.

Introduction:

Canara Robeco Focused Equity Fund is an open-ended equity scheme which takes a concentrated exposure in not more than 30 high conviction stocks across market capitalisation depending on the growth opportunities. The fund may benefit from the active allocation to the select best ideas with an aim to achieve optimal portfolio diversification across sectors to manage risk. The fund's portfolio focuses on high quality and high growth stocks while remaining market capitalisation agnostic but sensitive to liquidity constraints. Further, the fund strategy intends to have a good combination of 'Leaders' with proven track record across market cycles to provide stability, 'Challengers' with improving market share to provide growth to the portfolio and 'Emerging Themes' or cyclical turnaround beneficiaries.

Benefits of Portfolio Creation Approach

- Compounding over medium term
- Steadiness to portfolio
- High downside protection
- Low volatility



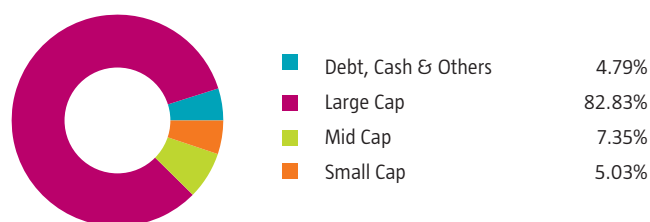
- Aim for superiorearnings and capital appreciation as against leaders
- Good proxy to market leader in the segment
- Market share expansion could lead to higher compounding

- Alpha generation through new themes and cyclical tailwinds in specific sector/sectors

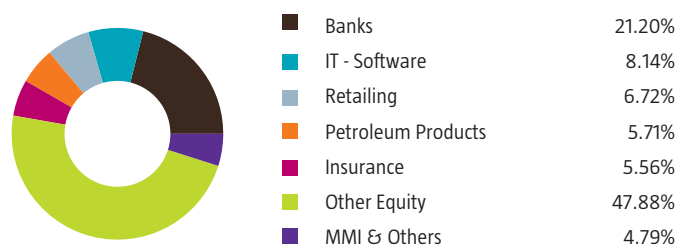
Why Canara Robeco Focused Equity Fund :

- ▶ Fund is **endeavor** to have "concentrated portfolio" of high quality and high growth companies
- ▶ Fund is having "market capitalisation agnostic" portfolio while being sensitive to liquidity constraints
- ▶ Fund aims to invest in "leaders" with proven track record across market cycles which would provide stability and compounding to portfolio
- ▶ Fund looks/invests in "challengers" with improving market share to lend alpha to portfolio through superior earnings growth
- ▶ Can be part of the 'CORE' portfolio of an investor's equity allocation

MARKET CAPITALIZATION (as on 31st May, 2024)



Sector Allocation (as on 31st May, 2024)



Note: The scheme may or may not have any future position in these sector(s).

Fund Specifics

Fund Inception	: May 17, 2021
Investment Objective	: The investment objective of the scheme is to generate long term capital appreciation/income by investing in equity and equity related instruments across market capitalization of up to 30 companies, However, there can be no assurance that the investment objective of the Scheme will be realized.
Monthend AUM (₹)*	: 2,293.30 Crores
Asset Allocation	: Equity and Equity-related Instruments* 65% to 100% (Risk - Very High) Debt and Money Market Instruments 0% to 35% (Risk Low to Medium) Units issued by REITs and InvITs 0% to 10% (Risk - Very High) Units of MF schemes 0% to 5% (Risk Medium to High) Equity Exchange Traded Funds 0% to 10% (Risk - Very High) *Subject to overall limit of 30 stocks
Minimum Investment Amount	: Lumpsum Purchase: ₹ 5000 and in multiples of ₹ 1 thereafter Subsequent purchases: Minimum amount of ₹ 1000 and multiples of ₹ 1 thereafter SIP: For any date/monthly frequency – ₹1000 and in multiples of ₹1 thereafter. For quarterly frequency – ₹2000 and in multiples of ₹1 thereafter STP: For Daily/Weekly/Monthly frequency – ₹1000 and in multiples of ₹1 thereafter. For quarterly frequency – ₹2000 and in multiples of ₹1 thereafter SWP: For monthly frequency – ₹1000 and in multiples of ₹1 thereafter. For quarterly frequency – ₹2000 and in multiples of ₹1 thereafter
Entry Load	: Nil
Exit Load	: 1% - If redeemed/switched out within 365 days from the date of allotment. Nil - if redeemed/switched out after 365 days from the date of allotment
Benchmark**	: BSE 500 TRI
Plans / Options	: Regular Plan - Reinvestment of Income Distribution cum Capital Withdrawal Option Regular Plan - Payout of Income Distribution cum Capital Withdrawal Option Regular Plan - Growth Option Direct Plan - Reinvestment of Income Distribution cum Capital Withdrawal Option Direct Plan - Payout of Income Distribution cum Capital Withdrawal Option Direct Plan - Growth Option
Fund Manager	: Mr. Shridatta Bhandwadar / Mr. Amit Kadam

*Monthend AUM as on 31.05.2024

**Please refer notice cum addendum no.13 dated June 07, 2024 for Change in Benchmark of certain Schemes with effect from June 01, 2024

PERFORMANCE AT A GLANCE

(as on 31st May, 2024)

CANARA ROBECO FOCUSED EQUITY FUND**

*Fund Manager: (1) Mr. Shridatta Bhandwadar is managing the scheme since 17-May-21. (2) Mr. Amit Kadam is managing the scheme since 10-April-24.

Period	Returns (%)			Current Value of Standard Investment of ₹ 10000		
	Scheme	BSE 500 TRI [#]	S&P BSE SENSEX TRI ^{##}	Scheme	BSE 500 TRI [#]	S&P BSE SENSEX TRI ^{##}
Last 1 Year	29.88	34.59	19.57	12998	13470	11963
Last 3 Years	17.91	18.06	13.92	16402	16462	14788
Since Inception	18.86	19.51	15.56	16910	17197	15522

The past performance may or may not be sustained in the future. Returns are based on NAV of Regular Plan – Growth Option and are calculated on compounded annualized basis for a period of more than (or equal to) a year and Simple annualized basis for a period less than a year. Inception Date: May 17, 2021. Different plans have a different expense structure. The scheme has been in existence for more than 1 year but less than 5 years. *Please refer notice cum addendum no.04 dated April 09, 2024 for change in the Fund Management Responsibilities schemes of CRMF with effect from April 10, 2024 **Please refer notice cum addendum no.13 dated June 07, 2024 for Change in Benchmark of certain Schemes with effect from June 01, 2024

● Scheme Benchmark[#] ● Additional Benchmark^{##} ● - : Corresponding Benchmark values not available ● Load is not taken into consideration for computation of returns. Returns of IDCW Option under the scheme for the investor would be net of tax deducted at source.

Fund Manager: Mr. Shridatta Bhandwalder

Scheme Names	CAGR (%)									
	6 Months Return**		1 Year Return		3 Years Return		5 Years Return		Since Inception	
	Scheme	Benchmark#	Scheme	Benchmark#	Scheme	Benchmark#	Scheme	Benchmark#	Scheme	Benchmark#
CANARA ROBECO SMALL CAP FUND			39.79	58.44	25.92	26.00	28.13	24.76	27.29	26.44
CANARA ROBECO INFRASTRUCTURE			71.98	115.65	35.58	43.01	26.72	28.20	15.90	-
CANARA ROBECO CONSUMER TRENDS FUND			30.58	27.27	19.07	16.09	19.74	16.09	16.75	12.84
CANARA ROBECO FOCUSED EQUITY FUND			29.88	34.59	17.91	18.06	N.A	-	18.86	19.51
CANARA ROBECO EMERGING EQUITIES			33.13	41.08	17.52	21.09	18.42	20.66	17.53	-
CANARA ROBECO FLEXICAP FUND*			27.80	34.59	15.09	18.06	16.70	18.02	17.83	16.77*
CANARA ROBECO ELSS TAX SAVER			30.15	34.59	15.98	18.06	18.41	18.02	19.43	17.78
CANARA ROBECO EQUITY HYBRID FUND			24.01	23.03	13.19	13.16	14.61	14.25	11.70	-
CANARA ROBECO BLUE CHIP EQUITY FUND			27.11	27.27	14.37	16.09	16.77	16.09	13.23	12.43
CANARA ROBECO MID CAP FUND			40.94	54.71	N.A	-	N.A	-	29.38	36.12
CANARA ROBECO MULTI CAP FUND**	32.46	36.57	N.A	-	N.A	-	N.A	-	33.06	35.67

Note:

- Mr. Shridatta Bhandwalder manages 12 open-ended schemes of Canara Robeco Mutual Fund .
- Period for which scheme's performance has been provided is computed basis last day of the month-end preceding the date of advertisement
- Different plans shall have a different expense structure. The performance details provided herein are of Regular plan - Growth Option.
- Past performance may or may not be sustained in the future.
- : Corresponding Benchmark values not available
- N.A. - Not Applicable because scheme is in existence for less than 1 year or 3 years respectively.
- *Since inception return for the benchmark is Composite return - "As TRI data is not available since inception of the scheme, benchmark performance is calculated using composite CAGR of S&P BSE 500 TRI Index. PRI values from 16th Sept 2003 to 1st Aug, 2006 and TRI values since 1st Aug, 2006 are considered.
- **Scheme has been in existence for more than six months but less than one year, therefore returns shown above are based on simple annualized growth rate of the scheme for the past 6 months from the last day of previous month-end /since inception.

Fund Manager: Mr. Amit Kadam

Scheme Names	CAGR (%)							
	1 Year Return		3 Years Return		5 Years Return		Since Inception	
	Scheme	Benchmark#	Scheme	Benchmark#	Scheme	Benchmark#	Scheme	Benchmark#
CANARA ROBECO FOCUSED EQUITY FUND	29.88	34.59	17.91	18.06	N.A	-	18.86	19.51
CANARA ROBECO CONSERVATIVE HYBRID FUND	10.54	10.41	7.18	7.18	8.96	8.83	10.09	8.88

Note:

- Mr. Amit Kadam manage 2 open-ended schemes of Canara Robeco Mutual Fund .
- Period for which scheme's performance has been provided is computed basis last day of the month-end preceding the date of advertisement
- Different plans shall have a different expense structure. The performance details provided herein are of Regular plan - Growth Option
- Past performance may or may not be sustained in the future.
- : Corresponding Benchmark values not available
- N.A. - Not Applicable because scheme is in existence for less than 3 year.

SIP RETURNS

(as on 31st May, 2024)

CANARA ROBECO FOCUSED EQUITY FUND*

*Fund Manager: Mr. Shridatta Bhandwalder / Mr. Amit Kadam

	Since Inception	3 yr	1 yr
Total Amt invested	370000	360000	120000
Market Value	495573	478663	137469
Scheme Returns	19.38%	19.41%	28.07%
BSE 500 TRI#	21.23%	21.34%	32.49%
S&P BSE SENSEX TRI##	14.62%	14.56%	17.27%
Inception Date	17-May-21		

*Please refer notice cum addendum no.04 dated April 09, 2024 for change in the Fund Management Responsibilities schemes of CRMF with effect from April 10, 2024

1. Investment date is taken to be 1st of the month or next business day if 1st is a holiday and investment of ₹ 10000 is taken. Returns are as on 31-May-2024 and are based on XIRR approach. 2. The calculations are based on the regular growth plan NAVs. 3. NA : Not Applicable as Benchmark index data not available for the period 4.*Please refer notice cum addendum no.13 dated June 07, 2024 for Change in Benchmark of certain Schemes with effect from June 01, 2024 5. Past performance may or may not be sustained in the future. Scheme Benchmark #, Additional benchmark##

Disclaimer: The information provided in this document is only for reading purpose and do not constitute any guidelines or recommendation on any course of action to be followed by the reader. Recipients of this document should rely on information/data arising out of their own investigations. Readers are advised to seek independent professional advice, verify the contents and arrive at an informed investment decision before making any investments. Investor shall note that there is no assurance or guarantee that the investment objective of the scheme will be achieved. None of the Sponsor, the Investment Manager, the Trustees, their respective directors, employees, associates or representatives shall be liable for any direct, indirect, special, incidental, consequential, punitive or exemplary damages, including lost profits arising in any way from the information contained in this material.

Mutual fund investments are subject to market risks, read all scheme related documents carefully.

Canara Robeco Mutual Fund

Investment Manager : Canara Robeco Asset Management Co. Ltd. Construction House, 4th Floor, 5, Walchand Hirachand Marg, Ballard Estate, Mumbai 400 001. Tel.: 6658 5000 Fax: 6658 5012 / 13. www.canararobeco.com Toll Free No : 1800 209 2726 CIN No : U65990MH1993PLC071003

Distributed by :



CANARA ROBECO
Mutual Fund