


Building a solid foundation will most likely transform into your strength.

In the last few years, a surge of Government initiatives and foreign investments have set the ground for India's development. The Canara Robeco Infrastructure endeavours to invest wisely in the promising India infrastructure theme, underpinning the framework for a strong portfolio.

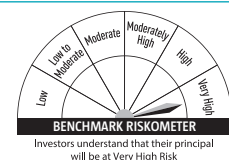
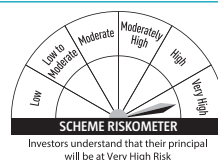


CANARA ROBECO INFRASTRUCTURE

(Thematic - Infrastructure - An open-ended equity scheme following infrastructure theme)

This product is suitable for investors who are seeking*:

- Capital appreciation over long term
- Investing in equities and equity related instruments of companies following the Infrastructure Theme



*Investors should consult their financial advisers if in doubt about whether the product is suitable for them.

Canara Robeco Infrastructure

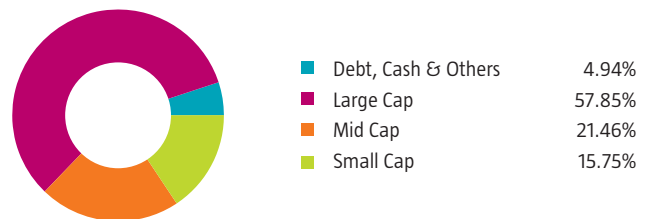
Canara Robeco Infrastructure is a thematic fund focused on identifying the Growth Oriented Companies within the Infrastructure space. The Fund aims at having concentrated holdings with a bias towards Large Market Capitalization Stocks with few mid and small cap companies.

Portfolio Characteristics: (as on 31st January, 2023)

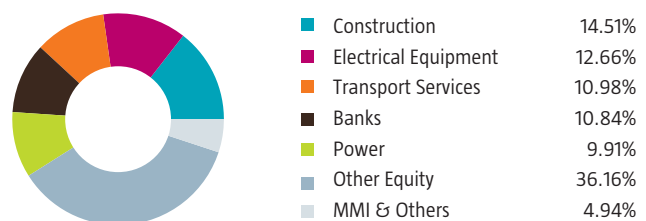
Portfolio is spread across 31 stocks with Top 10 Stocks contributing to 52.85% of the Net Assets.

Name of the Company	Industry	% to Net Assets
Larsen & Toubro Ltd	Construction	9.32
Bharat Electronics Ltd	Aerospace & Defense	6.56
NTPC Ltd	Power	6.19
ICICI Bank Ltd	Banks	6.04
State Bank of India	Banks	4.80
Schaeffler India Ltd	Auto Components	4.57
Siemens Ltd	Electrical Equipment	4.19
Reliance Industries Ltd	Petroleum Products	3.90
Power Grid Corporation of India Ltd	Power	3.72
KNR Constructions Ltd	Construction	3.56

MARKET CAPITALIZATION (as on 31st January, 2023)



Sector Allocation (as on 31st January, 2023)



Note: The scheme may or may not have any future position in these sector(s).

Income Distribution cum Capital Withdrawal (IDCW) - Payout/Reinvestment

Date of declaration (Record Date)	Dividend Distribution per unit*	NAV as on the date of declaration
Regular IDCW - Payout/Reinvestment		
31.08.2018	1.50	27.25
30.08.2019	1.35	22.42
31.08.2020	1.25	19.81
27.08.2021	2.00	31.07
26.08.2022	0.37	37.28
Direct IDCW - Payout/Reinvestment		
30.08.2019	1.80	29.43
31.08.2020	1.65	26.17
27.08.2021	2.60	41.48
26.08.2022	0.49	50.33

* On face value of ₹10. ● The dividend amount is before tax calculation. ● Past performance may or may not be sustained in the future. Pursuant to payment of dividend, the NAV of the IDCW Option of the scheme would fall to the extent of payout and statutory levy (if applicable).

Fund Specifics

Fund Inception	: December 2, 2005
Investment Objective	: To generate income / capital appreciation by investing in equities and equity related instruments of companies in the infrastructure sector. However, there can be no assurance that the investment objective of the scheme will be realized.
Monthend AUM (₹)*	: 244.57 Crores
Asset Allocation	: Equity and equity related instruments of companies in the Infrastructure sector including derivatives of such companies - 80% to 100% (Risk- High) ● Debt and Money Market instruments - 0% to 20% (Risk- Low to Medium) ● Reits/Invits- 0% to 10% (Risk- Medium to High)
Minimum Investment Amount	: ₹ 5000 and in multiples of ₹ 1 thereafter Subsequent purchases: Minimum amount of ₹ 1000 and multiples of ₹ 1 thereafter SIP: For any date / monthly frequency – ₹ 1000 and in multiples of ₹ 1 thereafter For quarterly frequency – ₹ 2000 and in multiples of ₹ 1 thereafter STP: For Daily/Weekly/Monthly frequency – ₹ 1000 and in multiples of ₹ 1 thereafter For quarterly frequency – ₹ 2000 and in multiples of ₹ 1 thereafter SWP: For monthly frequency – ₹ 1000 and in multiples of ₹ 1 thereafter For quarterly frequency – ₹ 2000 and in multiples of ₹ 1 thereafter
Entry Load	: Nil
Exit Load	: 1% - if redeemed/switched out within 1 year from the date of allotment, Nil – if redeemed / switched out after 1 year from the date of allotment
Benchmark	: S&P BSE India Infrastructure TRI
Plans / Options	: Regular Plan - Reinvestment of Income Distribution cum Capital Withdrawal Option Regular Plan - Payout of Income Distribution cum Capital Withdrawal Option Regular Plan - Growth Option Direct Plan - Reinvestment of Income Distribution cum Capital Withdrawal Option Direct Plan - Payout of Income Distribution cum Capital Withdrawal Option Direct Plan - Growth Option
Fund Manager	: Mr. Vishal Mishra/ Mr. Shridatta Bhandwadar

*Monthend AUM as on 30.01.2023

PERFORMANCE AT A GLANCE

(as on January 31, 2023)

CANARA ROBECO INFRASTRUCTURE

Fund Manager: (1) Mr. Vishal Mishra is managing the scheme since 26-June-21 (2) Mr. Shridatta Bhandwadar is managing the scheme since 29-September-18.

Period	Returns (%)			Current Value of Standard Investment of ₹ 10000		
	Scheme	S&P BSE India Infrastructure TRI [#]	S&P BSE SENSEX TRI [#]	Scheme	S&P BSE India Infrastructure TRI [#]	S&P BSE SENSEX TRI [#]
Last 1 Year	4.85	2.23	3.98	10485	10223	10398
Last 3 Years	20.65	21.42	14.83	17573	17908	15147
Last 5 Years	9.23	5.94	11.91	15550	13347	17559
Since Inception	12.96	-	14.38	81080	-	100478

The past performance may or may not be sustained in the future. Returns are based on NAV of Regular Plan – Growth Option and are calculated on compounded annualized basis for a period of more than (or equal to) a year and absolute basis for a period less than a year. Inception Date: December 2, 2005. Different plans have a different expense structure.

Scheme Performance - Fund Manager wise

(as on January 31, 2023)

Fund Manager: Mr. Shridatta Bhandwadar

Scheme Names	CAGR (%)							
	1 Year Return		3 Years Return		5 Years Return		Since Inception	
	Scheme	Benchmark [#]	Scheme	Benchmark [#]	Scheme	Benchmark [#]	Scheme	Benchmark [#]
CANARA ROBECO SMALL CAP FUND	2.34	-4.67	31.83	22.40	N.A	-	24.86	19.64
CANARA ROBECO INFRASTRUCTURE	4.85	2.23	20.65	21.42	9.23	5.94	12.96	-
CANARA ROBECO CONSUMER TRENDS FUND	3.21	3.27	16.12	15.60	12.85	10.90	15.42	11.67
CANARA ROBECO FOCUSED EQUITY FUND	-0.25	1.66	N.A	-	N.A	-	12.39	11.54
CANARA ROBECO EMERGING EQUITIES	-3.16	2.13	15.83	18.07	10.31	10.94	16.63	-
CANARA ROBECO FLEXICAP FUND	-3.38	1.66	14.81	16.46	11.58	10.54	17.27	15.87*
CANARA ROBECO EQUITY TAX SAVER FUND	-2.26	1.66	17.65	16.46	13.23	10.54	18.63	16.63
CANARA ROBECO EQUITY HYBRID FUND	-0.36	2.94	12.73	13.23	10.33	10.13	11.25	-
CANARA ROBECO BLUE CHIP EQUITY FUND	-0.97	3.27	14.24	15.60	11.94	10.90	12.00	11.13
CANARA ROBECO CONSERVATIVE HYBRID FUND	2.28	3.42	8.14	7.78	7.85	7.93	10.06	8.74

Note:

- Mr. Shridatta Bhandwadar manages 11 open-ended schemes of Canara Robeco Mutual Fund.
- Period for which scheme's performance has been provided is computed basis last day of the month-end preceding the date of advertisement
- Different plans shall have a different expense structure. The performance details provided herein are of Regular plan - Growth Option.
- Past performance may or may not be sustained in the future.
- : Corresponding Benchmark values not available
- N.A.- Not Applicable because scheme is in existence for less than 3 years or 5 years respectively.
- *Canara Robeco Flexicap Fund - Regular Plan - Growth Option: As scheme benchmark TRI data is not available since inception of the scheme, benchmark performance is calculated using composite CAGR of S&P BSE 500 PRI values from 16-Sep-2003 to 31-Jul-06 and TRI values since 01-Aug-06.

Fund Manager: Mr. Vishal Mishra

Scheme Names	CAGR (%)							
	1 Year Return		3 Years Return		5 Years Return		Since Inception	
	Scheme	Benchmark [#]	Scheme	Benchmark [#]	Scheme	Benchmark [#]	Scheme	Benchmark [#]
CANARA ROBECO EQUITY TAX SAVER FUND	-2.26	1.66	17.65	16.46	13.23	10.54	18.63	16.63
CANARA ROBECO INFRASTRUCTURE	4.85	2.23	20.65	21.42	9.23	5.94	12.96	-
CANARA ROBECO BLUE CHIP EQUITY FUND	-0.97	3.27	14.24	15.60	11.94	10.90	12.00	11.13
CANARA ROBECO VALUE FUND	7.14	1.66	N.A	-	N.A	-	8.77	2.09

Note:

- Mr. Vishal Mishra manages 4 open-ended schemes of Canara Robeco Mutual Fund.
- Period for which scheme's performance has been provided is computed basis last day of the month-end preceding the date of advertisement
- Different plans shall have a different expense structure. The performance details provided herein are of Regular plan - Growth Option
- Past performance may or may not be sustained in the future.
- : Corresponding values not available
- N.A.- Not Applicable because scheme is in existence for less than 3 year.

SIP RETURNS

(as on January 31, 2023)

CANARA ROBECO INFRASTRUCTURE

Fund Manager: Mr. Vishal Mishra / Mr. Shridatta Bhandwaladar

	Since Inception	15 YR	10 yr	7 yr	5 yr	3 yr	1 yr
Total Amt invested (INR)	2060000	1800000	1200000	840000	600000	360000	120000
Market Value (INR)	6642586	5127215	2502592	1414253	951944	518320	124702
Scheme Returns	12.39%	12.86%	14.06%	14.61%	18.51%	25.15%	7.31%
S&P BSE India Infrastructure TRI [#]	N.A.	N.A.	11.63%	13.17%	17.10%	27.05%	3.54%
S&P BSE SENSEX TRI ^{##}	12.37%	12.85%	13.42%	14.30%	14.47%	16.31%	5.94%
Inception Date	02-Dec-05						

1. Investment date is taken to be 1st of the month or next business day if 1st is a holiday and investment of ₹ 10000 is taken. Returns are as on 31st January, 2023 and are based on XIRR approach. 2. The calculations are based on the regular growth plan NAVs. 3. NA : Not Applicable as Benchmark index data not available for the period. 4. Past performance may or may not be sustained in the future. Scheme Benchmark[#], Additional benchmark^{##}

Disclaimer: The information provided in this document is only for reading purpose and do not constitute any guidelines or recommendation on any course of action to be followed by the reader. Recipients of this document should rely on information/data arising out of their own investigations. Readers are advised to seek independent professional advice, verify the contents and arrive at an informed investment decision before making any investments. Investor shall note that there is no assurance or guarantee that the investment objective of the scheme will be achieved. None of the Sponsor, the Investment Manager, the Trustees, their respective directors, employees, associates or representatives shall be liable for any direct, indirect, special, incidental, consequential, punitive or exemplary damages, including lost profits arising in any way from the information contained in this material.

Mutual fund investments are subject to market risks, read all scheme related documents carefully.

Canara Robeco Mutual Fund

Investment Manager : Canara Robeco Asset Management Co. Ltd. Construction House, 4th Floor, 5, Walchand Hirachand Marg, Ballard Estate, Mumbai 400 001. Tel.: 6658 5000 Fax: 6658 5012 / 13. www.canararobeco.com Toll Free No : 1800 209 2726 CIN No : U65990MH1993PLC071003

Distributed by :



CANARA ROBECO
Mutual Fund