

UNLOCK THE POWER OF THREE WORLDS WITH ONE KEY.

With **Canara Robeco Multi Cap Fund** invest across large, mid, and small cap stocks.

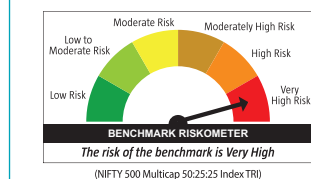
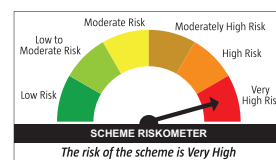
CANARA ROBECO MULTI CAP FUND

(Multi Cap Fund - An open-ended equity scheme investing across large cap, mid cap, small cap stocks.)



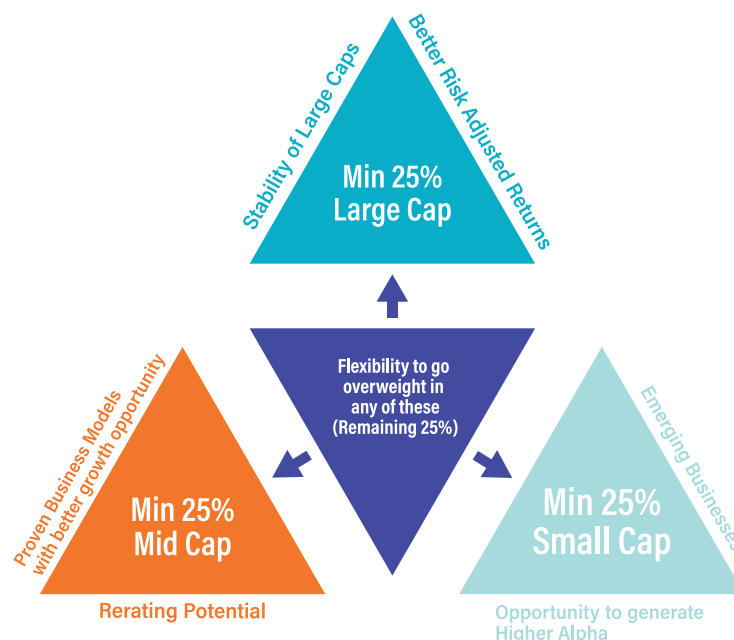
This product is suitable for investors who are seeking*:

- Long term capital growth
- Investments in equity and equity related instruments across large cap, mid cap, small cap stocks



*Investors should consult their financial advisers if in doubt about whether the product is suitable for them.

OMNE TRIUM PERFECTUM BY A MULTI CAP APPROACH



WHY INVEST IN CANARA ROBECO MULTI CAP FUND



Exposure to all 3 market caps across Indian Equities thereby minimizing market cap bias.



The category has the potential to deliver consistent risk adjusted returns across market cycle.



Tries to reduce the investor's concern of taking a call on market cap exposure.



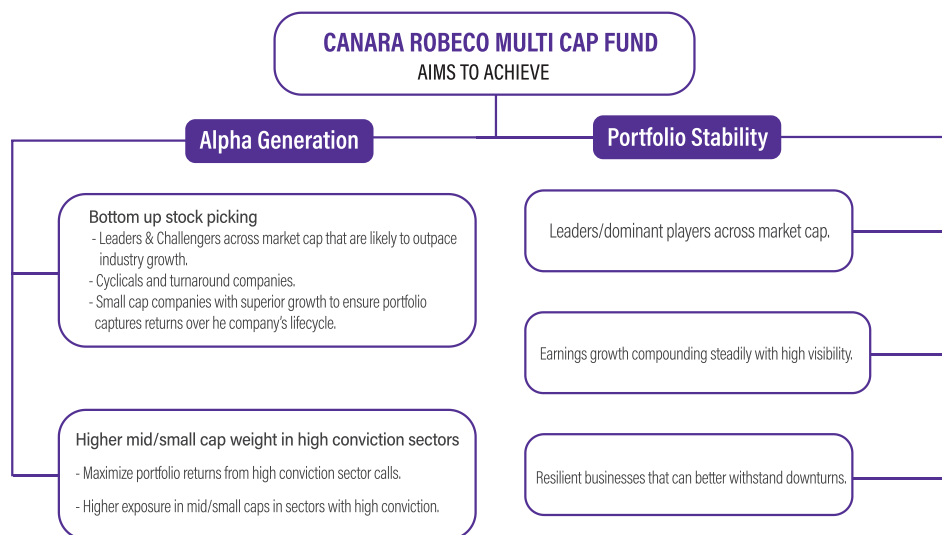
Provides an opportunity to participate through the life cycle of a company.



Canara Robeco has over 15 years of experience in Indian equities and strives to adhere to risk management in order to deliver meaningful risk adjusted returns.

Note: There is no assurance or guarantee that the investment objective of the scheme will be achieved. There is no assurance or guarantee that the investment objective of the scheme will be achieved

FUND CHARACTERISTICS & STRATEGY



Note: Fund Manager may aim to achieve alpha generation by focusing on the two parameters mentioned above. However, there is no assurance or guarantee that the investment objective of the scheme will be achieved.

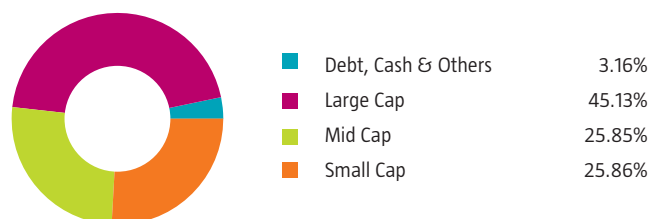
Note: The above is only for general understanding purposes and should not be construed as CRAMC investment policy or process of portfolio construction.

WHO SHOULD INVEST IN THIS FUND

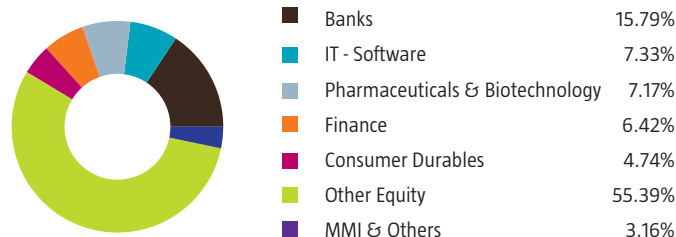


Note: There is no assurance or guarantee that the investment objective of the scheme will be achieved. Mutual fund investments are subject to market risks, please read scheme related documents carefully before investing

MARKET CAPITALIZATION (as on February 28, 2025)



Sector Allocation (as on February 28, 2025)



Note: The scheme may or may not have any future position in these sector(s).

Top 10 Holdings for (as on February 28, 2025)

Portfolio is spread across 92 stocks with Top 10 Stocks contributing to 25.82% of the Net Assets.

Name of the Company	Industry Classification	% of Net Assets
HDFC Bank Ltd	Banks	4.88
ICICI Bank Ltd	Banks	4.42
Infosys Ltd	IT - Software	2.82
Reliance Industries Ltd	Petroleum Products	2.58
J.K. Cement Ltd	Cement & Cement Products	2.12
Bharti Airtel Ltd	Telecom - Services	2.02
Zomato Ltd	Retailing	1.97
Ajanta Pharma Ltd	Pharmaceuticals & Biotechnology	1.69
Crompton Greaves Consumer Electricals Ltd	Consumer Durables	1.67
Larsen & Toubro Ltd	Construction	1.65

FUND FACTS

Name of the Scheme	Canara Robeco Multi Cap Fund				
TYPE	Multi Cap Fund - An open-ended equity scheme investing across large cap, mid cap and small cap stocks				
Monthend AUM (₹)**	3,530.12 Crores				
INVESTMENT OBJECTIVE	The investment objective of the Scheme is to generate capital appreciation by investing predominantly in equity and equity related instruments of large cap, mid cap and small cap companies. However, there can be no assurance that the investment objective of the scheme will be realized.				
ASSET ALLOCATION	Type of Instruments	Indicative allocations (% of total assets)		Risk Profile	
		Minimum	Maximum		
	Equity and Equity-related Instruments of which*:	75%	100%		Very High
	Large Cap Companies	25%	50%		Very High
	Mid Cap Companies	25%	50%		Very High
	Small Cap Companies	25%	50%		Very High
Debt and Money Market Instruments	0%	25%	Low to Medium		
Units issued by REITs and InvITs	0%	10%	Very High		
PLANS & OPTIONS	Regular Plan & Direct Plan: (a)Growth (b)Income Distribution cum capital withdrawal option: - Payout of Income Distribution cum capital withdrawal option - Reinvestment of Income Distribution cum capital withdrawal option				
FUND MANAGER	Shridatta Bhandwadar & Vishal Mishra				
LOAD STRUCTURE	Entry Load: Nil Exit Load: 1% - if redeemed/switched out within 365 days from the date of allotment. Nil - if redeemed/switched out after 365 days from the date of allotment.				
BENCHMARK (FIRST TIER)	NIFTY 500 Multicap 50:25:25 Index TRI				

**Monthend AUM as on 28.02.2025

*As defined by SEBI Circular No. SEBI/HO/IMD/DF3/CIR/P/2017/114 dated October 06, 2017 and as amended from time to time, Large Cap companies are those which are ranked 1 to 100, Mid Cap Companies are those companies which are ranked from 101 to 250 and Small Cap shall consist of 251st company onwards in terms of full market capitalization.

Note: Under normal circumstances, the asset allocation of the Scheme will be as per above table. Investors are requested to refer SID for more information on Asset Allocation.

PERFORMANCE AT A GLANCE - Regular Plan - Growth Option

(as on February 28, 2025)

CANARA ROBECO MULTI CAP FUND

Fund Manager: (1) Mr. Shridatta Bhandwadar is managing the scheme since 28-July-23 (2) Mr. Vishal Mishra is managing the scheme since 28-July-23.

Period	Returns (%)			Current Value of Standard Investment of ₹ 10000		
	Scheme	NIFTY 500 Multicap 50:25:25 Index TRI ^f	BSE SENSEX TRI ^{##}	Scheme	NIFTY 500 Multicap 50:25:25 Index TRI ^{###}	BSE SENSEX TRI ^{##}
Last 1 Year	3.83	-1.03	2.19	10383	9897	10219
Since Inception	13.25	13.27	8.30	12190	12195	11960

The past performance may or may not be sustained in the future. Returns are based on NAV of Regular Plan – Growth Option and are calculated on compounded annualized basis for a period of more than (or equal to) a year and Simple annualized basis for a period less than a year. Inception Date: July 28, 2023. Different plans have a different expense structure. The scheme has been in existence for more than 1 year but less than 3 years.

PERFORMANCE AT A GLANCE - Direct Plan - Growth Option

(as on February 28, 2025)

CANARA ROBECO MULTI CAP FUND

Fund Manager: (1) Mr. Shridatta Bhandwalдар is managing the scheme since 28-July-23 (2) Mr. Vishal Mishra is managing the scheme since 28-July-23.

Period	Returns (%)			Current Value of Standard Investment of ₹ 10000		
	Scheme	NIFTY 500 Multicap 50:25:25 Index TRI [#]	BSE SENSEX TRI ^{##}	Scheme	NIFTY 500 Multicap 50:25:25 Index TRI ^{##}	BSE SENSEX TRI ^{##}
Last 1 Year	5.32	-1.03	2.19	10532	9897	10219
Since Inception	14.93	13.27	8.30	12480	12195	11960

The past performance may or may not be sustained in the future. Returns are based on NAV of Direct Plan – Growth Option and are calculated on compounded annualized basis for a period of more than (or equal to) a year and Simple annualized basis for a period less than a year. Inception Date: July 28, 2023. Different plans have a different expense structure. The scheme has been in existence for more than 1 year but less than 3 years.

Scheme Benchmark[#] ● Additional Benchmark^{##} ● -: Corresponding Benchmark values not available ● Load is not taken into consideration for computation of returns. Returns of IDCW Option under the scheme for the investor would be net of tax deducted at source.

Scheme Performance - Fund Manager wise

(as on February 28, 2025)

Fund Manager: Mr. Shridatta Bhandwalдар

Scheme Names	CAGR (%)															
	6 Months Return**			1 Year Return			3 Years Return			5 Years Return			Since Inception			
	Scheme Regular Plan	Scheme Direct Plan	Benchmark [#]	Scheme Regular Plan	Scheme Direct Plan	Benchmark [#]	Scheme Regular Plan	Scheme Direct Plan	Benchmark [#]	Scheme Regular Plan	Scheme Direct Plan	Benchmark [#]	Scheme Regular Plan	Scheme Direct Plan	Benchmark [#] Regular Plan	Benchmark [#] Direct Plan
Canara Robeco Small Cap Fund				-3.67	-2.50	-6.94	12.80	14.39	16.77	25.64	27.58	24.46	21.39	23.32	20.49	20.49
Canara Robeco Infrastructure				4.94	6.29	-9.36	20.75	22.25	25.62	24.28	25.69	30.24	14.23	16.33	-	-
Canara Robeco Consumer Trends Fund				4.26	5.56	1.49	14.44	15.92	11.97	17.12	18.64	16.81	15.68	16.73	12.00	13.08
Canara Robeco Focused Equity Fund				4.54	6.04	-0.41	13.19	14.95	12.64	N.A	N.A	-	15.09	16.92	13.73	13.73
Canara Robeco Emerging Equities				5.01	6.09	0.67	11.95	13.18	15.26	16.93	18.25	20.10	16.65	19.68	-	15.53
Canara Robeco Flexicap Fund*				1.37	2.53	-0.41	9.93	11.27	12.64	15.23	16.70	17.90	16.98	14.19	15.84*	13.68
Canara Robeco ELSS Tax Saver				1.07	2.23	-0.41	10.50	11.87	12.64	16.61	18.02	17.90	18.09	15.16	16.49	13.68
Canara Robeco Equity Hybrid Fund				3.31	4.48	3.30	9.84	11.12	10.50	13.33	14.67	14.06	11.37	14.07	-	11.93
Canara Robeco Blue Chip Equity Fund				4.63	5.87	1.49	11.47	12.90	11.97	15.58	17.19	16.81	12.49	14.61	11.56	13.08
Canara Robeco Mid Cap Fund				1.54	2.87	0.56	N.A	N.A	-	N.A	N.A	-	15.77	17.46	18.58	18.58
Canara Robeco Multi Cap Fund				3.83	5.32	-1.03	N.A	N.A	-	N.A	N.A	-	13.25	14.93	13.27	13.27
Canara Robeco Manufacturing Fund**	-42.50	-41.39	-40.16	N.A	N.A	-	N.A	N.A	-	N.A	N.A	-	0.41	1.96	0.83	0.83
Canara Robeco Balanced Advantage**	-19.31	-17.93	-12.21	N.A	N.A	-	N.A	N.A	-	N.A	N.A	-	-12.34	-10.95	-8.23	-8.23

Note:

- Mr. Shridatta Bhandwalдар manages 13 open-ended schemes of Canara Robeco Mutual Fund .
- Period for which scheme’s performance has been provided is computed basis last day of the month-end preceding the date of advertisement.
- Different plans shall have a different expense structure. The performance details provided herein are of Regular plan - Growth Option & Direct plan - Growth Option.
- Past performance may or may not be sustained in the future.
- : Corresponding Benchmark values not available.
- N.A. - Not Applicable because scheme is in existence for less than 1 year or 3 years respectively.
- *Since inception return for the benchmark is Composite return - “As TRI data is not available since inception of the scheme, benchmark performance is calculated using composite CAGR of BSE 500 TRI Index. PRI values from 16th Sept 2003 to 1st Aug, 2006 and TRI values since 1st Aug, 2006 are considered.
- **Scheme has been in existence for more than six months but less than one year, therefore returns shown above are based on simple annualized growth rate of the scheme for the past 6 months and since inception.

Fund Manager: Mr. Vishal Mishra

Scheme Names	CAGR (%)													
	1 Year Return			3 Years Return			5 Years Return			Since Inception				
	Scheme Regular Plan	Scheme Direct Plan	Benchmark [#]	Scheme Regular Plan	Scheme Direct Plan	Benchmark [#]	Scheme Regular Plan	Scheme Direct Plan	Benchmark [#]	Scheme Regular Plan	Scheme Direct Plan	Benchmark [#] Regular Plan	Benchmark [#] Direct Plan	
Canara Robeco Infrastructure	4.94	6.29	-9.36	20.75	22.25	25.62	24.28	25.69	30.24	14.23	16.33	-	-	
Canara Robeco ELSS Tax Saver	1.07	2.23	-0.41	10.50	11.87	12.64	16.61	18.02	17.90	18.09	15.16	16.49	13.68	
Canara Robeco Blue Chip Equity Fund	4.63	5.87	1.49	11.47	12.90	11.97	15.58	17.19	16.81	12.49	14.61	11.56	13.08	
Canara Robeco Value Fund	-0.82	0.67	-0.41	16.24	18.07	12.64	N.A	N.A	-	13.86	15.69	9.91	9.91	
Canara Robeco Multi Cap Fund	3.83	5.32	-1.03	N.A	N.A	-	N.A	N.A	-	13.25	14.93	13.27	13.27	

Note:

- Mr. Vishal Mishra manages 5 open-ended schemes of Canara Robeco Mutual Fund .
- Period for which scheme’s performance has been provided is computed basis last day of the month-end preceding the date of advertisement.
- Different plans shall have a different expense structure. The performance details provided herein are of Regular plan - Growth Option & Direct plan - Growth Option.
- Past performance may or may not be sustained in the future.
- : Corresponding values not available.
- N.A. - Not Applicable because scheme is in existence for less than 3 years or 5 years respectively.

SIP RETURNS

(as on February 28, 2025)

CANARA ROBECO MULTICAP FUND

Fund Manager: Mr. Shridatta Bhandwaldar & Mr. Vishal Mishra

	Since Inception	1 yr
Total Amt invested	200000	120000
Market Value	197601	108311
Scheme Returns	-1.39%	-17.72%
NIFTY 500 Multicap 50:25:25 Index TRI ^f	-7.73%	-26.74%
BSE SENSEX TRI ^g	0.73%	-11.09%
Inception Date	28-July-23	

The scheme has been in existence for more than 1 year but less than 3 years.

1. Investment date is taken to be 1st of the month or next business day if 1st is a holiday and investment of ₹ 10000 is taken. Returns are as on February 28, 2025 and are based on XIRR approach. 2. The calculations are based on the regular growth plan NAVs. 3. NA : Not Applicable as Benchmark index data not available for the period 4. Past performance may or may not be sustained in the future. Scheme Benchmark^f, Additional benchmark^g

Disclaimer: The information provided in this document is only for reading purpose and do not constitute any guidelines or recommendation on any course of action to be followed by the reader. Recipients of this document should rely on information/data arising out of their own investigations. Readers are advised to seek independent professional advice, verify the contents and arrive at an informed investment decision before making any investments. Investor shall note that there is no assurance or guarantee that the investment objective of the scheme will be achieved. None of the Sponsor, the Investment Manager, the Trustees, their respective directors, employees, associates or representatives shall be liable for any direct, indirect, special, incidental, consequential, punitive or exemplary damages, including lost profits arising in any way from the information contained in this material.

Mutual fund investments are subject to market risks, read all scheme related documents carefully.

Canara Robeco Mutual Fund

Investment Manager : Canara Robeco Asset Management Co. Ltd. Construction House, 4th Floor, 5, Walchand Hirachand Marg, Ballard Estate, Mumbai 400 001. Tel.: 6658 5000 Fax: 6658 5012 / 13. www.canararobeco.com Toll Free No : 1800 209 2726 CIN No : U65990MH1993PLC071003

Distributed by :

CANARA ROBECO
Mutual Fund