



AIM TO RISE WITH THE RISING.

Get the advantage of potential
leaders with **Canara Robeco
Mid Cap Fund.**

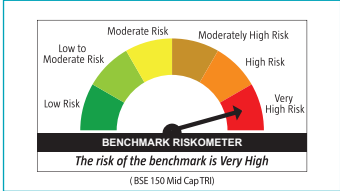
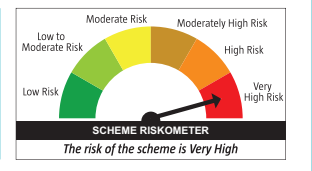
CANARA ROBECO MID CAP FUND

(Mid Cap Fund - An open-ended equity scheme
predominantly investing in mid cap stocks)

Let your investments aim to rise on the wings of
domestic growth with the emerging mid-cap leaders in
the market. Give your investments the mid-cap edge.
Invest today.

This product is suitable for investors who are seeking*:

- Long term capital appreciation
- Investments predominantly in equity and equity related instruments of mid cap companies



*Investors should consult their financial advisers if in doubt about whether the product is suitable for them.

INVESTMENT CASE FOR MID CAPS



Participate in the burgeoning *Domestic Growth* potential

More than three-fourth of the businesses within midcaps are dependent on domestic factors which makes them an ideal playground to participate in the domestic growth potential of the economy, well supported by sustainable growth catalysts.

Access to growing pool of *Leaders*

Midcaps boast of different types of leadership by virtue of their business specialization. These leaders, either based on revenue, volume, or profit in their respective geography for the product/services, have historically been bellwethers within their category.



Benefit from *Under-Researched* companies

Lesser number of analysts covering mid-cap stocks leaves space for re-rating for good quality businesses.

Opportunity to invest in *Emerging Themes & Sectors*

The mid-cap universe not only houses varied emerging themes which are not amply represented in other market cap categories, it also gives access to a diversified list of sectors such as chemicals, healthcare, financial market intermediaries, manufacturing/outsourced manufacturing, home building/home improvements, discretionary consumption, etc.



Gain from long term *Wealth Creators*

The characteristics mentioned above have culminated into both better earnings and stock performance for Mid Caps. Historically, mid cap space has given companies which are steady compounders that has resulted in long term wealth creation for the investors.

Provide better risk-adjusted returns with *Lower Drawdowns*

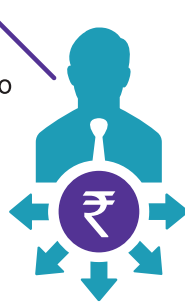
Mid cap index has historically offered stronger risk-adjusted returns over a long-term period and has only very rarely entered negative territory in rolling 3 and 5 years CAGR.




Source: Internal Research, NUVAMA Research, Bloomberg, Elara Capital, ICICI Securities and B&K Securities

WHO- INVESTOR SUITABILITY


Seasoned investors who are looking to invest in *Mid Caps as a part of their Asset Allocation*



Investors with a long-term investment horizon of 5 years and above



Investors comfortable with volatility for market-beating returns over time



Investors seeking reasonable returns with high *patience levels to ride the market volatility*




Note: Investors shall note that there is no assurance or guarantee that the investment objective of the scheme will be achieved.

MARKET CAPITALIZATION (as on 29th November, 2024)



Sector Allocation (as on 29th November, 2024)



Note: The scheme may or may not have any future position in these sector(s).

Top 10 Holdings for (as on 29th November, 2024)

Portfolio is spread across 65 stocks with Top 10 Stocks contributing to 25.23% of the Net Assets.

Name of the Company	Industry Classification	% of Net Assets
Trent Ltd	Retailing	3.24
Uno Minda Ltd	Auto Components	2.99
Shriram Finance Ltd	Finance	2.61
J.K. Cement Ltd	Cement & Cement Products	2.46
Max Healthcare Institute Ltd	Healthcare Services	2.46
Zomato Ltd	Retailing	2.40
Dixon Technologies (India) Ltd	Consumer Durables	2.37
Suzlon Energy Ltd	Electrical Equipment	2.34
Indian Bank	Banks	2.29
Mazagon Dock Shipbuilders Ltd	Industrial Manufacturing	2.07

Fund Specifics

Fund Inception	: December 02, 2022
Investment Objective	: The investment objective of the Scheme is to generate capital appreciation by investing predominantly in equity and equity related instruments of mid cap companies. However, there can be no assurance that the investment objective of the scheme will be realized.
Monthend AUM (₹)*	: 2,729.64 Crores
Asset Allocation	: Equity and Equity-related Instruments of Midcap companies* 65% to 100% (Risk - Very High) Equity and Equity-related Instruments of companies other than Midcap companies 0% to 35% (Risk - Very High) Debt and Money Market Instruments 0% to 35% (Risk - Low to Medium) Units issued by REITs and InvITs 0% to 10% (Risk - Very High) *As defined by SEBI Circular No. SEBI/HO/IMD/DF3/CIR/P/2017/114 dated October 06, 2017 and as amended from time to time Mid Cap Companies are those companies which are ranked from 101 to 250 based on their full market capitalization.
Minimum Investment Amount	: Lumpsum Purchase: ₹ 5,000.00 and multiples of ₹ 1.00 thereafter. Subsequent Purchase: ₹ 1000.00 and multiples of ₹ 1.00 thereafter. SIP: For Any date/monthly frequency – ₹ 1000 and in multiples of ₹ 1 thereafter For quarterly frequency – ₹ 2000 and in multiples of ₹ 1 thereafter STP: For Daily/Weekly/Monthly frequency – ₹ 1000 and in multiples of ₹ 1 thereafter For quarterly frequency – ₹ 2000 and in multiples of ₹ 1 thereafter SWP: For monthly frequency – ₹ 1000 and in multiples of ₹ 1 thereafter For quarterly frequency – ₹ 2000 and in multiples of ₹ 1 thereafter
Entry Load	: Nil
Exit Load	: In respect of each purchase / switch-in of units 1% - If redeemed/switched out within 365 days from the date of allotment. Nil - if redeemed/switched out after 365 days from the date of allotment
Benchmark	: BSE 150 Mid Cap TRI
Plans / Options	: Regular Plan - Reinvestment of Income Distribution cum Capital Withdrawal Option Regular Plan - Payout of Income Distribution cum Capital Withdrawal Option Regular Plan - Growth Option Direct Plan - Reinvestment of Income Distribution cum Capital Withdrawal Option Direct Plan - Payout of Income Distribution cum Capital Withdrawal Option Direct Plan - Growth Option
Fund Manager	: Mr. Pranav Gokhale / Mr. Shridatta Bhandwadar

*Monthend AUM as on 29.11.2024

PERFORMANCE AT A GLANCE

(as on 29th November, 2024)

CANARA ROBECO MID CAP FUND

Fund Manager: (1) Mr. Pranav Gokhale is managing the scheme since 06-November-23. (2) Mr. Shridatta Bhandwadar is managing the scheme 02-December-22.

Period	Returns (%)			Current Value of Standard Investment of ₹ 10000		
	Scheme	BSE 150 Mid Cap TRI [#]	BSE SENSEX TRI ^{##}	Scheme	BSE 150 Mid Cap TRI [#]	BSE SENSEX TRI ^{##}
Last 1 Year	32.24	34.04	20.59	13224	13404	12059
Since Inception	28.66	31.79	14.15	16530	17343	13021

The past performance may or may not be sustained in the future. Returns are based on NAV of Regular Plan – Growth Option and are calculated on compounded annualized basis for a period of more than (or equal to) a year and Simple annualized basis for a period less than a year. Inception Date: December 02, 2022. Different plans have a different expense structure. The scheme has been in existence for more than 1 year but less than 3 years.

● Scheme Benchmark[#] ● Additional Benchmark^{##} ● - :Corresponding Benchmark values not available ● Load is not taken into consideration for computation of returns. Returns of IDCW Option under the scheme for the investor would be net of tax deducted at source.

Scheme Performance - Fund Manager wise

(as on 29th November, 2024)

Fund Manager: Mr. Pranav Gokhale

Scheme Names	CAGR (%)									
	6 Months Return**		1 Year Return		3 Years Return		5 Years Return		Since Inception	
	Scheme	Benchmark#	Scheme	Benchmark#	Scheme	Benchmark#	Scheme	Benchmark#	Scheme	Benchmark#
CANARA ROBECO FLEXICAP FUND*			26.79	27.01	13.97	16.85	18.59	19.56	17.89	16.76*
CANARA ROBECO SMALL CAP FUND			29.65	34.52	22.43	24.77	33.65	30.76	27.29	26.73
CANARA ROBECO MID CAP FUND			32.24	34.04	N.A	-	N.A	-	28.66	31.79
CANARA ROBECO MANUFACTURING FUND**	18.42	6.87	N.A	-	N.A	-	N.A	-	34.42	23.69

Note:

- Mr. Pranav Gokhale manages 4 open-ended schemes of Canara Robeco Mutual Fund.
- Period for which scheme's performance has been provided is computed basis last day of the month-end preceding the date of advertisement
- Different plans shall have a different expense structure. The performance details provided herein are of Regular plan - Growth Option
- Past performance may or may not be sustained in the future.
- : Corresponding Benchmark values not available
- N.A.- Not Applicable because scheme is in existence for less than 1 year or 3 years respectively.
- *Since inception return for the benchmark is Composite return - "As TRI data is not available since inception of the scheme, benchmark performance is calculated using composite CAGR of BSE 500 TRI Index. PRI values from 16th Sept 2003 to 1st Aug, 2006 and TRI values since 1st Aug, 2006 are considered.
- **Scheme has been in existence for more than six months but less than one year, therefore returns shown above are based on simple annualized growth rate of the scheme for the past 6 months and since inception.

Fund Manager: Mr. Shridatta Bhandwaladar

Scheme Names	CAGR (%)									
	6 Months Return**		1 Year Return		3 Years Return		5 Years Return		Since Inception	
	Scheme	Benchmark#	Scheme	Benchmark#	Scheme	Benchmark#	Scheme	Benchmark#	Scheme	Benchmark#
CANARA ROBECO SMALL CAP FUND			29.65	34.52	22.43	24.77	33.65	30.76	27.29	26.73
CANARA ROBECO INFRASTRUCTURE			51.99	54.83	29.64	36.92	28.94	32.06	15.68	-
CANARA ROBECO CONSUMER TRENDS FUND			27.10	24.82	18.20	15.40	20.69	17.57	16.95	12.98
CANARA ROBECO FOCUSED EQUITY FUND			32.42	27.01	17.17	16.85	N.A	-	20.45	19.07
CANARA ROBECO EMERGING EQUITIES			33.17	28.54	16.46	19.22	21.39	22.39	17.78	-
CANARA ROBECO FLEXICAP FUND*			26.79	27.01	13.97	16.85	18.59	19.56	17.89	16.76*
CANARA ROBECO ELSS TAX SAVER			27.43	27.01	15.07	16.85	20.78	19.56	19.47	17.74
CANARA ROBECO EQUITY HYBRID FUND			23.32	20.39	13.36	12.69	16.05	14.91	11.82	-
CANARA ROBECO BLUE CHIP EQUITY FUND			27.82	24.82	14.48	15.40	17.85	17.57	13.49	12.59
CANARA ROBECO MID CAP FUND			32.24	34.04	N.A	-	N.A	-	28.66	31.79
CANARA ROBECO MULTI CAP FUND			29.45	29.27	N.A	-	N.A	-	30.12	29.93
CANARA ROBECO MANUFACTURING FUND**	18.42	6.87	N.A	-	N.A	-	N.A	-	34.42	23.69

Note:

- Mr. Shridatta Bhandwaladar manages 13 open-ended schemes of Canara Robeco Mutual Fund.
- Period for which scheme's performance has been provided is computed basis last day of the month-end preceding the date of advertisement
- Different plans shall have a different expense structure. The performance details provided herein are of Regular plan - Growth Option.
- Past performance may or may not be sustained in the future.
- : Corresponding Benchmark values not available
- N.A.- Not Applicable because scheme is in existence for less than 1 year or 3 years respectively.
- *Since inception return for the benchmark is Composite return - "As TRI data is not available since inception of the scheme, benchmark performance is calculated using composite CAGR of BSE 500 TRI Index. PRI values from 16th Sept 2003 to 1st Aug, 2006 and TRI values since 1st Aug, 2006 are considered.
- Canara Robeco Balanced Advantage Fund has not completed 6 months, hence the performance details are not provided.
- **Scheme has been in existence for more than six months but less than one year, therefore returns shown above are based on simple annualized growth rate of the scheme for the past 6 months and since inception.

SIP RETURNS

(as on 29th November, 2024)

CANARA ROBECO MIDCAP FUND

Fund Manager: Mr. Pranav Gokhale / Mr. Shridatta Bhandwaladar

	Since Inception	1 yr
Total Amt invested	240000	120000
Market Value	320202	133045
Scheme Returns	30.56%	20.90%
BSE 150 Mid Cap TRI#	34.00%	18.34%
BSE SENSEX TRI##	16.74%	10.66%
Inception Date	02-Dec-22	

The scheme has been in existence for more than 1 year but less than 3 years.

1. Investment date is taken to be 1st of the month or next business day if 1st is a holiday and investment of ₹ 10000 is taken. Returns are as on 29th November, 2024 and are based on XIRR approach. 2. The calculations are based on the regular growth plan NAVs. 3. NA : Not Applicable as Benchmark index data not available for the period 4. Past performance may or may not be sustained in the future. Scheme Benchmark #, Additional benchmark##

Disclaimer: The information provided in this document is only for reading purpose and do not constitute any guidelines or recommendation on any course of action to be followed by the reader. Recipients of this document should rely on information/data arising out of their own investigations. Readers are advised to seek independent professional advice, verify the contents and arrive at an informed investment decision before making any investments. Investor shall note that there is no assurance or guarantee that the investment objective of the scheme will be achieved. None of the Sponsor, the Investment Manager, the Trustees, their respective directors, employees, associates or representatives shall be liable for any direct, indirect, special, incidental, consequential, punitive or exemplary damages, including lost profits arising in any way from the information contained in this material.

Mutual fund investments are subject to market risks, read all scheme related documents carefully.

Canara Robeco Mutual Fund

Investment Manager : Canara Robeco Asset Management Co. Ltd. Construction House, 4th Floor, 5, Walchand Hirachand Marg, Ballard Estate, Mumbai 400 001. Tel.: 6658 5000 Fax: 6658 5012 / 13. www.canararobeco.com Toll Free No : 1800 209 2726 CIN No : U65990MH1993PLC071003

Distributed by :



CANARA ROBECO
Mutual Fund