

Investing in small cap fund is like believing in the power of young potential.

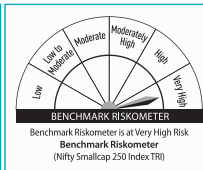
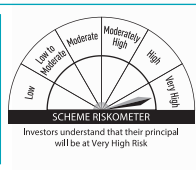
Canara Robeco Small Cap Fund aims to generate capital appreciation by investing predominantly in quality businesses with potential to grow over long term and have a sustainable business model.

CANARA ROBECO SMALL CAP FUND

(Small Cap Fund - An open-ended equity scheme predominantly investing in small cap stocks)

This product is suitable for investors who are seeking*:

- Capital appreciation over long term
- Investing predominantly in equities and equity related instruments of small cap companies

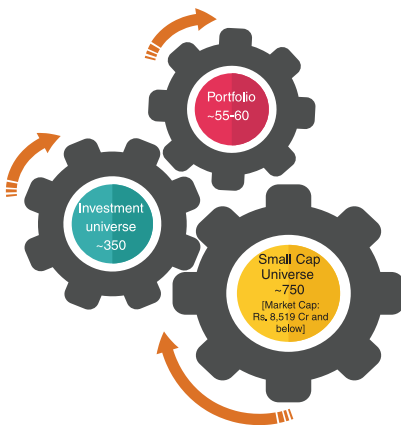


*Investors should consult their financial advisers if in doubt about whether the product is suitable for them.



Equities have the potential to generate higher returns than most other asset classes over a longer period of time. In equities, small cap companies are potential mid/large caps of tomorrow. These companies offer diversification as well as high growth potential investment opportunity due to its ability to gain market share and a smaller base of operation with the potential to expand over a period of time. Small cap funds tend to generate alpha by focusing on quality of business and management, consistency in earnings growth and valuations.

Portfolio Construct



- Well diversified portfolio at all times
- Invests at least 65% in small-cap companies which have high growth potential
- Upto 35% of the portfolio will be allocated across Large, Mid and Small cap stocks for managing Beta of the portfolio
- Targets high quality small cap business which are undervalued and have a sustainable business
- Strong investment process to complement risk management

Why invest in Canara Robeco Small Cap Fund?

Quality Small caps are potential **Multi Baggers** over long term

Fund invest in companies with **Attractive Valuation** which makes Small caps a viable investment opportunity

CR AMC has a Track Record of 15 Years in managing investments across market cap

Fund aims to invest in companies with consistent earnings and reasonable valuations which could lead to **Alpha Generation** opportunity in small caps

Fund aims to invest in companies with **Strong Business Models, Competent Management and Good Governance**

Fund seeks to **Manage the Beta of the portfolio** by allocating up to 35% of the portfolio across Mid and Small cap stocks

The above is only indicative in nature. There is no assurance or guarantee that the investment objective of the scheme will be achieved.

Who should Invest in this fund?



Portfolio Characteristics (as on 31st October, 2024)

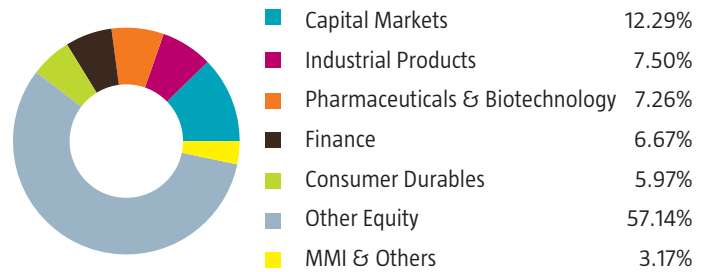
Portfolio is spread across 97 stocks with Top 10 Stocks contributing to 22.32% of the Net Assets

Name of the Company	Industry	% of Net Asset
Multi Commodity Exchange Of India Ltd	Capital Markets	3.80
Kaynes Technology India Ltd	Industrial Manufacturing	2.82
KEI Industries Ltd	Industrial Products	2.62
Bharat Electronics Ltd	Aerospace & Defense	2.39
Aditya Birla Real Estate Ltd	Paper, Forest & Jute Products	2.39
Central Depository Services (India) Ltd	Capital Markets	2.13
V-Guard Industries Ltd	Consumer Durables	1.66
Computer Age Management Services Ltd	Capital Markets	1.59
Bikaji Foods International Ltd	Food Products	1.49
J.B. Chemicals & Pharmaceuticals Ltd	Pharmaceuticals & Biotechnology	1.43

MARKET CAPITALIZATION (as on 31st October, 2024)



Sector Allocation (as on 31st October, 2024)



Note: The scheme may or may not have any future position in these sector(s).

Fund Specifics

Fund Inception	: February 15, 2019
Monthend AUM (₹)*	: 12,323.74 Crores
Investment Objective	: The investment objective of the Scheme is to generate capital appreciation by investing predominantly in Small Cap stocks. However, there can be no assurance that the investment objective of the scheme will be realized.
Asset Allocation	: Equity and Equity-related Instruments of Smallcap companies* 65% to 100% (Risk - Very High) Equity and Equity-related Instruments of companies other than Smallcap companies 0% to 35% (Risk - Very High) Debt and Money Market Instruments 0% to 35% (Low to Medium) Units issued by REITs and InvITs 0% to 10% (Risk - Very High) *Investment universe of "Small Cap": The investment universe of "Small Cap" shall comprise companies as defined by SEBI from time to time. In terms of SEBI circular SEBI/HO/IMD/DF3/CIR/P/2017/114 dated October 6, 2017, the universe of "Small Cap" shall consist of 251st company onwards in terms of full market capitalization
Minimum Investment Amount	: ₹ 5000 and in multiples of ₹ 1 thereafter Subsequent purchases: Minimum amount of ₹ 1000 and multiples of ₹ 1 thereafter SIP: For Any date /monthly frequency – ₹ 1000 and in multiples of ₹ 1 thereafter For quarterly frequency – ₹ 2000 and in multiples of ₹ 1 thereafter STP: For Daily/Weekly/Monthly frequency – ₹ 1000 and in multiples of ₹ 1 thereafter For quarterly frequency – ₹ 2000 and in multiples of ₹ 1 thereafter SWP: For monthly frequency – ₹ 1000 and in multiples of ₹ 1 thereafter For quarterly frequency – ₹ 2000 and in multiples of ₹ 1 thereafter
Entry Load	: Nil
Exit Load	: In respect of each purchase / switch-in of units, 1% - if Units are redeemed / switched-out within 1 year from the date of allotment. Nil – if redeemed / switched out after 1 year from the date of allotment.
Benchmark	: Nifty Smallcap 250 Index TRI
Plans / Options	: Regular Plan - Reinvestment of Income Distribution cum Capital Withdrawal Option Regular Plan - Payout of Income Distribution cum Capital Withdrawal Option Regular Plan - Growth Option Direct Plan - Reinvestment of Income Distribution cum Capital Withdrawal Option Direct Plan - Payout of Income Distribution cum Capital Withdrawal Option Direct Plan - Growth Option
Fund Manager	: Mr. Pranav Gokhale & Mr. Shridatta Bhandwadar

*Monthend AUM as on 31.10.2024

PERFORMANCE AT A GLANCE

(as on 31st October, 2024)

CANARA ROBECO SMALL CAP FUND
Fund Manager: (1) Mr. Pranav Gokhale is managing the scheme since 06-November-23. (2) Mr. Shridatta Bhandwadar is managing the scheme since 01-October-19.

Period	Returns (%)			Current Value of Standard Investment of ₹ 10000		
	Scheme	NIFTY Small Cap 250 TRI [#]	BSE SENSEX TRI ^{##}	Scheme	NIFTY Small Cap 250 TRI [#]	BSE SENSEX TRI ^{##}
Last 1 Year	39.67	48.41	25.78	13980	14857	12586
Last 3 Years	22.34	24.61	11.59	18341	19382	13907
Last 5 Years	33.73	31.04	15.99	42841	38698	21009
Since Inception	27.78	27.17	16.39	40570	39477	23793

The past performance may or may not be sustained in the future. Returns are based on NAV of Regular Plan – Growth Option and are calculated on compounded annualized basis for a period of more than (or equal to) a year and Simple annualized basis for a period less than a year. Inception Date: February 15, 2019. Different plans have a different expense structure.

Scheme Benchmark[#] ● Additional Benchmark^{##} ● -: Corresponding Benchmark values not available ● Load is not taken into consideration for computation of returns. Returns of IDCW Option under the scheme for the investor would be net of tax deducted at source.

Scheme Performance - Fund Manager wise

(as on 31st October, 2024)

Fund Manager: Mr. Pranav Gokhale

Scheme Names	CAGR (%)									
	6 Months Return ^{**}		1 Year Return		3 Years Return		5 Years Return		Since Inception	
	Scheme	Benchmark [#]	Scheme	Benchmark [#]	Scheme	Benchmark [#]	Scheme	Benchmark [#]	Scheme	Benchmark [#]
CANARA ROBECO FLEXICAP FUND*			34.94	35.79	12.67	15.64	18.70	19.83	17.95	16.82*
CANARA ROBECO SMALL CAP FUND			39.67	48.41	22.34	24.61	33.73	31.04	27.78	27.17
CANARA ROBECO MID CAP FUND			41.87	46.62	N.A	-	N.A	-	29.60	33.16
CANARA ROBECO MANUFACTURING FUND**	28.34	19.90	N.A	-	N.A	-	N.A	-	36.19	28.12

Note:

- Mr. Pranav Gokhale manages 4 open-ended schemes of Canara Robeco Mutual Fund .
- Period for which scheme's performance has been provided is computed basis last day of the month-end preceding the date of advertisement
- Different plans shall have a different expense structure. The performance details provided herein are of Regular plan - Growth Option
- Past performance may or may not be sustained in the future.
- : Corresponding Benchmark values not available
- N.A.- Not Applicable because scheme is in existence for less than 1 year or 3 years respectively.
- *Since inception return for the benchmark is Composite return - "As TRI data is not available since inception of the scheme, benchmark performance is calculated using composite CAGR of BSE 500 TRI Index. PRI values from 16th Sept 2003 to 1st Aug, 2006 and TRI values since 1st Aug, 2006 are considered.
- **Scheme has been in existence for more than six months but less than one year, therefore returns shown above are based on simple annualized growth rate of the scheme for the past 6 months and since inception.

Fund Manager: Mr. Shridatta Bhandwadar

Scheme Names	CAGR (%)									
	6 Months Return ^{**}		1 Year Return		3 Years Return		5 Years Return		Since Inception	
	Scheme	Benchmark [#]	Scheme	Benchmark [#]	Scheme	Benchmark [#]	Scheme	Benchmark [#]	Scheme	Benchmark [#]
CANARA ROBECO SMALL CAP FUND			39.67	48.41	22.34	24.61	33.73	31.04	27.78	27.17
CANARA ROBECO INFRASTRUCTURE			61.65	75.66	29.06	36.87	28.66	31.99	15.73	-
CANARA ROBECO CONSUMER TRENDS FUND			38.41	32.09	17.72	14.01	20.60	17.81	17.13	13.04
CANARA ROBECO FOCUSED EQUITY FUND			39.06	35.79	16.41	15.64	N.A	-	20.58	19.53
CANARA ROBECO EMERGING EQUITIES			40.32	38.47	14.83	18.19	21.25	22.76	17.75	-
CANARA ROBECO FLEXICAP FUND*			34.94	35.79	12.67	15.64	18.70	19.83	17.95	16.82*
CANARA ROBECO ELSS TAX SAVER			36.71	35.79	13.90	15.64	20.80	19.83	19.57	17.83
CANARA ROBECO EQUITY HYBRID FUND			29.78	25.57	12.40	11.89	16.20	15.10	11.85	-
CANARA ROBECO BLUE CHIP EQUITY FUND			33.51	32.09	12.71	14.01	17.92	17.81	13.51	12.65
CANARA ROBECO MID CAP FUND			41.87	46.62	N.A	-	N.A	-	29.60	33.16
CANARA ROBECO MULTI CAP FUND			40.50	39.56	N.A	-	N.A	-	31.93	32.05
CANARA ROBECO MANUFACTURING FUND**	28.34	19.90	N.A	-	N.A	-	N.A	-	36.19	28.12

Note:

- Mr. Shridatta Bhandwadar manages 13 open-ended schemes of Canara Robeco Mutual Fund .
- Period for which scheme's performance has been provided is computed basis last day of the month-end preceding the date of advertisement
- Different plans shall have a different expense structure. The performance details provided herein are of Regular plan - Growth Option.
- Past performance may or may not be sustained in the future.
- : Corresponding Benchmark values not available
- N.A.- Not Applicable because scheme is in existence for less than 1 year or 3 years respectively.
- *Since inception return for the benchmark is Composite return - "As TRI data is not available since inception of the scheme, benchmark performance is calculated using composite CAGR of BSE 500 TRI Index. PRI values from 16th Sept 2003 to 1st Aug, 2006 and TRI values since 1st Aug, 2006 are considered.
- Canara Robeco Balanced Advantage Fund has not completed 6 months, hence the performance details are not provided.
- **Scheme has been in existence for more than six months but less than one year, therefore returns shown above are based on simple annualized growth rate of the scheme for the past 6 months and since inception.

SIP RETURNS

(as on 31st October, 2024)

CANARA ROBECO SMALL CAP FUND

Fund Manager: Mr. Pranav Gokhale / Mr. Shridatta Bhandwaladar

	Since Inception	5 yr	3 yr	1 yr
Total Amt invested	690000	600000	360000	120000
Market Value	1731108	1356151	535542	137961
Scheme Returns	33.29%	33.31%	27.55%	28.80%
Nifty Small Cap 250 [#]	32.58%	32.58%	34.79%	29.97%
BSE SENSEX TRI ^{##}	17.24%	17.70%	15.98%	13.51%
Inception Date	15-Feb-19			

1. Investment date is taken to be 1st of the month or next business day if 1st is a holiday and investment of ₹ 10000 is taken. Returns are as on 31st October, 2024 and are based on XIRR approach. 2. The calculations are based on the regular growth plan NAVs. 3. Past performance may or may not be sustained in the future. Scheme Benchmark[#], Additional benchmark^{##}

Disclaimer: The information provided in this document is only for reading purpose and do not constitute any guidelines or recommendation on any course of action to be followed by the reader. Recipients of this document should rely on information/data arising out of their own investigations. Readers are advised to seek independent professional advice, verify the contents and arrive at an informed investment decision before making any investments. Investor shall note that there is no assurance or guarantee that the investment objective of the scheme will be achieved. None of the Sponsor, the Investment Manager, the Trustees, their respective directors, employees, associates or representatives shall be liable for any direct, indirect, special, incidental, consequential, punitive or exemplary damages, including lost profits arising in any way from the information contained in this material.

Mutual fund investments are subject to market risks, read all scheme related documents carefully.

Canara Robeco Mutual Fund

Investment Manager : Canara Robeco Asset Management Co. Ltd. Construction House, 4th Floor, 5, Walchand Hirachand Marg, Ballard Estate, Mumbai 400 001. Tel.: 6658 5000 Fax: 6658 5012 / 13. www.canararobeco.com Toll Free No : 1800 209 2726 CIN No : U65990MH1993PLC071003

Distributed by :

CANARA ROBECO
Mutual Fund