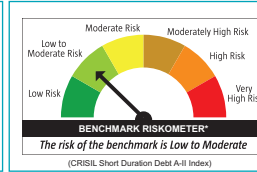
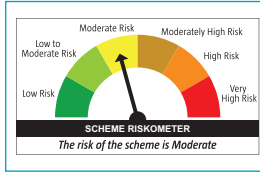


# CANARA ROBECO SHORT DURATION FUND

(Short Duration Fund - An open ended short term debt scheme investing in debt & money market instruments such that the Macaulay duration of the portfolio is between 1 year and 3 years. A moderate interest rate risk and moderate credit risk.

## This product is suitable for investors who are seeking\*:

- Income / capital appreciation over short term
- Investment in debt & money market instruments such that the Macaulay duration of the portfolio is between 1 year and 3 years



Credit Risk	POTENTIAL RISK CLASS (PRC) MATRIX		
	Relatively Low (Class A)	Moderate (Class B)	Relatively High (Class C)
Relatively Low (Class I)			
Moderate (Class II)		B-II	
Relatively High (Class III)			

\*Investors should consult their financial advisers if in doubt about whether the product is suitable for them.

\*Please refer notice cum addendum no. 49 dated January 07, 2025 for change in the risk-o-meter of the benchmark of Canara Robeco Short Duration Fund

Canara Robeco Short Duration Fund intends to generate returns commensurate with a portfolio predominantly comprising of corporate bonds of short-term maturity, money market instruments and government securities.

## A Dynamically managed Short Term Fund:

- Upto 100% of the portfolio would be invested in Debt and Money market instruments with a view to maintain the portfolio Macaulay Duration between 1 year and 3 Years
- The portfolio will be endeavoured to be invested in high credit quality companies thereby minimising the credit risk of the portfolio which is important in the short duration

## The fund would present investors with:

- Opportunity to capture currently available accruals in the form of portfolio running yields on high-quality, short-term debt instruments
- A dynamically managed short term portfolio with an active trading strategy through G-Secs and spread contraction on high quality corporate bonds / state development loans.
- Tax efficient returns for investment of more than 3 years

## Why Now?

Yields across the yield curve have already risen sharply in the recent past in response to higher inflation prints, volatile crude prices and expected fiscal slippages. However, going ahead the interest rates may not go up much from current levels thereby becoming attractive once again to the investors.

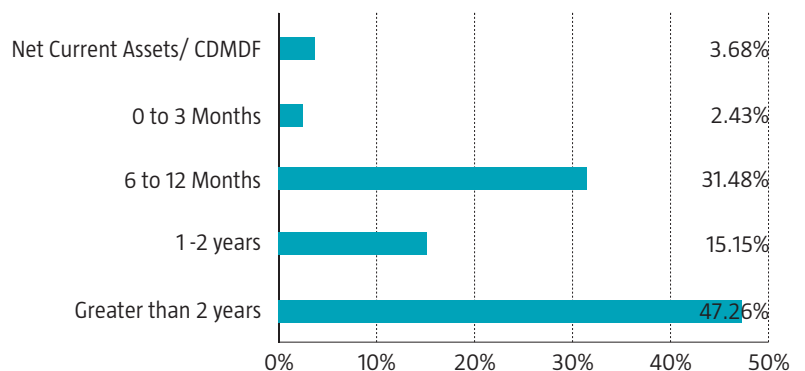
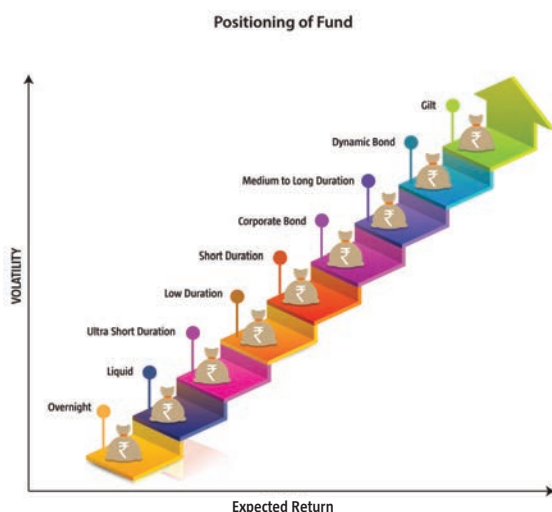
Bond yields for short maturity papers between one and five years continue to remain attractive. High running yield on short to medium term papers is another reason why experts are pushing for this segment now.

Near term volatility increases coherent risks in long duration funds. Thus investors could look at exploring investments for a shorter term till there is certainty about no more rate hikes.

All these augur well for a strategy which focuses on current accruals and active duration management to generate returns as compared to a low credit long duration fund relying on interest rate softening and credit uptake.

## Over all Fixed Income Product Positioning:

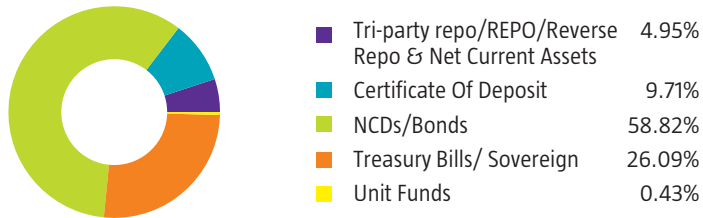
## Maturity Profile (as on December 31, 2024)



The above diagram is only indicative in nature. There is no assurance or guarantee that the investment objective of the scheme will be achieved.

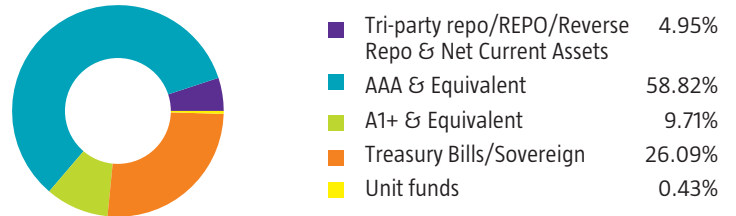
## Portfolio Characteristics (as on December 31, 2024)

### Asset Allocation



## Portfolio Characteristics (as on December 31, 2024)

### Rating Profile



## Income Distribution cum Capital Withdrawal (IDCW) - Payout/Reinvestment

Date of declaration (Record Date)	Dividend Distribution per unit*	NAV as on the date of declaration
<b>Regular Monthly IDCW - Payout/Reinvestment</b>		
26.07.2024	0.06	15.2787
30.08.2024	0.06	15.3264
27.09.2024	0.06	15.3744
25.10.2024	0.06	15.3768
29.11.2024	0.06	15.4107
27.12.2024	0.06	15.4018
<b>Direct Monthly IDCW - Payout/Reinvestment</b>		
26.07.2024	0.06	17.4308
30.08.2024	0.06	17.5039
27.09.2024	0.06	17.5755
25.10.2024	0.06	17.5952
29.11.2024	0.06	17.6528
27.12.2024	0.06	17.6593

Date of declaration (Record Date)	Dividend Distribution per unit*	NAV as on the date of declaration
<b>Regular Quarterly IDCW - Payout/Reinvestment</b>		
29.09.2023	0.19	14.8065
29.12.2023	0.19	14.8442
28.03.2024	0.19	14.9169
28.06.2024	0.19	14.9652
27.09.2024	0.19	15.0928
27.12.2024	0.19	15.1071
<b>Direct Quarterly IDCW - Payout/Reinvestment</b>		
29.09.2023	0.21	16.3005
29.12.2023	0.21	16.3661
28.03.2024	0.21	16.4693
28.06.2024	0.21	16.5476
27.09.2024	0.21	16.7146
27.12.2024	0.21	16.7562

\*On face value of ₹ 10. ● The dividend amount is before tax calculation. ● Past performance may or may not be sustained in the future. Pursuant to payment of dividend, the NAV of the IDCW option of the scheme would fall to the extent of payout and statutory levy (if applicable).

## Fund Specifics

Fund Inception	: 25th April 2011
Investment Objective	: To generate returns by investing in a wide range of debt securities and money market instruments of various maturities and risk profile. However, there is no assurance that the objective of the Fund will be realised.
Monthend AUM (₹)*	: 343.26 Crores
Asset Allocation	: Debt and Money Market instruments- 0% to 100% (Risk- Low to Medium) Reits/Invits- 0% to 10% (Risk- Medium to High)
Minimum Investment Amount	: ₹ 5000 and in multiples of ₹ 1 thereafter <b>Subsequent purchases:</b> Minimum amount of ₹ 1000 and multiples of ₹ 1 thereafter <b>SIP:</b> For any date / monthly frequency – ₹ 1000 and in multiples of ₹ 1 thereafter For quarterly frequency – ₹ 2000 and in multiples of ₹ 1 thereafter <b>STP:</b> For Daily/Weekly/Monthly frequency – ₹ 1000 and in multiples of ₹ 1 thereafter For quarterly frequency – ₹ 2000 and in multiples of ₹ 1 thereafter <b>SWP:</b> For monthly frequency – ₹ 1000 and in multiples of ₹ 1 thereafter For quarterly frequency – ₹ 2000 and in multiples of ₹ 1 thereafter
Entry Load	: Nil
Exit Load	: Nil
Benchmark	: CRISIL Short Duration Debt A-II Index
Plans / Options	: Regular Plan - Monthly Payout of Income Distribution cum Capital Withdrawal Option Regular Plan - Monthly Reinvestment of Income Distribution cum Capital Withdrawal Option Regular Plan - Quarterly Payout of Income Distribution cum Capital Withdrawal Option Regular Plan - Quarterly Reinvestment of Income Distribution cum Capital Withdrawal Option Regular Plan - Growth Option Direct Plan - Monthly Payout of Income Distribution cum Capital Withdrawal Option Direct Plan - Monthly Reinvestment of Income Distribution cum Capital Withdrawal Option Direct Plan - Quarterly Payout of Income Distribution cum Capital Withdrawal Option Direct Plan - Quarterly Reinvestment of Income Distribution cum Capital Withdrawal Option Direct Plan - Growth Option
Fund Manager	: Ms. Suman Prasad / Mr. Avnish Jain

\*Monthend AUM as on 31.12.2024

**CANARA ROBECO SHORT DURATION FUND**

**Fund Manager:** (1) Ms. Suman Prasad is managing the scheme since 16-September-12. (2) Mr. Avnish Jain is managing the scheme since 18-July-22

Period	Returns (%)			Current Value of Standard Investment of ₹ 10000		
	Scheme	CRISIL Short Duration Debt A-II Index <sup>#</sup>	CRISIL 10 Year Gilt Index <sup>##</sup>	Scheme	CRISIL Short Duration Debt A-II Index <sup>#</sup>	CRISIL 10 Year Gilt Index <sup>##</sup>
Last 1 Year	7.14	7.80	9.51	10720	10786	10960
Last 3 Years	5.42	6.11	5.87	11717	11949	11868
Last 5 Years	5.58	6.35	5.61	13126	13610	13143
Since Inception	6.71	7.76	6.67	24354	27826	24229

The past performance may or may not be sustained in the future. Returns are based on NAV of Regular Plan – Growth Option and are calculated on compounded annualized basis for a period of more than (or equal to) a year and Simple annualized basis for a period less than a year. Inception Date: April 25, 2011. Different plans have a different expense structure. As per the provisions of SEBI circular dated April 12, 2018 (Performance disclosure post consolidation/ Merger of Schemes), the past performance of aforesaid scheme is based on the historical NAV of Canara Robeco Short Duration Fund (erstwhile Canara Robeco Yield Advantage Fund) and hence may not be comparable.

Scheme Benchmark<sup>#</sup> ● Additional Benchmark<sup>##</sup> ● - : Corresponding Benchmark values not available ● Load is not taken into consideration for computation of returns. Returns of IDCW Option under the scheme for the investor would be net of tax deducted at source. ● \*Please refer notice cum addendum no.51 dated March 07, 2024 for Change in Benchmark of Open Ended Debt Schemes of Canara Robeco Mutual Fund (CRMF)

## Scheme Performance - Fund Manager wise

(as on December 31, 2024)

**Fund Manager: Ms. Suman Prasad**

Scheme Names	CAGR (%)							
	1 Year Return		3 Years Return		5 Years Return		Since Inception	
	Scheme	Benchmark <sup>#</sup>	Scheme	Benchmark <sup>#</sup>	Scheme	Benchmark <sup>#</sup>	Scheme	Benchmark <sup>#</sup>
CANARA ROBECO OVERNIGHT FUND	6.58	6.73	5.96	6.08	4.88	4.98	4.90	5.00
CANARA ROBECO SHORT DURATION FUND <sup>^</sup>	7.14	7.80	5.42	6.11	5.58	6.35	6.71	7.76
CANARA ROBECO CORPORATE BOND FUND	7.44	7.70	5.45	6.07	5.73	6.59	7.00	8.24
CANARA ROBECO BANKING AND PSU DEBT FUND	7.60	7.47	N.A	-	N.A	-	6.49	6.98

## Note:

- Ms. Suman Prasad manages 5 open-ended schemes of Canara Robeco Mutual Fund.
- Period for which scheme's performance has been provided is computed basis last day of the month-end preceding the date of advertisement
- Different plans shall have a different expense structure. The performance details provided herein are of Regular plan - Growth Option.
- <sup>^</sup>As per the provisions of SEBI circular dated April 12, 2018 (Performance disclosure post consolidation/ Merger of Schemes), the past performance of aforesaid scheme is based on the historical NAV of Canara Robeco Short Duration Fund (erstwhile Canara Robeco Yield Advantage Fund) and hence may not be comparable.
- Past performance may or may not be sustained in the future.
- Canara Robeco Balanced Advantage Fund has not completed 6 months, hence the performance details are not provided.
- N.A. - Not Applicable because scheme is in existence for less than 3 years.
- : Corresponding Benchmark values not available

**Fund Manager: Mr. Avnish Jain**

Scheme Names	CAGR (%)							
	1 Year Return		3 Years Return		5 Years Return		Since Inception	
	Scheme	Benchmark <sup>#</sup>	Scheme	Benchmark <sup>#</sup>	Scheme	Benchmark <sup>#</sup>	Scheme	Benchmark <sup>#</sup>
CANARA ROBECO EQUITY HYBRID FUND <sup>*</sup>	15.23	12.69	11.91	11.85	15.53	14.59	11.74	-
CANARA ROBECO CONSERVATIVE HYBRID FUND <sup>^</sup>	10.07	9.78	7.42	7.55	9.18	8.74	10.11	8.88
CANARA ROBECO LIQUID FUND	7.34	7.28	6.41	6.46	5.22	5.41	6.97	6.81
CANARA ROBECO SAVINGS FUND	7.31	7.60	6.13	6.50	5.57	6.06	7.31	7.23
CANARA ROBECO ULTRA SHORT TERM FUND	6.73	7.59	5.68	6.66	4.83	5.91	6.79	7.43
CANARA ROBECO CORPORATE BOND FUND	7.44	7.70	5.45	6.07	5.73	6.59	7.00	8.24
CANARA ROBECO GILT FUND	8.68	9.82	5.81	6.54	5.88	6.90	8.26	8.51
CANARA ROBECO DYNAMIC BOND FUND	7.63	8.86	5.25	6.00	5.28	6.88	6.91	7.82
CANARA ROBECO INCOME FUND	7.56	8.62	4.90	5.94	5.30	6.87	7.81	7.66
CANARA ROBECO SHORT DURATION FUND <sup>^</sup>	7.14	7.80	5.42	6.11	5.58	6.35	6.71	7.76
CANARA ROBECO BANKING AND PSU DEBT FUND	7.60	7.47	N.A	-	N.A	-	6.49	6.98

## Note:

- Mr. Avnish Jain manages 11 open-ended schemes of Canara Robeco Mutual Fund.
- Period for which scheme's performance has been provided is computed basis last day of the month-end preceding the date of advertisement
- Different plans shall have a different expense structure. The performance details provided herein are of Regular plan - Growth Option.
- <sup>\*</sup>Managing the portfolio only for debt allocation
- <sup>^</sup>As per the provisions of SEBI circular dated April 12, 2018 (Performance disclosure post consolidation/ Merger of Schemes), the past performance of aforesaid scheme is based on the historical NAV of Canara Robeco Income Saver Fund (erstwhile Canara Robeco Monthly Income Plan) and hence may not be comparable.
- Past performance may or may not be sustained in the future.
- : Corresponding Benchmark values not available
- N.A. - Not Applicable because scheme is in existence for less than 3 years.

## CANARA ROBECO SHORT DURATION FUND

Fund Manager: Ms. Suman Prasad &amp; Mr. Avnish Jain

	Since Inception	10 yr	7 yr	5 yr	3 yr	1 yr
Total Amt invested	1650000	1200000	840000	600000	360000	120000
Market Value	2600745	1637497	1031734	690556	396761	124516
Scheme Returns	6.34%	6.05%	5.78%	5.56%	6.41%	7.05%
CRISIL Short Duration Debt A-II Index <sup>#</sup>	7.28%	6.82%	6.58%	6.32%	7.17%	7.71%
CRISIL 10 Year Gilt Index <sup>##</sup>	6.57%	6.25%	6.33%	6.14%	8.17%	9.08%
Inception Date	25-Apr-11					

As per the provisions of SEBI circular dated April 12, 2018 (Performance disclosure post consolidation/ Merger of Schemes), the past performance of aforesaid scheme is based on the historical NAV of Canara Robeco Short Duration Fund (erstwhile Canara Robeco Yield Advantage Fund) and hence may not be comparable.

**1. Investment date is taken to be 1st of the month or next business day if 1st is a holiday and investment of ₹ 10000 is taken. Returns are as on December 31, 2024 and are based on XIRR approach. 2.** The calculations are based on the regular growth plan NAVs. **3. NA :** Not Applicable as Benchmark index data not available for the period **4. Past performance may or may not be sustained in the future.** Scheme Benchmark<sup>#</sup>, Additional benchmark<sup>##</sup>

**Disclaimer:** The information provided in this document is only for reading purpose and do not constitute any guidelines or recommendation on any course of action to be followed by the reader. Recipients of this document should rely on information/data arising out of their own investigations. Readers are advised to seek independent professional advice, verify the contents and arrive at an informed investment decision before making any investments. Investor shall note that there is no assurance or guarantee that the investment objective of the scheme will be achieved. None of the Sponsor, the Investment Manager, the Trustees, their respective directors, employees, associates or representatives shall be liable for any direct, indirect, special, incidental, consequential, punitive or exemplary damages, including lost profits arising in any way from the information contained in this material.

**Mutual fund investments are subject to market risks, read all scheme related documents carefully.**

## Canara Robeco Mutual Fund

Investment Manager : Canara Robeco Asset Management Co. Ltd. Construction House, 4th Floor, 5, Walchand Hirachand Marg, Ballard Estate, Mumbai 400 001. Tel.: 6658 5000 Fax: 6658 5012 / 13. www.canararobeco.com Toll Free No : 1800 209 2726 CIN No : U65990MH1993PLC071003

Distributed by :

**CANARA ROBECO**  
Mutual Fund