

Performance along with Product Labels of Schemes of Canara Robeco Mutual Fund

The performance of the Schemes of Canara Robeco Mutual Fund for the period ended October 31, 2024 is provided below:

1) Canara Robeco Equity Hybrid Fund

Canara Robeco Equity Hybrid Fund – Regular Plan – Growth Option and Canara Robeco Equity Hybrid Fund – Direct Plan – Growth Option

Period	Scheme Returns (%)		Benchmark Returns (%) (CRISIL Hybrid 35+65 - Aggressive Index)	
	Regular Plan	Direct Plan	Regular Plan	Direct Plan
Returns for the last 1 year	29.78	31.25	25.57	25.57
Returns for the last 3 years	12.40	13.73	11.89	11.89
Returns for the last 5 years	16.20	17.57	15.10	15.10
Returns since inception	11.85	15.41	#	12.92

- Corresponding Benchmark Returns/ Market value of Benchmark Index not available

2) Canara Robeco Dynamic Bond Fund

Canara Robeco Dynamic Bond Fund – Regular Plan – Growth Option and Canara Robeco Dynamic Bond Fund – Direct Plan – Growth Option

Period	Scheme Returns (%)		Benchmark Returns (%) (CRISIL Dynamic Bond A-III Index)	
	Regular Plan	Direct Plan	Regular Plan	Direct Plan
Returns for the last 1 year	9.10	10.28	9.79	9.79
Returns for the last 3 years	5.16	6.30	5.86	5.86
Returns for the last 5 years	5.23	6.31	6.86	6.86
Returns since inception	6.94	7.88	7.83	7.93

3) Canara Robeco Emerging Equities

Canara Robeco Emerging Equities – Regular Plan – Growth Option and Canara Robeco Emerging Equities – Direct Plan – Growth Option

Period	Scheme Returns (%)		Benchmark Returns (%) (NIFTY Large Midcap 250 TRI)	
	Regular Plan	Direct Plan	Regular Plan	Direct Plan
Returns for the last 1 year	40.32	41.78	38.47	38.47
Returns for the last 3 years	14.83	16.11	18.19	18.19
Returns for the last 5 years	21.25	22.64	22.76	22.76
Returns since inception	17.75	21.61	#	17.29

- Corresponding Benchmark Returns/ Market value of Benchmark Index not available

4) Canara Robeco Flexi Cap Fund

Canara Robeco Flexi Cap Fund – Regular Plan – Growth Option and Canara Robeco Flexi Cap Fund – Direct Plan – Growth Option

Period	Scheme Returns (%)		Benchmark Returns (%) (BSE500 TRI)	
	Regular Plan	Direct Plan	Regular Plan	Direct Plan
Returns for the last 1 year	34.94	36.49	35.79	35.79
Returns for the last 3 years	12.67	14.07	15.64	15.64
Returns for the last 5 years	18.70	20.22	19.83	19.83
Returns since inception	17.95	15.78	16.82 \$	15.35

\$ - Since inception return for the benchmark is Composite return - “As TRI data is not available since inception of the scheme, benchmark performance is calculated using composite CAGR of BSE 500 TRI Index. PRI values from 16th Sept 2003 to 1st Aug, 2006 and TRI values since 1st Aug, 2006 are considered.”

5) Canara Robeco ELSS Tax Saver Fund

Canara Robeco ELSS Tax Saver Fund – Regular Plan – Growth Option and Canara Robeco ELSS Tax Saver Fund – Direct Plan – Growth Option

Period	Scheme Returns (%)		Benchmark Returns (%) (BSE 500 TRI)	
	Regular Plan	Direct Plan	Regular Plan	Direct Plan
Returns for the last 1 year	36.71	38.28	35.79	35.79
Returns for the last 3 years	13.90	15.33	15.64	15.64
Returns for the last 5 years	20.80	22.25	19.83	19.83
Returns since inception	19.57	16.97	17.83	15.35

6) Canara Robeco Savings Fund

Canara Robeco Savings Fund – Regular Plan – Growth Option and Canara Robeco Savings Fund – Direct Plan – Growth Option

Period	Scheme Returns (%)		Benchmark Returns (%) (CRISIL Low Duration Debt A-I Index)	
	Regular Plan	Direct Plan	Regular Plan	Direct Plan
Returns for the last 1 year	7.43	7.74	7.71	7.71
Returns for the last 3 years	5.94	6.23	6.33	6.33
Returns for the last 5 years	5.53	5.81	6.02	6.02
Returns since inception	7.32	7.26	7.23	7.49

7) Canara Robeco Consumer Trends Fund

Canara Robeco Consumer Trends Fund – Regular Plan – Growth Option and Canara Robeco Consumer Trends Fund – Direct Plan – Growth Option

Period	Scheme Returns (%)		Benchmark Returns (%) (BSE 100 TRI)	
	Regular Plan	Direct Plan	Regular Plan	Direct Plan
Returns for the last 1 year	38.41	40.15	32.09	32.09
Returns for the last 3 years	17.72	19.27	14.01	14.01
Returns for the last 5 years	20.60	22.18	17.81	17.81
Returns since inception	17.13	18.60	13.04	14.45

8) Canara Robeco Gilt Fund

Canara Robeco Gilt Fund – Regular Plan – Growth Option and Canara Robeco Gilt Fund – Direct Plan – Growth Option

Period	Scheme Returns (%)		Benchmark Returns (%) (CRISIL Dynamic Gilt Index)	
	Regular Plan	Direct Plan	Regular Plan	Direct Plan
Returns for the last 1 year	10.23	11.03	11.09	11.09
Returns for the last 3 years	5.71	6.45	6.35	6.35
Returns for the last 5 years	5.80	6.54	6.76	6.76
Returns since inception	8.29	8.21	8.51	7.67

9) Canara Robeco Income Fund

Canara Robeco Income Fund – Regular Plan – Growth Option and Canara Robeco Income Fund – Direct Plan – Growth Option

Period	Scheme Returns (%)		Benchmark Returns (%) (CRISIL Medium to Long Duration Debt A-III Index)	
	Regular Plan	Direct Plan	Regular Plan	Direct Plan
Returns for the last 1 year	8.72	9.98	9.53	9.53
Returns for the last 3 years	4.75	5.95	5.78	5.78
Returns for the last 5 years	5.24	6.43	6.82	6.82
Returns since inception	7.83	7.85	7.67	7.92

10) Canara Robeco Infrastructure

Canara Robeco Infrastructure – Regular Plan – Growth Option and Canara Robeco Infrastructure – Direct Plan – Growth Option

Period	Scheme Returns (%)		Benchmark Returns (%) (BSE India Infrastructure index TRI)	
	Regular Plan	Direct Plan	Regular Plan	Direct Plan
Returns for the last 1 year	61.65	63.77	75.66	75.66
Returns for the last 3 years	29.06	30.66	36.87	36.87
Returns for the last 5 years	28.66	30.09	31.99	31.99
Returns since inception	15.73	18.80	#	#

- Corresponding Benchmark Returns/ Market value of Benchmark Index not available

11) Canara Robeco Blue Chip Equity Fund

Canara Robeco Blue Chip Equity Fund – Regular Plan – Growth Option and Canara Robeco Blue Chip Equity Fund – Direct Plan – Growth Option

Period	Scheme Returns (%)		Benchmark Returns (%) (BSE 100 TRI)	
	Regular Plan	Direct Plan	Regular Plan	Direct Plan
Returns for the last 1 year	33.51	35.09	32.09	32.09
Returns for the last 3 years	12.71	14.20	14.01	14.01
Returns for the last 5 years	17.92	19.56	17.81	17.81
Returns since inception	13.51	15.89	12.65	14.45

12) Canara Robeco Liquid Fund

Canara Robeco Liquid Fund – Regular Plan – Growth Option and Canara Robeco Liquid Fund – Direct Plan – Growth Option

Period	Scheme Returns (%)		Benchmark Returns (%) (CRISIL Liquid Debt A-I Index)	
	Regular Plan	Direct Plan	Regular Plan	Direct Plan
Returns for the last 1 year	7.37	7.45	7.34	7.34
Returns for the last 3 years	6.20	6.26	6.27	6.27
Returns for the last 5 years	5.15	5.20	5.35	5.35
Returns since inception	6.97	6.72	6.81	6.75

13) Canara Robeco Conservative Hybrid Fund

Canara Robeco Conservative Hybrid Fund – Regular Plan – Growth Option and Canara Robeco Conservative Hybrid Fund – Direct Plan – Growth Option

Period	Scheme Returns (%)		Benchmark Returns (%) (CRISIL Hybrid 85+15 - Conservative Index)	
	Regular Plan	Direct Plan	Regular Plan	Direct Plan
Returns for the last 1 year	14.24	14.24	13.21	13.21
Returns for the last 3 years	7.52	7.51	7.46	7.46
Returns for the last 5 years	9.35	9.35	8.83	8.83
Returns since inception	9.69	10.17	#	8.92

- Corresponding Benchmark Returns/ Market value of Benchmark Index not available

14) Canara Robeco Ultra Short Term Fund

Canara Robeco Ultra Short Term Fund – Regular Plan – Growth Option and Canara Robeco Ultra Short Term Fund – Direct Plan – Growth Option

Period	Scheme Returns (%)		Benchmark Returns (%) (CRISIL Ultra Short Duration Debt A-I Index)	
	Regular Plan	Direct Plan	Regular Plan	Direct Plan
Returns for the last 1 year	6.76	7.33	7.67	7.67
Returns for the last 3 years	5.48	6.05	6.49	6.49
Returns for the last 5 years	4.79	5.37	5.87	5.87
Returns since inception	6.80	6.90	7.43	7.23

15) Canara Robeco Short Duration Fund

Canara Robeco Short Duration Fund – Regular Plan – Growth Option and Canara Robeco Short Duration Fund – Direct Plan – Growth Option

Period	Scheme Returns (%)		Benchmark Returns (%) (CRISIL Short Duration Debt A-II Index)	
	Regular Plan	Direct Plan	Regular Plan	Direct Plan
Returns for the last 1 year	7.43	8.08	8.08	8.08
Returns for the last 3 years	5.22	5.85	5.95	5.95
Returns for the last 5 years	5.54	6.19	6.29	6.29
Returns since inception	6.72	7.21	7.77	7.62

16) Canara Robeco Corporate Bond Fund

Canara Robeco Corporate Bond Fund – Regular Plan – Growth Option and Canara Robeco Corporate Bond Fund – Direct Plan – Growth Option

Period	Scheme Returns (%)		Benchmark Returns (%) (CRISIL Corporate Debt A-II Index)	
	Regular Plan	Direct Plan	Regular Plan	Direct Plan
Returns for the last 1 year	7.75	8.45	8.03	8.03
Returns for the last 3 years	5.28	5.96	5.90	5.90
Returns for the last 5 years	5.72	6.40	6.51	6.51
Returns since inception	7.02	7.67	8.27	8.27

17) Canara Robeco Small Cap Fund

Canara Robeco Small Cap Fund – Regular Plan – Growth Option and Canara Robeco Small Cap Fund – Direct Plan – Growth Option

Period	Scheme Returns (%)		Benchmark Returns (%) <i>(NIFTY Small Cap 250 TRI)</i>	
	Regular Plan	Direct Plan	Regular Plan	Direct Plan
Returns for the last 1 year	39.67	41.41	48.41	48.41
Returns for the last 3 years	22.34	24.13	24.61	24.61
Returns for the last 5 years	33.73	35.81	31.04	31.04
Returns since inception	27.78	29.83	27.17	27.17

18) Canara Robeco Overnight Fund

Canara Robeco Overnight Fund – Regular Plan – Growth Option and Canara Robeco Overnight Fund – Direct Plan – Growth Option

Period	Scheme Returns (%)		Benchmark Returns (%) <i>(CRISIL Liquid Overnight Index)</i>	
	Regular Plan	Direct Plan	Regular Plan	Direct Plan
Returns for the last 1 year	6.63	6.64	6.77	6.77
Returns for the last 3 years	5.77	5.78	5.90	5.90
Returns for the last 5 years	4.83	4.84	4.92	4.92
Returns since inception	4.85	4.87	4.94	4.94

19) Canara Robeco Focused Equity Fund

Canara Robeco Focused Equity Fund – Regular Plan – Growth Option and Canara Robeco Focused Equity Fund – Direct Plan – Growth Option

Period	Scheme Returns (%)		Benchmark Returns (%) (BSE500 TRI)	
	Regular Plan	Direct Plan	Regular Plan	Direct Plan
Returns for the last 1 year	39.06	41.13	35.79	35.79
Returns for the last 3 years	16.41	18.25	15.64	15.64
Returns for the last 5 years	-	-	-	-
Returns since inception	20.58	22.53	19.53	19.53

Scheme is in existence for less than 5 years hence returns of 5 years are not mentioned.

20) Canara Robeco Value Fund

Canara Robeco Value Fund – Regular Plan – Growth Option and Canara Robeco Value Fund – Direct Plan – Growth Option

Period	Scheme Returns (%)		Benchmark Returns (%) (BSE500 TRI)	
	Regular Plan	Direct Plan	Regular Plan	Direct Plan
Returns for the last 1 year	38.48	40.66	35.79	35.79
Returns for the last 3 years	20.88	22.82	15.64	15.64
Returns for the last 5 years	-	-	-	-
Returns since inception	20.94	22.89	15.65	15.65

Scheme is in existence for less than 5 years hence returns of 5 years are not mentioned.

21) Canara Robeco Banking and PSU Debt Fund

Canara Robeco Banking and PSU Debt Fund – Regular Plan – Growth Option and Canara Robeco Banking and PSU Debt Fund – Direct Plan – Growth Option

Period	Scheme Returns (%)		Benchmark Returns (%) (CRISIL Banking and PSU Debt A-II Index)	
	Regular Plan	Direct Plan	Regular Plan	Direct Plan
Returns for the last 1 year	8.26	7.90	7.77	7.77
Returns for the last 3 years	-	-	-	-
Returns for the last 5 years	-	-	-	-
Returns since inception	6.85	6.52	7.03	7.03

Scheme is in existence for less than 3 years hence returns of 3 & 5 years are not mentioned.

22) Canara Robeco Mid Cap Fund

Canara Robeco Mid Cap Fund – Regular Plan – Growth Option and Canara Robeco Mid Cap Fund – Direct Plan – Growth Option

Period	Scheme Returns (%)		Benchmark Returns (%) (BSE 150 Mid Cap TRI)	
	Regular Plan	Direct Plan	Regular Plan	Direct Plan
Returns for the last 1 year	43.81	41.87	46.62	46.62
Returns for the last 3 years	-	-	-	-
Returns for the last 5 years	-	-	-	-
Returns since inception	31.52	29.60	33.16	33.16

Scheme is in existence for less than 3 years hence returns of 3 & 5 years are not mentioned.

23) Canara Robeco Multi Cap Fund

Canara Robeco Multi Cap Fund – Regular Plan – Growth Option and Canara Robeco Multi Cap Fund – Direct Plan – Growth Option

Period	Scheme Returns (%)		Benchmark Returns (%) (NIFTY 500 Multicap 50:25:25 Index TRI)	
	Regular Plan	Direct Plan	Regular Plan	Direct Plan
Returns for the last 1 year	42.61	40.50	39.56	39.56
Returns for the last 3 years	-	-	-	-
Returns for the last 5 years	-	-	-	-
Returns since inception	33.91	31.93	32.05	32.05

Scheme is in existence for less than 3 years hence returns of 3 & 5 years are not mentioned.

24) Canara Robeco Manufacturing Fund

Canara Robeco Manufacturing Fund – Regular Plan – Growth Option and Canara Robeco Manufacturing Fund – Direct Plan – Growth Option

Period	Scheme Returns (%)		Benchmark Returns (%) (Nifty India Manufacturing TRI)	
	Regular Plan	Direct Plan	Regular Plan	Direct Plan
Returns for the last 1 year	-	-	-	-
Returns for the last 3 years	-	-	-	-
Returns for the last 5 years	-	-	-	-
Returns since inception	36.19	38.22	28.12	28.12

Scheme has been in existence for more than six months but less than one year, therefore returns shown above are based on simple annualized growth rate of the scheme for the past 6 months and since inception from the last day of previous month-end. Inception date : March 11, 2024

25) Canara Robeco Balanced Advantage Fund

Canara Robeco Balanced Advantage Fund – Regular Plan – Growth Option and Canara Robeco Balanced Advantage Fund – Direct Plan – Growth Option

Period	Scheme Returns (%)		Benchmark Returns (%) (CRISIL Hybrid 50+50 – Moderate Index)	
	Regular Plan	Direct Plan	Regular Plan	Direct Plan
Returns for the last 1 year	-	-	-	-
Returns for the last 3 years	-	-	-	-
Returns for the last 5 years	-	-	-	-
Returns since inception	4.46	6.08	-0.95	-0.95

Scheme has been in existence for more than six months but less than one year, therefore returns shown above are based on simple annualized growth rate of the scheme for the past 6 months and since inception from the last day of previous month-end. Inception date : August 02, 2024

Notes:

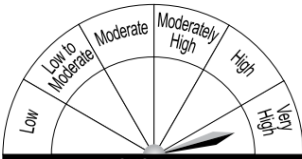

PAST PERFORMANCE MAY OR MAY NOT BE SUSTAINED IN FUTURE.

Returns are based on NAVs of Regular Plan – Growth Option and Direct Plan – Growth Option and are calculated on compounded annualized basis for a period of more than (or equal to) a year and Simple annualized basis for a period less than a year.

Different plans have a different expense structure.


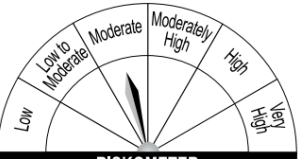
PRODUCT LABEL AND POTENTIAL RISK MATRIX OF SCHEMES:

1) **Canara Robeco Equity Hybrid Fund**

This product is suitable for investors who are seeking*:	Scheme Riskometer	Benchmark Riskometer
<ul style="list-style-type: none"> • Income/capital appreciation over long term • Investment predominantly in equity and equity related instruments and a small portion in debt and money market instruments 	 <p>RISKOMETER Investors understand that their principal will be at very high risk</p>	 <p>RISKOMETER Benchmark Riskometer is at Very High Risk (CRISIL Hybrid 35+65 - Aggressive Index)</p>

*Investors should consult their financial advisers, if in doubt about whether the product is suitable for them.

2) **Canara Robeco Dynamic Bond Fund**



This product is suitable for investors who are seeking*:	Scheme Riskometer	Benchmark Riskometer
<ul style="list-style-type: none"> • Income/Capital appreciation by dynamically managing duration • Investment in Debt and Money Market securities across duration 	 <p>RISKOMETER Investors understand that their principal will be at moderate risk</p>	 <p>RISKOMETER Benchmark Riskometer is at Moderate Risk CRISIL Dynamic Bond A-III Index</p>

*Investors should consult their financial advisers, if in doubt about whether the product is suitable for them.

POTENTIAL RISK CLASS (PRC) MATRIX



Relatively High Interest Rate Risk and Moderate Credit Risk			
Credit Risk →	Relatively Low (Class A)	Moderate (Class B)	Relatively High (Class C)
Interest Rate Risk ↓			
Relatively Low (Class I)			
Moderate (Class II)			
Relatively High (Class III)		B-III	

3) Canara Robeco Emerging Equities

This product is suitable for investors who are seeking*:	Scheme Riskometer	Benchmark Riskometer
<ul style="list-style-type: none"> • Capital appreciation over long term • Investing predominantly in equities and equity related instruments of both large cap and mid cap companies 	 <p>RISKOMETER Investors understand that their principal will be at very high risk</p>	 <p>RISKOMETER Benchmark Riskometer is at Very High Risk NIFTY Large Midcap 250 TRI</p>

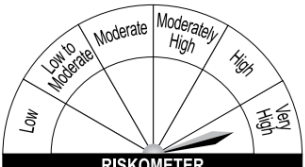

*Investors should consult their financial advisers, if in doubt about whether the product is suitable for them.

4) Canara Robeco Flexi Cap Fund

This product is suitable for investors who are seeking*:	Scheme Riskometer	Benchmark Riskometer
<ul style="list-style-type: none"> • Capital appreciation over long term • Investments in equity and equity related instruments across large cap, mid cap, small cap stocks 	 <p>RISKOMETER Investors understand that their principal will be at very high risk</p>	 <p>RISKOMETER Benchmark Riskometer is at Very High Risk AMFI Tier I Benchmark - BSE 500 TRI</p>

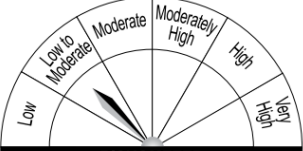
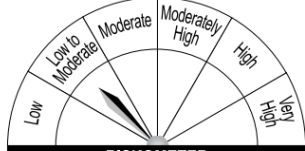
*Investors should consult their financial advisers, if in doubt about whether the product is suitable for them.

5) Canara Robeco ELSS Tax Saver Fund

This product is suitable for investors who are seeking*:	Scheme Riskometer	Benchmark Riskometer
<ul style="list-style-type: none"> • Capital appreciation over long term • Investment in equity and equity related securities with a statutory lock in of 3 years and tax benefit 	 <p>RISKOMETER Investors understand that their principal will be at very high risk</p>	 <p>RISKOMETER Benchmark Riskometer is at Very High Risk AMFI Tier I Benchmark - BSE 500 TRI</p>

*Investors should consult their financial advisers, if in doubt about whether the product is suitable for them.

6) Canara Robeco Savings Fund


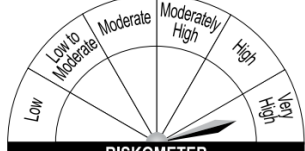
This product is suitable for investors who are seeking*:	Scheme Riskometer	Benchmark Riskometer
<ul style="list-style-type: none"> Income/Capital appreciation through a low duration strategy Investment in debt & money market instruments such that the Macaulay duration of the portfolio is between 6 months and 12 months 	 <p>RISKOMETER Investors understand that their principal will be at low to moderate risk</p>	 <p>RISKOMETER Benchmark Riskometer is at Low to Moderate Risk CRISIL Low Duration Debt A-I Index</p>

*Investors should consult their financial advisers, if in doubt about whether the product is suitable for them.

POTENTIAL RISK CLASS (PRC) MATRIX



Relatively Low Interest Rate Risk and Moderate Credit Risk			
Credit Risk →	Relatively Low (Class A)	Moderate (Class B)	Relatively High (Class C)
Interest Rate Risk ↓			
Relatively Low (Class I)		B-I	
Moderate (Class II)			
Relatively High (Class III)			

7) Canara Robeco Consumer Trends Fund

This product is suitable for investors who are seeking*:	Scheme Riskometer	Benchmark Riskometer
<ul style="list-style-type: none"> Capital appreciation over long term Investing in equity and equity related securities of companies following the Consumption and Financial Theme 	 <p>RISKOMETER Investors understand that their principal will be at very high risk</p>	 <p>RISKOMETER Benchmark Riskometer is at Very High Risk AMFI Tier I Benchmark - BSE 100 TRI</p>

*Investors should consult their financial advisers, if in doubt about whether the product is suitable for them.

8) Canara Robeco Gilt Fund

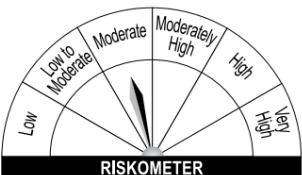

<p>This product is suitable for investors who are seeking*:</p> <ul style="list-style-type: none"> • Risk free return (except interest rate risk) and long term capital appreciation • Investment in government securities across maturity 	<p align="center">Scheme Riskometer</p>  <p align="center">RISKOMETER</p> <p align="center">Investors understand that their principal will be at moderate risk</p>	<p align="center">Benchmark Riskometer</p>  <p align="center">RISKOMETER</p> <p align="center">Benchmark Riskometer is at Moderate Risk CRISIL Dynamic Gilt Index</p>
---	--	--

*Investors should consult their financial advisers, if in doubt about whether the product is suitable for them.

POTENTIAL RISK CLASS (PRC) MATRIX

Relatively High Interest Rate Risk and Relatively Low Credit Risk			
Credit Risk →	Relatively Low (Class A)	Moderate (Class B)	Relatively High (Class C)
Interest Rate Risk ↓			
Relatively Low (Class I)			
Moderate (Class II)			
Relatively High (Class III)	A-III		

9) Canara Robeco Income Fund

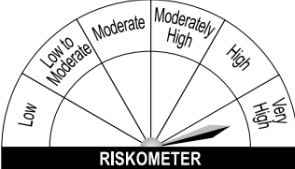
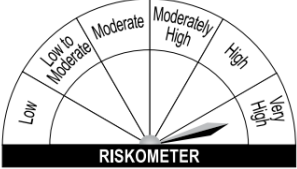
<p>This product is suitable for investors who are seeking*:</p> <ul style="list-style-type: none"> • Income/capital appreciation over Medium to Long term • Investment in debt & money market instruments such that the Macaulay duration of the portfolio is between 4 years and 7 years (Portfolio Macaulay duration under anticipated adverse situation is 1 year to 7 years) 	<p align="center">Scheme Riskometer</p>  <p align="center">RISKOMETER</p> <p align="center">Investors understand that their principal will be at moderate risk</p>	<p align="center">Benchmark Riskometer</p>  <p align="center">RISKOMETER</p> <p align="center">Benchmark Riskometer is at Moderate Risk CRISIL Medium to Long Duration Debt A-III Index</p>
---	--	--

*Investors should consult their financial advisers, if in doubt about whether the product is suitable for them.

POTENTIAL RISK CLASS (PRC) MATRIX

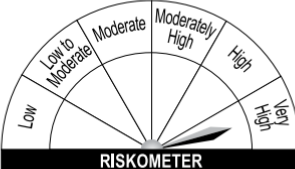

Relatively High Interest Rate Risk and Moderate Credit Risk			
Credit Risk →	Relatively Low (Class A)	Moderate (Class B)	Relatively High (Class C)
Interest Rate Risk ↓			
Relatively Low (Class I)			
Moderate (Class II)			
Relatively High (Class III)		B-III	

10) Canara Robeco Infrastructure

<p>This product is suitable for investors who are seeking*:</p> <ul style="list-style-type: none"> Capital appreciation over long term Investing in equities and equity related instruments of companies following the infrastructure theme 	<p>Scheme Riskometer</p>  <p>RISKOMETER Investors understand that their principal will be at very high risk</p>	<p>Benchmark Riskometer</p>  <p>RISKOMETER Benchmark Riskometer is at Very High Risk AMFI Tier I Benchmark - BSE India Infrastructure TRI</p>
--	--	--



*Investors should consult their financial advisers, if in doubt about whether the product is suitable for them.

11) Canara Robeco Blue Chip Equity Fund

<p>This product is suitable for investors who are seeking*:</p> <ul style="list-style-type: none"> Capital appreciation over long term Investing predominantly in equities and equity related instruments of large cap companies 	<p>Scheme Riskometer</p>  <p>RISKOMETER Investors understand that their principal will be at very high risk</p>	<p>Benchmark Riskometer</p>  <p>RISKOMETER Benchmark Riskometer is at Very High Risk AMFI Tier I Benchmark - BSE 100 TRI</p>
---	---	--

*Investors should consult their financial advisers, if in doubt about whether the product is suitable for them.

12) Canara Robeco Liquid Fund



<p>This product is suitable for investors who are seeking*:</p> <ul style="list-style-type: none"> Income/Capital appreciation while maintaining a level of high liquidity Investment in a mix of Debt and Money Market instruments with maturity of upto 91 days only 	<p>Scheme Riskometer</p>  <p>RISKOMETER Investors understand that their principal will be at low to moderate risk</p>	<p>Benchmark Riskometer</p>  <p>RISKOMETER Benchmark Riskometer is at Low to Moderate Risk (CRISIL Liquid Debt A-I Index)</p>
---	--	--

*Investors should consult their financial advisers, if in doubt about whether the product is suitable for them.

POTENTIAL RISK CLASS (PRC) MATRIX

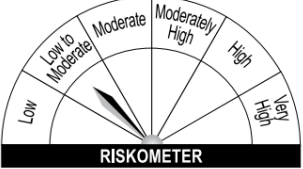
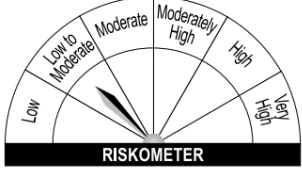
Relatively Low Interest Rate Risk and Relatively Low Credit Risk			
Credit Risk →	Relatively Low (Class A)	Moderate (Class B)	Relatively High (Class C)
Interest Rate Risk ↓			
Relatively Low (Class I)	A-I		
Moderate (Class II)			
Relatively High (Class III)			

13) Canara Robeco Conservative Hybrid Fund

<p>This product is suitable for investors who are seeking*:</p> <ul style="list-style-type: none"> Income/Capital appreciation over medium term to long term. Investment predominantly in debt and money market instruments and small portion in equity 	<p align="center">Scheme Riskometer</p>  <p align="center">RISKOMETER</p> <p align="center">Investors understand that their principal will be at moderately high risk</p>	<p align="center">Benchmark Riskometer</p>  <p align="center">RISKOMETER</p> <p align="center">Benchmark Riskometer is at Moderately High Risk (CRISIL Hybrid 85+15-Conservative Index)</p>
--	---	--

*Investors should consult their financial advisers, if in doubt about whether the product is suitable for them.

14) Canara Robeco Ultra Short Term Fund



<p>This product is suitable for investors who are seeking*:</p> <ul style="list-style-type: none"> Income/Capital appreciation over ultra-short term through a low risk strategy Investment in a mix of Debt and Money Market instruments such that the Macaulay duration of the portfolio is between 3 months and 6 months 	<p align="center">Scheme Riskometer</p>  <p align="center">RISKOMETER</p> <p align="center">Investors understand that their principal will be at low to moderate risk</p>	<p align="center">Benchmark Riskometer</p>  <p align="center">RISKOMETER</p> <p align="center">Benchmark Riskometer is at Low to Moderate Risk CRISIL Ultra Short Duration Debt A-I Index</p>
--	--	---

*Investors should consult their financial advisers, if in doubt about whether the product is suitable for them.

POTENTIAL RISK CLASS (PRC) MATRIX

Relatively Low Interest Rate Risk and Moderate Credit Risk			
Credit Risk →	Relatively Low (Class A)	Moderate (Class B)	Relatively High (Class C)
Interest Rate Risk ↓			
Relatively Low (Class I)		B-I	
Moderate (Class II)			
Relatively High (Class III)			

15) Canara Robeco Short Duration Fund

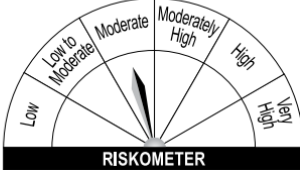

<p>This product is suitable for investors who are seeking*:</p> <ul style="list-style-type: none"> Income/Capital appreciation over short term Investment in debt & money market instruments such that the Macaulay duration of the portfolio is between 1 year and 3 years 	<p align="center">Scheme Riskometer</p>  <p align="center">RISKOMETER</p> <p align="center">Investors understand that their principal will be at moderate risk</p>	<p align="center">Benchmark Riskometer</p>  <p align="center">RISKOMETER</p> <p align="center">Benchmark Riskometer is at Low to Moderate Risk CRISIL Short Duration Debt A-II Index</p>
--	--	---

*Investors should consult their financial advisers, if in doubt about whether the product is suitable for them.

POTENTIAL RISK CLASS (PRC) MATRIX

Relatively Moderate Interest Rate Risk and Moderate Credit Risk			
Credit Risk →	Relatively Low (Class A)	Moderate (Class B)	Relatively High (Class C)
Interest Rate Risk ↓			
Relatively Low (Class I)			
Moderate (Class II)		B-II	
Relatively High (Class III)			

16) Canara Robeco Corporate Bond Fund



<p>This product is suitable for investors who are seeking*:</p> <ul style="list-style-type: none"> Income/capital appreciation through a low credit risk strategy Investment in a portfolio constituted predominantly of AA+ and above rated corporate bonds 	<p align="center">Scheme Riskometer</p>  <p align="center">RISKOMETER</p> <p align="center">Investors understand that their principal will be at moderate risk</p>	<p align="center">Benchmark Riskometer</p>  <p align="center">RISKOMETER</p> <p align="center">Benchmark Riskometer is at Low to Moderate Risk CRISIL Corporate Debt A-II Index</p>
---	--	--

*Investors should consult their financial advisers, if in doubt about whether the product is suitable for them.

POTENTIAL RISK CLASS (PRC) MATRIX


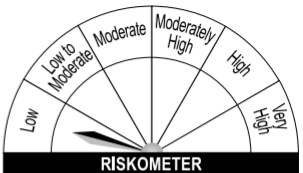
Relatively High Interest Rate Risk and Moderate Credit Risk			
Credit Risk →	Relatively Low (Class A)	Moderate (Class B)	Relatively High (Class C)
Interest Rate Risk ↓			
Relatively Low (Class I)			
Moderate (Class II)			
Relatively High (Class III)		B-III	

17) Canara Robeco Small Cap Fund

<p>This product is suitable for investors who are seeking*:</p> <ul style="list-style-type: none"> • Capital appreciation over long term • Investing predominantly in equities and equity related instruments of small cap companies 	<p>Scheme Riskometer</p>  <p>RISKOMETER Investors understand that their principal will be at very high risk</p>	<p>Benchmark Riskometer</p>  <p>RISKOMETER Benchmark Riskometer is at Very High Risk AMFI Tier I Benchmark - Nifty Smallcap 250 Index TRI</p>
---	---	--

*Investors should consult their financial advisers, if in doubt about whether the product is suitable for them.

18) Canara Robeco Overnight Fund

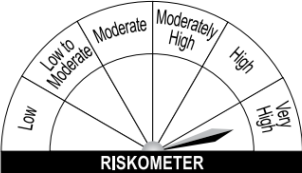
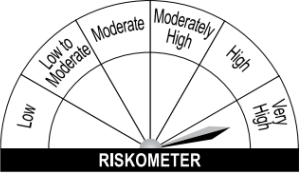
<p>This product is suitable for investors who are seeking*:</p> <ul style="list-style-type: none"> • Regular income over short term that may be in line with the overnight call rates. • Investment in overnight securities. 	<p>Scheme Riskometer</p>  <p>RISKOMETER Investors understand that their principal will be at low risk</p>	<p>Benchmark Riskometer</p>  <p>RISKOMETER Benchmark Riskometer is at Low Risk CRISIL Liquid Overnight Index</p>
---	--	--

*Investors should consult their financial advisers, if in doubt about whether the product is suitable for them.

POTENTIAL RISK CLASS (PRC) MATRIX

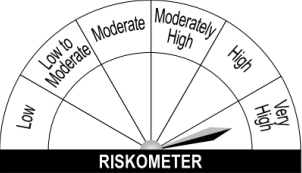
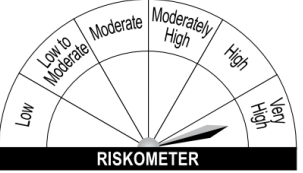
Relatively Low Interest Rate Risk and Relatively Low Credit Risk			
Credit Risk →	Relatively Low (Class A)	Moderate (Class B)	Relatively High (Class C)
Interest Rate Risk ↓			
Relatively Low (Class I)	A-I		
Moderate (Class II)			
Relatively High (Class III)			

19) Canara Robeco Focused Equity Fund

This product is suitable for investors who are seeking*:	Scheme Riskometer	Benchmark Riskometer
<ul style="list-style-type: none"> • Long term capital appreciation • Investment in equity and equity related securities across market capitalisation in maximum 30 stocks. 	 <p>RISKOMETER Investors understand that their principal will be at very high risk</p>	 <p>RISKOMETER Benchmark Riskometer is at Very High Risk AMFI Tier I Benchmark - BSE 500 TRI</p>

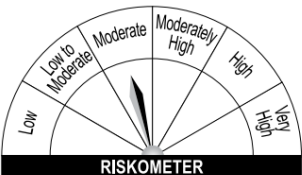
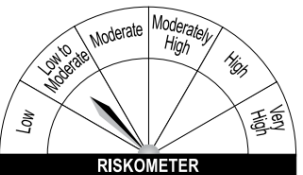
*Investors should consult their financial advisers, if in doubt about whether the product is suitable for them.

20) Canara Robeco Value Fund

This product is suitable for investors who are seeking*:	Scheme Riskometer	Benchmark Riskometer
<ul style="list-style-type: none"> • Long term capital appreciation • Investments in equity and equity related instruments by following value investing strategy. 	 <p>RISKOMETER Investors understand that their principal will be at very high risk</p>	 <p>RISKOMETER Benchmark Riskometer is at Very High Risk AMFI Tier I Benchmark - BSE 500 TRI</p>

*Investors should consult their financial advisers, if in doubt about whether the product is suitable for them.

21) Canara Robeco Banking and PSU Debt Fund



This product is suitable for investors who are seeking*:	Scheme Riskometer	Benchmark Riskometer
<ul style="list-style-type: none"> • Income/capital appreciation over short to medium term • Investment in debt and money market instruments issued by Banks, Public Sector Undertakings (PSUs), Public Financial Institutions (PFIs) and Municipal Bonds 	 <p>RISKOMETER Investors understand that their principal will be at moderate risk</p>	 <p>RISKOMETER Benchmark Riskometer is at Low to Moderate Risk CRISIL Banking and PSU Debt A-II Index</p>

*Investors should consult their financial advisers, if in doubt about whether the product is suitable for them.

POTENTIAL RISK CLASS (PRC) MATRIX



Relatively High Interest Rate Risk and Moderate Credit Risk			
Credit Risk →	Relatively Low (Class A)	Moderate (Class B)	Relatively High (Class C)
Interest Rate Risk ↓	Relatively Low (Class I)		
	Moderate (Class II)		
	Relatively High (Class III)	B-III	

22) Canara Robeco Mid Cap Fund

This product is suitable for investors who are seeking*:	Scheme Riskometer	Benchmark Riskometer
<ul style="list-style-type: none"> • Long term capital appreciation • Investments predominantly in equity and equity related instruments of mid cap companies 	 <p>RISKOMETER Investors understand that their principal will be at very high risk</p>	 <p>RISKOMETER Benchmark Riskometer is at Very High Risk AMFI Tier I Benchmark - BSE 150 Mid Cap TRI</p>



*Investors should consult their financial advisers, if in doubt about whether the product is suitable for them.

23) Canara Robeco Multi Cap Fund

This product is suitable for investors who are seeking*:	Scheme Riskometer	Benchmark Riskometer
<ul style="list-style-type: none"> • Long term capital appreciation • Investments in equity and equity related instruments across large cap, mid cap, small cap stocks 	 <p>RISKOMETER Investors understand that their principal will be at very high risk</p>	 <p>RISKOMETER Benchmark Riskometer is at Very High Risk AMFI Tier I Benchmark - NIFTY 500 Multicap 50:25:25 Index TRI</p>



*Investors should consult their financial advisers, if in doubt about whether the product is suitable for them.

24) Canara Robeco Manufacturing Fund

This product is suitable for investors who are seeking*:	Scheme Riskometer	Benchmark Riskometer
<ul style="list-style-type: none"> • Long term capital appreciation • Investments in equity and equity related instruments of Companies engaged in the Manufacturing theme. 	 <p>RISKOMETER Investors understand that their principal will be at very high risk</p>	 <p>RISKOMETER Benchmark Riskometer is at Very High Risk AMFI Tier I Benchmark - Nifty India Manufacturing TRI</p>

*Investors should consult their financial advisers, if in doubt about whether the product is suitable for them.

25) Canara Robeco Balanced Advantage Fund

<p>This product is suitable for investors who are seeking*</p> <ul style="list-style-type: none"> • Long term capital appreciation with income generation • Investment in a dynamically managed portfolio of equity & equity related instruments and debt & money market securities 	 <p>SCHEME RISKOMETER Investors understand that their principal will be at Very High Risk</p>	 <p>BENCHMARK RISKOMETER Benchmark Riskometer is at High Risk Benchmark Riskometer (AMFI Tier I Benchmark – CRISIL Hybrid 50+50 – Moderate Index)</p>
--	--	--

*Investors should consult their financial advisers if in doubt about whether the product is suitable for them.

Note: The above Scheme and Benchmark riskometers are evaluated on a monthly basis and the above riskometers are based on the evaluation of the portfolios for the month ended October 31, 2024.