



FACTSHEET

August 30, 2024

Index

MARKETS & BEYOND

ECONOMIC INDICATORS	03
EQUITY MARKET REVIEW	04
DEBT MARKET REVIEW	05
SNAPSHOT OF EQUITY SCHEMES / DEBT SCHEMES / HYBRID & OTHER SCHEMES	07

ABOUT FEW SCHEMES OF CANARA ROBECO MUTUAL FUND

CANARA ROBECO FLEXICAP FUND (CRFCF)	09
CANARA ROBECO BLUE CHIP EQUITY FUND (CRBCEF)	10
CANARA ROBECO EMERGING EQUITIES (CREE)	11
CANARA ROBECO SMALL CAP FUND (CRSCF)	12
CANARA ROBECO INFRASTRUCTURE (CRI)	13
CANARA ROBECO CONSUMER TRENDS FUND (CRCTF)	14
CANARA ROBECO ELSS TAX SAVER (CRETS)	15
CANARA ROBECO FOCUSED EQUITY FUND (CRFEF)	16
CANARA ROBECO VALUE FUND (CRVF)	17
CANARA ROBECO MID CAP FUND (CRNMCF)	18
CANARA ROBECO MULTI CAP FUND (CRMUCF)	19
CANARA ROBECO MANUFACTURING FUND (CRMTF)	20
CANARA ROBECO OVERNIGHT FUND (CROF)	21
CANARA ROBECO LIQUID FUND (CRL)	22
CANARA ROBECO ULTRA SHORT TERM FUND (CRUSTF)	23
CANARA ROBECO SAVINGS FUND (CRSF)	24
CANARA ROBECO SHORT DURATION FUND (CRSDF)	25
CANARA ROBECO INCOME FUND (CRINC)	26
CANARA ROBECO DYNAMIC BOND FUND (CRDBF)	27
CANARA ROBECO CORPORATE BOND FUND (CRCBF)	28
CANARA ROBECO GILT FUND (CRGILT)	29
CANARA ROBECO BANKING AND PSU DEBT FUND (CRBPDF)	30
CANARA ROBECO CONSERVATIVE HYBRID FUND (CRCHF)	31
CANARA ROBECO EQUITY HYBRID FUND (CREHF)	32
CANARA ROBECO BALANCED ADVANTAGE FUND (CRBAF)	33

PERFORMANCE

PERFORMANCE AT A GLANCE	34
-------------------------------	----

SCHEME PERFORMANCE - FUND MANAGER WISE

SCHEME PERFORMANCE - FUND MANAGER WISE	40
--	----

SIP RETURNS

SIP RETURNS	43
-------------------	----

INCOME DISTRIBUTION CUM CAPITAL WITHDRAWAL (IDCW) - PAYOUT/REINVESTMENT

Income Distribution cum Capital Withdrawal (IDCW) - Payout/Reinvestment	48
---	----

HOW TO READ A FACTSHEET

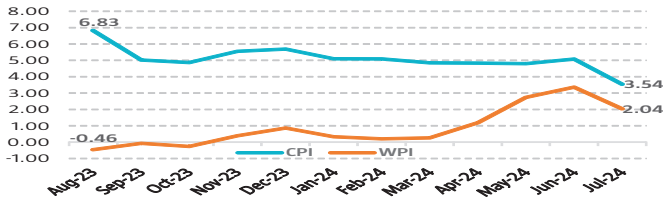
HOW TO READ A FACTSHEET	50
-------------------------------	----

DEFINITION / DISCLAIMERS

DEFINITIONS / DISCLAIMERS	51
---------------------------------	----

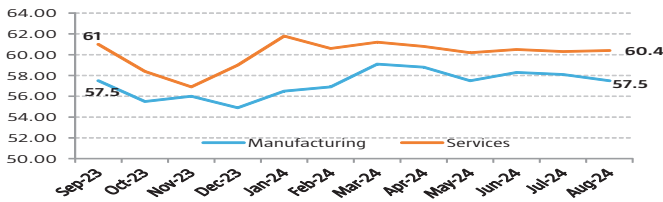
Inflation in India (%)

Consumer Price Index declined sharply to nearly 59-month low of 3.54% in Jul'24 from 5.08% in Jun'24 largely on account of a favourable base of last year. Prices of vegetables, fruits, and spices declined. Though, retail inflation is below the Reserve Bank of India's upper tolerance level of 6%. Wholesale Price Index (WPI) eases to 3-month low to 2.04% in Jul'24 from 3.36% in Jun'24 due to a slower rise in manufacturing, primary articles and food prices. It stepped out of the deflationary zone for the ninth time in row.



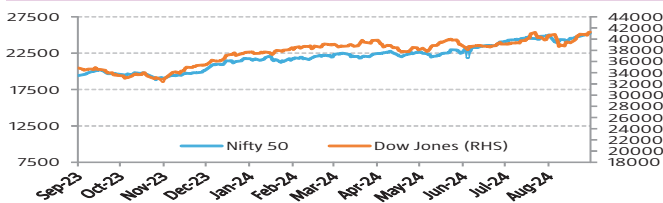
Indian Business Indicators - Purchasing Managers' Index (PMI)

S&P Global India Manufacturing Purchasing Managers' Index (PMI) decreased marginally to 57.5 in Aug'24 from 58.1 in Jul'24, signalling a slower but still substantial improvement in the health of the sector. Strong demand supported the manufacturing industry, primarily through a significant rise in new orders. PMI Services marginally almost remained same at 60.4 in Jul'24 from 60.3 in June'24. Growth in India's services sector slowed down a bit in Aug'24 but remained upbeat, amid new business gains, online offerings and investment in technology. Though the reading remains in the expansion zone as a print above 50 means expansion while a score below 50 denotes contraction.



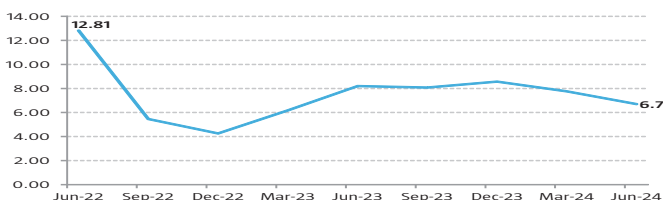
Equity Markets - India & US

Bellwether indices, Nifty 50 and S&P BSE Sensex increased marginally during the month by 1.14% and 0.76% respectively on m-o-m basis following continuous foreign fund inflows. Indian equity markets extended its gains as positive U.S. labour market data along with GDP data pointed to a soft landing for the world's largest economy. The key benchmark indices witnessed fresh record highs on expectations of a rate cut by the U.S. Federal Reserve, the prospects of solid domestic economic growth amid a healthy monsoon. Foreign Institutional Investors (FIIs) were net buyers in Indian equities to the tune of ₹7320 crores this month. Domestic retail inflation is within the Reserve Bank of India's upper tolerance level of 6%. Goods and Services Tax (GST) shows collection of ₹1.75 lakh crore for Aug'24, 10% more than the corresponding period of last year and this points towards the growing trajectory of the Indian economy. Dow Jones increased by 1.76% from previous month.



Inflation in India (%)

India's GDP hit a 15-month low of 6.7% for Q1 FY25 vs 7.76% for Q4 FY24, and 8.2% in FY24 and slightly below the market expectations, majorly over soft government spending and low consumer spending. Compared to last quarter, all major sectors have shown improvement except manufacturing and financial, real estate & professional services. On the expenditure front, private final consumption expenditure and investments saw a significant recovery. India still remains the fastest-growing major economy in the world, as China's GDP growth in the April-June quarter came in at 4.7 per cent.

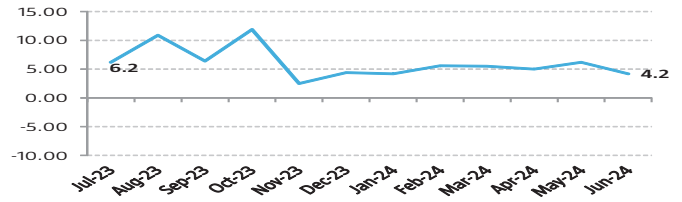


Note: The data/statistics are given to explain general market trends, it should not be construed as any research report/research recommendation. The sector(s) mentioned are for the purpose of understanding only and the Fund may or may not have any future position in these sector(s).

Source: Bloomberg

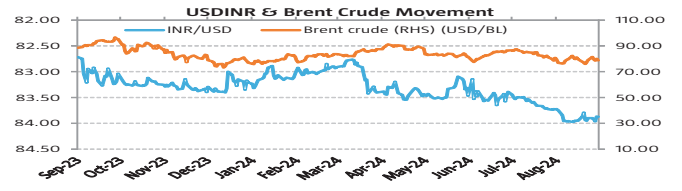
Index of Industrial Production (%)

Index of Industrial Production (IIP) moderated to 3-months low of 4.2% in Jun'24 from 5.9% in May'24, mainly due to a good show by the mining sectors. Growth in manufacturing and electricity output moderated to 2.6% and 8.6% respectively. Mining output accelerated to 10.3%.



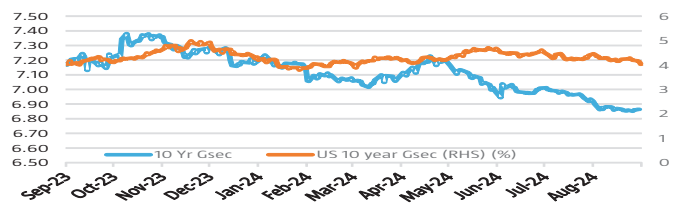
USD INR & Brent Crude Movement

Brent crude oil decreased to US\$ 78.8 on Aug'24 end from US\$ 80.72 on Jul'24 end amid concerns about the outlook for demand due to largely to the economic deceleration in China and US and concerns that the U.S. economy might face a recession. The Rupee closed the month on 83.8712 against Greenback as on Aug'24.



Interest Rate Movement (%) - India & US

Yield on the 10-Year benchmark paper remained range-bound, closing at 6.864% on Aug'24 vs 6.926% on Jul'24. Bond yields decreased following a drop in U.S. Treasury yields after the U.S. Federal Reserve hinted that its rate easing cycle could start in Sep'24. US 10 year G-Sec closed lower at 3.9034% on Aug'24 vs 4.0296% on Jul'24.



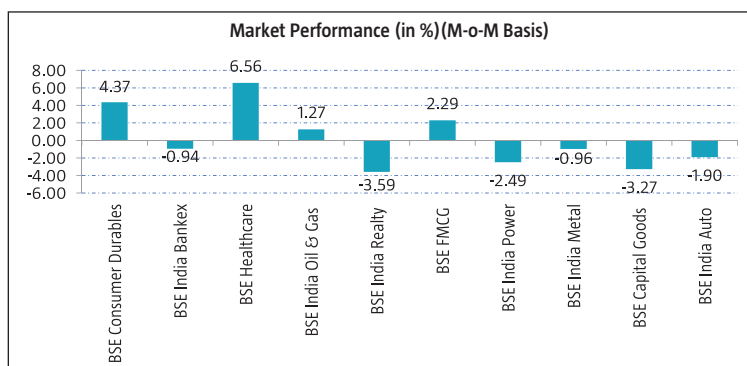
Equity Market Review



Mr. Shridatta Bhandwadar
Head - Equities

Equity Market Update

- ▶ In the month of Aug'24, equity markets reached a fresh high as Nifty 50 increased by 1.14% following continuous foreign fund inflows. Indian equity markets extended its gains as positive U.S. labour market data along with GDP data pointed to a soft landing for the world's largest economy. The key benchmark indices witnessed fresh record highs on expectations of a rate cut by the U.S. Federal Reserve, the prospects of solid domestic economic growth amid a healthy monsoon.
- ▶ Foreign Institutional Investors (FIIs) were net buyers in Indian equities to the tune of ₹ 7320 crore.
- ▶ Goods and Services Tax (GST) shows collection of ₹1.75 lakh crore for Aug'24, 10% more than the corresponding period of last year and this points towards the growing trajectory of the Indian economy.
- ▶ The combined Index of Eight Core Industries increased by 6.1% YoY in Jul'24 as compared to 8.5% in Jul'23. The production of most of the Eight Core Industries recorded growth in Jul'24 over the corresponding month of last year except crude oil and natural gas. Steel witnessed the maximum growth at 7.2% in Jul'24 followed by electricity with 7.0% growth.
- ▶ Globally, US Equity Markets increased as Chairperson of the U.S. Federal Reserve indicated that the central bank is prepared to begin lowering interest rates. Gains were further extended after positive U.S. labour market data. European and Asian markets also rose amid benign U.S. consumer price inflation report of Jul'24 that reaffirmed the expectations of rate cut by the U.S. central bank in Sep'24.



Note: The past performance may or may not be sustained in the future.

Source: MFI Explorer, ICRA Analytics Ltd. Data as on: 31st Aug'24

Equity Market Outlook

Global macro environment just turned more complex in last few weeks with US employment data turning weak, Japan Increased interest rates (when US is expected to cut rates) reversing Yen trade and Israel killing Hamas leader in Iran. These are all significant events and pose a risk to a low volatility market that has existed for several months now. On the other hand, the US growth is stabilizing at lower levels as the fiscal and monetary impulse is receding, employment data moderating and inflation is moderating gradually – and seems like it is in last leg now. This is leading to a possible goldilocks scenario where you might get lower inflation without hurting growth too much. Given the way growth inflation dynamics is in US – we expect faster interest rate cuts than anticipated earlier. We expect 50-75bps cut before Dec 2024. Europe is gradually stabilizing at modest growth, but not deteriorating further, as inflation and interest rates peak in most economies there. China continues to have challenges on growth revival due to ageing population and leverage in households/Real estate, which are structural in our view. Thus, commodities in general will remain muted for extended period, given >30-40% of every commodity is consumed by China. Geopolitical tensions are taking time to abate and are only getting complex. Given these tensions, supply chains and global trade has become vulnerable to new dimension now, missing till pre-covid. India remains one of the differentiated markets in terms of growth and earnings. In our worldview, 1) the Liquidity, 2) Growth and 3) Inflation surfaced post monetary and fiscal expansion in CY20-21 in that order and they will reverse in the same order during CY23-24. We have seen an initial downtick in inflation, which will accelerate in our view over the next few quarters. We expect 100-150bps of interest rate cuts over the next 12 months now. Inflation is taking more time than usual to recede given healthy household savings in US, elevated energy prices, tight labor markets and challenged supply chains – but latest data points are final cracks in inflation and growth data in US.

Indian macro remains best among large markets. Political stability looks almost given. CAD has improved significantly and is expected to be ~1% for FY24. Most domestic macro and micro indicators remain steady. Given these aspects, the domestic equity market remains focused on earnings. Earnings growth (13-15% earnings CAGR FY24-26E) remains relatively far better than most EM/DM markets. While the earnings are not getting upgraded significantly yet; they are resilient and seems to be bottoming. Financials, Auto, industrials, Telecom, Hospital and Real Estate are witnessing a healthy earnings cycle whereas FMCG, chemicals and IT continue to face headwinds. Indian equity market trades at 21FY26 earnings – with earnings CAGR of ~15% over FY24-26E – in a fair valuation zone from medium term perspective – given longevity of earnings cycle in India. The broader market has moved up >50% in last 1 year -capturing near term earnings valuation positives for FY24/25. Expect a rollover return as the earnings rollover to FY26. Given the upfronting of returns in mid and small caps (aided by very strong flows also), valuations are at 20-30% premium to past; we are more constructive on large cap from FY25/26 perspective. Domestic cyclicals continue to have earnings edge over global cyclical and consumption. Financials, Auto, RE, Cement, Industrials, Power, Hotels/Hospitals/Aviation on domestic side continue to display healthy earnings.

Having said this on near term earnings /market context, we believe that Indian economy is in a structural upcycle which will come to fore as global macroeconomic challenges recede over next few quarters. Our belief on domestic economic up-cycle stems from the fact that the enabling factor are in place viz. 1) Corporate and bank balance sheets are in best possible shape to drive capex and credit respectively, 2) Consumer spending remains resilient through cycle given our demographics, 3) Govt is focused on growth through direct investments in budget as well as through reforms like GST (increasing tax to GDP), lower corporate tax and ease of doing business (attracting private capex), PLIs (private capital through incentives for import substitution or export ecosystem creation) and 4) Accentuated benefits to India due to global supply chain re-alignments due to geopolitics. This makes us constructive on India equities with 3-years view. We believe that India is in a business cycle / credit growth / earnings cycle through FY24-27E – indicating a healthy earnings cycle from medium term perspective.

Source: ICRA MFI Explorer



Mr. Avnish Jain
Head - Fixed Income

Macro Review & Fixed Income Market Outlook

Global Economy Update:

Macro Backdrop:

- ▶ The flash PMI (Purchasing Managers' Index) data from S&P Global signalled a strengthening of growth for the world's major developed economies in August, with improving trends seen across the board.
- ▶ However, the expansion was skewed towards services as manufacturing contracted at a steepening pace.
- ▶ Flash PMI data for August brought some encouraging news on developed world economic growth midway through the third quarter.
- ▶ A sustained robust expansion was seen in the US, with growth also accelerating to solid rates in both the UK and Japan.
- ▶ Even the struggling eurozone reported an improved rate of growth, albeit still lagging.
- ▶ Although, US growth slowed slightly compared to the prior three months, it was still stronger than the majority of the rates seen in the prior two years.
- ▶ UK growth, meanwhile, accelerated to the second-fastest seen over the past 15 months, and Japan's rate of expansion hit a 15-month high.
- ▶ While modest in comparison, eurozone growth was the best seen for three months.

Indian Economic Growth:

Macro Backdrop:

- ▶ The Indian economy remained resilient despite headwinds from supply chain pressures due to the rise in global freight and container costs, and semiconductor shortages.
- ▶ Government data showed that Gross Domestic Product (GDP) of the Indian economy at constant (2011-12) prices witnessed a growth of 6.7% YoY in the first quarter of FY25. In the Apr-Jun quarter of last year, the GDP growth rate was 8.2%.
- ▶ According to the Ministry of Commerce & Industry, the combined Index of Eight Core Industries increased by 6.1% YoY in July 2024 as compared to 8.5% in July 2023.
- ▶ The Indian manufacturing sector continued to expand in August, although the pace of expansion moderated slightly.
- ▶ The seasonally adjusted HSBC India Manufacturing Purchasing Managers' Index stood at 57.5 in August, below July's reading of 58.1 but above its long-run average of 54.0, signalling a substantial improvement in operating conditions.
- ▶ Foreign direct investment inflows surged by 26.4% to reach \$22.4 billion from April to June 2024, showing strong growth as global cross-border investments increase.
- ▶ Government data showed that India's fiscal deficit for the period from Apr to Jul of FY25 stood at Rs. 2.77 lakh crore or 17.2% of Budget Estimates (BE) of the current fiscal.
- ▶ India's fiscal deficit was at 33.9% of the BE in the corresponding period of the previous fiscal year.
- ▶ Total expenditure stood at Rs. 13 lakh crore or 27.0% of the BE as compared to 30.7% of the BE in the corresponding period of the previous fiscal year.
- ▶ Gross GST revenue collection in August 2024 stands at ₹ 1.75 lakh crore; Records 10% y-o-y growth.

Inflation:

Global:

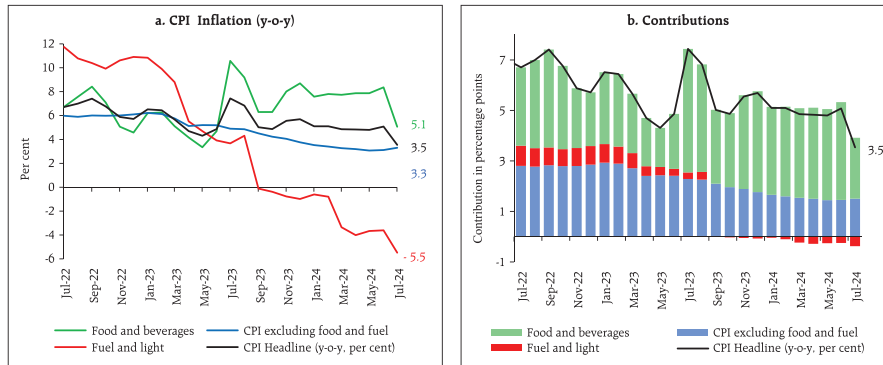
- ▶ Headline inflation continued to recede across major economies, although services inflation remained high.
- ▶ In the US, CPI inflation moderated to 2.9 per cent (y-o-y) in July 2024 from 3.0 per cent in June 2024.
- ▶ As per flash estimates, euro area inflation edged up to 2.6 per cent in July 2024 from 2.5 per cent in June 2024.
- ▶ In the UK, headline inflation rose to 2.2 per cent in July 2024.
- ▶ Among EMEs (Emerging Market Economies), inflation increased in China, Brazil and Russia while it softened in South Africa.
- ▶ Core and services inflation trended downwards in AEs (Advanced Economies) although they remained higher than the headline in most of them.

India:

- ▶ CPI inflation moderated sharply to 3.5 per cent in July 2024 from 5.1 per cent in June 2024.
- ▶ The 154 bps fall in inflation in July 2024 was on account of a favourable base effect of 2.9 per cent which more than offset a positive momentum of 1.4 per cent.
- ▶ Food inflation (y-o-y) declined to 5.1 per cent in July from 8.4 per cent in June, driven by a favourable base effect of 5.7 per cent which more than offset a strong momentum.
- ▶ In terms of regional distribution, inflation eased in both rural and urban areas in July, with rural inflation at 4.1 per cent being higher than urban inflation at 3.0 per cent.
- ▶ All the states registered inflation less than 6 per cent in July 2024.

continued...

Trends and Drivers of CPI Inflation:



Source: National Statistical Office (NSO); and RBI staff estimates

Bond Yields & Spreads:

- ▶ Indian yields trended lower in August 2024 on global cues as expectations of US FED rate cut increased post weaker US labor data.
- ▶ India 10Y benchmark traded lower mimicking lower US rates. The 10Y yield fell to around 6.87% in August 2024.
- ▶ Passive flows continue to support markets.
- ▶ Markets are pricing the first US FED move in September 2024, post a dovish FOMC on 31st July 2024.
- ▶ The US FED Chair further indicated that easing was on the table in the annual central banks' meeting.
- ▶ Markets are pricing in around 75 bps rate cut in 2024.
- ▶ RBI expected to remain in status quo mode in the August Monetary Policy (MPC) meet. Governor of Reserve Bank of India reiterated commitment to the 4% inflation target on a durable basis.
- ▶ Liquidity moved both ways with RBI dynamically managed liquidity mismatches through variable repo rate (VRR) auctions and variable reverse repo rate (VRRR) auctions.
- ▶ Bond yield curve remains rangebound in absence of any action from RBI.
- ▶ Corporate bonds moved in tandem with sovereign with overall yields softening across the curve.

Outlook:

- ▶ The fiscal consolidation efforts have supported markets and yields have been softening.
- ▶ Market dynamics are likely to be influenced by global factors as RBI is likely to remain in pause mode.
- ▶ The Bank of England (BoE) started its easing cycle, by reducing its key policy rate by 25bps. ECB had already cut rates in early July 2024.
- ▶ With US FED indicating likely rate easing in September, markets are pricing in more rate cuts in 2024 and yields have dropped from highs seen in Apr-May 2024.
- ▶ FII flows continued to remain strong post inclusion in JP Morgan EM Bond Index since June 2024. Overall CYTD, FIIs have invested over USD 13 billion in debt.
- ▶ The influx of foreign funds is anticipated to be liquidity-positive, further contributing to the positive sentiment surrounding bonds.
- ▶ Looking ahead to the medium and long term, the effect on bonds is expected to be positive due to inclusion in JP Morgan Bond Index, as the demand for Government Securities (G-Sec) is likely to drive yields downward.
- ▶ Coupled with anticipated rate moves from the US FED, we believe that RBI may change to neutral stance in next few policies.
- ▶ We may expect 25 bps rate cut from RBI in FY2025.
- ▶ We anticipate that over the next few months, 10-year yields may trade in 6.80 – 6.95% range.

Source: RBI, MOSPI, PIB, CMIE, NSDL, S&P Global, Bloomberg, Internal Research.

Note: Data updated as available in the beginning of the month.

SNAPSHOT OF EQUITY SCHEMES / HYBRID & OTHER SCHEMES

(as on August 30, 2024)

EQUITY SCHEMES	Canara Robeco Flexicap Fund	Canara Robeco Blue Chip Equity Fund	Canara Robeco Emerging Equities	Canara Robeco Infrastructure	Canara Robeco Consumer Trends Fund	Canara Robeco Small Cap Fund
Category	Flexi Cap Fund	Large Cap Fund	Large & Mid Cap Fund	Thematic - Infrastructure	Thematic - Consumption & Finance Theme	Small Cap Fund
AUM (Cr)	13,510.37	14,869.72	25,038.82	886.99	1,759.96	12,247.75
Standard Deviation	11.94	11.31	12.52	15.17	12.40	14.04
Beta	0.87	0.87	0.88	0.50	0.86	0.71
Sharpe	0.76	0.77	0.91	1.56	1.12	1.31
R-Squared	0.95	0.96	0.92	0.57	0.80	0.87
Portfolio Turnover Ratio	0.34	0.25	0.66	0.36	0.38	0.27
Benchmark	BSE 500 TRI	BSE 100 TRI	NIFTY Large Midcap 250 TRI	BSE India Infrastructure TRI	BSE 100 TRI	Nifty Smallcap 250 Index TRI
Fund Manager	Mr. Shridatta Bhandwaladar Mr. Pranav Gokhale	Mr. Shridatta Bhandwaladar Mr. Vishal Mishra	Mr. Amit Nadekar Mr. Shridatta Bhandwaladar	Mr. Vishal Mishra Mr. Shridatta Bhandwaladar	Ms. Ennette Fernandes Mr. Shridatta Bhandwaladar	Mr. Pranav Gokhale Mr. Shridatta Bhandwaladar
Exit Load	1% - if redeemed/switched out within 1 year from the date of allotment. Nil – if redeemed / switched out after 1 year from the date of allotment.					

EQUITY SCHEMES	Canara Robeco Focused Equity Fund	Canara Robeco Value Fund	Canara Robeco Mid Cap Fund	Canara Robeco Multi Cap Fund	Canara Robeco Manufacturing Fund	Canara Robeco ELSS Tax Saver
Category	Focused Fund	Value Fund	Mid Cap Fund	Multi Cap Fund	Thematic Manufacturing	ELSS
AUM (Cr)	2,550.89	1,308.77	2,707.00	3,486.46	1,677.53	9,048.83
Standard Deviation	11.45	-	-	-	-	12.07
Beta	0.81	-	-	-	-	0.87
Sharpe	0.99	-	-	-	-	0.83
R-Squared	0.89	-	-	-	-	0.93
Portfolio Turnover Ratio	0.6	0.41	0.68	0.58	0.04	0.34
Benchmark	BSE 500 TRI	BSE 500 TRI	BSE 150 Mid Cap TRI	NIFTY 500 Multicap 50:25:25 Index TRI	Nifty India Manufacturing TRI	BSE 500 TRI
Fund Manager	Mr. Shridatta Bhandwaladar Mr. Amit Kadam	Mr. Vishal Mishra Ms. Silky Jain	Mr. Pranav Gokhale Mr. Shridatta Bhandwaladar	Mr. Shridatta Bhandwaladar Mr. Vishal Mishra	Mr. Pranav Gokhale Mr. Shridatta Bhandwaladar	Mr. Vishal Mishra Mr. Shridatta Bhandwaladar
Exit Load	1% - if redeemed/switched out within 365 days from the date of allotment. Nil – if redeemed / switched out after 365 days from the date of allotment.					Nil

HYBRID & OTHER SCHEMES		Canara Robeco Conservative Hybrid Fund	Canara Robeco Equity Hybrid Fund	Canara Robeco Balanced Advantage Fund
Category		Conservative Hybrid Fund	Aggressive Hybrid Fund	Balanced Advantage Fund
AUM (Cr)		968.97	11,094.59	1,437.47
Standard Deviation		3.43	9.33	-
Beta		0.95	1.01	-
Sharpe		0.23	0.77	-
R-Squared		0.86	0.94	-
Portfolio Turnover Ratio		1.22	0.72	0
Debt Quants	Residual Maturity(Yrs)	8.18	6.74	4.27
	Annualised Portfolio YTM(%)	7.45	7.41	7.24
	Modified Duration(Yrs)	4.16	3.33	2.72
	Macaulay Duration(Yrs)	4.37	3.50	2.87
Benchmark		CRISIL Hybrid 85+15-Conservative Index	CRISIL Hybrid 35+65 - Aggressive Index	CRISIL Hybrid 50+50 - Moderate Index
Fund Manager		Mr. Avnish Jain (For Debt Portfolio) Mr. Amit Kadam (For Equity Portfolio)	Ms. Ennette Fernandes, Mr. Shridatta Bhandwaladar (Equities) Mr. Avnish Jain (Fixed Income)	Mr. Shridatta Bhandwaladar Ms. Ennette Fernandes Ms. Suman Prasad Mr. Amit Kadam
Exit Load		For any redemption / switch out upto 10% of units within 1 Year from the date of allotment - Nil For any redemption / switch out more than 10% of units within 1 Year from the date of allotment - 1% For any redemption/switch out after 1 Year from the date of allotment - Nil		1% - if redeemed/switched out above 12% of allotted units within 365 days from the date of allotment. Nil - if redeemed/switched out upto 12% of allotted units within 365 days from the date of allotment Nil - if redeemed /switched out after 365 days from the date of allotment

SNAPSHOT OF DEBT SCHEMES

(as on August 30, 2024)

DEBT SCHEMES	Canara Robeco Overnight Fund	Canara Robeco Liquid Fund	Canara Robeco Ultra Short Term Fund	Canara Robeco Savings Fund	Canara Robeco Short Duration Fund	Canara Robeco Income Fund	Canara Robeco Dynamic Bond Fund	Canara Robeco Corporate Bond Fund	Canara Robeco Gilt Fund	Canara Robeco Banking and PSU Debt Fund
Category	Overnight Fund	Liquid Fund	Ultra Short Duration Fund	Low Duration Fund	Short Duration Fund	Medium to Long Duration Fund	Dynamic Fund	Corporate Bond Fund	Gilt Fund	Banking and PSU Fund
AUM (Cr\$)	121.42	3,763.88	553.81	1,218.56	349.22	116.18	111.52	135.76	117.10	238.24
Residual Maturity(Yrs)	0.01	0.10	0.46	1.31	2.83	14.46	17.06	4.96	22.20	4.25
Annualised Portfolio YTM(%)	6.65	7.08	7.36	7.63	7.50	7.19	6.95	7.43	7.02	7.51
Modified Duration(Yrs)	0.01	0.09	0.43	0.78	2.26	6.20	7.23	3.03	9.04	2.91
Macaulay Duration(Yrs)	0.01	0.10	0.46	0.84	2.39	6.46	7.55	3.20	9.44	3.09
Benchmark	CRISIL Liquid Overnight Index	CRISIL Liquid Debt A-I Index	CRISIL Ultra Short Duration Debt A-I Index	CRISIL Low Duration Debt A-I Index	CRISIL Short Duration Debt A-II Index	CRISIL Medium to Long Duration Debt A-III Index	CRISIL Dynamic Bond A-III Index	CRISIL Corporate Debt A-II Index	CRISIL Dynamic Gilt Index	CRISIL Banking and PSU Debt A-II Index
Fund Manager	Ms.Suman Prasad	Mr. Kunal Jain Mr. Avnish Jain	Ms.Suman Prasad Mr. Avnish Jain	Mr. Kunal Jain Mr. Avnish Jain	Ms.Suman Prasad Mr. Avnish Jain	Mr. Avnish Jain Mr. Kunal Jain	Mr. Kunal Jain Mr. Avnish Jain	Mr. Avnish Jain Ms.Suman Prasad	Mr. Kunal Jain Mr. Avnish Jain	Mr. Avnish Jain
Exit Load	Nil	If redeemed on Day 1; Exit Load is 0.0070%; If redeemed on Day 2; Exit Load is 0.0065%; If redeemed on Day 3; Exit Load is 0.0060%; If redeemed on Day 4; Exit Load is 0.0055%; If redeemed on Day 5; Exit Load is 0.0050%; If redeemed on Day 6; Exit Load is 0.0045%; If redeemed on or after Day 7; Exit Load is Nil.	Nil	Nil	Nil	Nil	Nil	Nil	Nil	Nil

CANARA ROBECO FLEXICAP FUND (CRFCF)

(as on August 30, 2024)

This product is suitable for investors who are seeking*:

- Capital appreciation over long term
- Investment in equity and equity related instruments across large cap, mid cap, small cap stocks



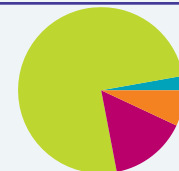
*Investors should consult their financial advisers if in doubt about whether the product is suitable for them.

FUND INFORMATION	
CATEGORY/TYPE:	Flexi Cap Fund - An open-ended dynamic equity scheme investing across large cap, mid cap, small cap stocks
SCHEME OBJECTIVE:	To generate capital appreciation by investing in equity and equity related securities. However, there can be no assurance that the investment objective of the scheme will be realized.
Monthend AUM #	: ₹ 13,510.37 Crores
Monthly AVG AUM	: ₹ 13,187.03 Crores
NAV: (as on August 30, 2024)	
Direct Plan - Growth Option	₹ 377.3400
Regular Plan - Growth Option	₹ 339.8700
Regular Plan - IDCW (payout/reinvestment)	₹ 65.7300
Direct Plan - IDCW (payout/reinvestment)	₹ 98.9100
DATE OF ALLOTMENT:	September 16, 2003
ASSET ALLOCATION:	
Equity & Equity Related Instruments - 65% to 100% (Risk - Very High)	
Debt and money- market instruments - 0% to 35% (Risk - Low to medium)	
Reits/Invts - 0% to 10% (Risk - Very High)	
MINIMUM INVESTMENT:	
₹ 5000 and in multiples of ₹ 1 thereafter	
Subsequent purchases:	Minimum amount of ₹ 1000 and multiples of ₹ 1 thereafter
SIP:	For Any date/monthly frequency – ₹ 100 and in multiples of ₹ 1 thereafter For quarterly frequency – ₹ 100 and in multiples of ₹ 1 thereafter
STP:	For Daily/Weekly/Monthly frequency – ₹ 1000 and in multiples of ₹ 1 thereafter For quarterly frequency – ₹ 2000 and in multiples of ₹ 1 thereafter
SWP:	For monthly frequency – ₹ 1000 and in multiples of ₹ 1 thereafter For quarterly frequency – ₹ 2000 and in multiples of ₹ 1 thereafter
PLANS / OPTIONS :	Regular Plan - Reinvestment of Income Distribution cum Capital Withdrawal Option Regular Plan - Payout of Income Distribution cum Capital Withdrawal Option Regular Plan – Growth Option Direct Plan - Reinvestment of Income Distribution cum Capital Withdrawal Option Direct Plan - Payout of Income Distribution cum Capital Withdrawal Option Direct Plan – Growth Option
ENTRY LOAD:	Nil
EXIT LOAD:	1% - if redeemed/switched out within 1 year from the date of allotment. Nil – if redeemed / switched out after 1 year from the date of allotment.
EXPENSE RATIO^:	Regular Plan (%) : 1.68 Direct Plan (%) : 0.53
BENCHMARK:	BSE 500 TRI
FUND MANAGER:	1) Mr. Shridatta Bhandwadar 2) Mr. Pranav Gokhale
TOTAL EXPERIENCE:	1) 15 Years 2) 21 Years
MANAGING THIS FUND:	1) Since 5-July-16 2) Since 6-Nov-23

PRODUCT POSITIONING	
Canara Robeco Flexicap Fund is an open ended flexi cap fund and follows a predominantly bottom-up investment approach with a focus on fundamentally sound companies which may deliver capital appreciation over the long-term. The fund also takes Top-down approach to identify sectoral themes based on the available opportunities. The fund is a market agnostic fund and take exposure across large, mid and small cap companies having high conviction ideas. The fund provides a blend of 'Growth' and 'Value' style of investing.	
QUANTITATIVE INFORMATION [§]	
Standard Deviation	11.94
Portfolio Beta	0.87
Portfolio Turnover Ratio	0.34 times
R-Squared	0.95
Sharpe Ratio	0.76
PORTFOLIO	
Name of the Instruments	% to NAV
Equities	97.30
Listed	97.30
Banks	16.60
ICICI Bank Ltd	6.57
HDFC Bank Ltd	6.19
State Bank of India	2.29
Axis Bank Ltd	1.55
IT - Software	9.55
Infosys Ltd	4.21
Tata Consultancy Services Ltd	2.78
HCL Technologies Ltd	2.08
Tech Mahindra Ltd	0.48
Automobiles	6.70
Mahindra & Mahindra Ltd	1.66
TVS Motor Co Ltd	1.51
Bajaj Auto Ltd	1.45
Tata Motors Ltd	1.06
Maruti Suzuki India Ltd	1.02
Finance	5.80
Bajaj Finance Ltd	1.93
Cholamandalam Investment and Finance Co Ltd	1.70
Power Finance Corporation Ltd	1.20
Creditaccess Grameen Ltd	0.97
Pharmaceuticals & Biotechnology	4.96
Sun Pharmaceutical Industries Ltd	1.76
Mankind Pharma Ltd	1.34
Abbott India Ltd	0.95
Cipla Ltd	0.91
Auto Components	4.58
Uno Minda Ltd	2.32
Samvardhana Motherson International Ltd	1.44
Sona Blw Precision Forgings Ltd	0.82
Retailing	4.56
Zomato Ltd	1.70
Avenue Supermarkets Ltd	1.08
Trent Ltd	1.06
Vedant Fashions Ltd	0.72
Petroleum Products	3.99
Reliance Industries Ltd	3.99
Insurance	3.40
ICICI Lombard General Insurance Co Ltd	1.47
SBI Life Insurance Co Ltd	1.37
Max Financial Services Ltd	0.56
Telecom - Services	3.11
Bharti Airtel Ltd	3.11
Cement & Cement Products	2.93
Ultratech Cement Ltd	1.49
J.K. Cement Ltd	1.44

Power	2.74
NTPC Ltd	2.74
Consumer Durables	2.73
Titan Co Ltd	1.05
Crompton Greaves Consumer Electricals Ltd	0.77
Voltas Ltd	0.74
Bata India Ltd	0.17
Aerospace & Defense	2.65
Bharat Electronics Ltd	2.65
Construction	2.57
Larsen & Toubro Ltd	2.43
KEC International Ltd	0.14
Diversified Fmcg	2.45
ITC Ltd	1.75
Hindustan Unilever Ltd	0.70
Industrial Products	2.32
KEI Industries Ltd	1.12
APL Apollo Tubes Ltd	0.85
Cummins India Ltd	0.35
Electrical Equipment	1.93
ABB India Ltd	1.08
CG Power and Industrial Solutions Ltd	0.85
Healthcare Services	1.40
Max Healthcare Institute Ltd	1.34
Global Health Ltd	0.06
Chemicals & Petrochemicals	1.36
Vinati Organics Ltd	0.84
Navin Fluorine International Ltd	0.52
Capital Markets	1.35
Computer Age Management Services Ltd	1.35
Transport Services	1.27
Interglobe Aviation Ltd	1.27
Realty	1.27
Oberoi Realty Ltd	1.20
Brigade Enterprises Ltd	0.07
Agricultural Food & Other Products	1.23
Tata Consumer Products Ltd	1.23
Non - Ferrous Metals	1.04
Hindalco Industries Ltd	1.04
Consumable Fuels	0.98
Coal India Ltd	0.98
Fertilizers & Agrochemicals	0.94
PI Industries Ltd	0.94
Household Products	0.88
Jyothy Labs Ltd	0.88
Personal Products	0.88
Godrej Consumer Products Ltd	0.88
Beverages	0.49
Varun Beverages Ltd	0.49
Food Products	0.42
Bikaji Foods International Ltd	0.42
Leisure Services	0.22
Indian Hotels Co Ltd	0.22
Money Market Instruments	2.67
TREPS	2.67
Net Current Assets	0.03
Grand Total (Net Asset)	100.00

MARKET CAPITALIZATION



Debt, Cash & Others	2.70%
Large Cap	75.22%
Mid Cap	15.23%
Small Cap	6.85%

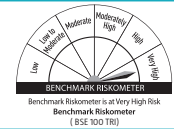
[§]Source ICRA MFI Explorer ● # Monthend AUM as on 30.08.2024 ● ^The expense ratios mentioned for the schemes includes GST on investment management fees. ● Please refer page no. 51 for disclaimers.

CANARA ROBECO BLUE CHIP EQUITY FUND (CRBCEF)

(as on August 30, 2024)

This product is suitable for investors who are seeking*:

- Capital appreciation over long term
- Investing predominantly in equities and equity related instruments of large cap companies



*Investors should consult their financial advisers if in doubt about whether the product is suitable for them.

FUND INFORMATION

CATEGORY/TYPE : Large Cap Fund - An open ended equity scheme predominantly investing in large cap stocks

SCHEME OBJECTIVE :

The Investment Objective of the fund is to provide capital appreciation by predominantly investing in companies having a large market capitalization. However, there can be no assurance that the investment objective of the scheme will be realized.

Monthend AUM[#] : ₹ 14,869.72 Crores

Monthly AVG AUM : ₹ 14,440.51 Crores

NAV: (as on August 30, 2024)

Direct Plan - Growth Option ₹ 71.6500

Regular Plan - Growth Option ₹ 62.6700

Regular Plan - IDCW ₹ 32.0100

(payout/reinvestment)

Direct Plan - IDCW ₹ 57.7500

(payout/reinvestment)

DATE OF ALLOTMENT : August 20, 2010

ASSET ALLOCATION :

Large Cap equity and equity related instruments* - 80% to 100% (Risk - Very High)

Other Equity and equity related instruments - 0% to 20% (Risk - Very High)

Debt and Money Market Instruments - 0% to 20% (Risk - Low to Medium)

Reits/Invts - 0% to 10% (Risk - Very High)

*As defined by SEBI Circular No. SEBI/HO/IMD/DF3/CIR/P/2017/114 dated October 06, 2017 and SEBI/HO/IMD/DF3/CIR/P/2017/126 dated December 04, 2017 and as amended from time to time (currently it defines Large Cap Companies as those which are ranked from 1 to 100 based on their full market capitalization).

MINIMUM INVESTMENT:

₹ 5000 and in multiples of ₹1 thereafter

Subsequent purchases:

Minimum amount of ₹ 1000 and multiples of ₹ 1 thereafter

SIP: For Any date/monthly frequency – ₹ 100 and in multiples of ₹1 thereafter

For quarterly frequency – ₹ 100 and in multiples of ₹ 1 thereafter

STP: For Daily/Weekly/Monthly frequency – ₹ 1000 and in multiples of ₹ 1 thereafter

For quarterly frequency – ₹ 2000 and in multiples of ₹ 1 thereafter

SWP: For monthly frequency – ₹ 1000 and in multiples of ₹ 1 thereafter

For quarterly frequency – ₹ 2000 and in multiples of ₹ 1 thereafter

PLANS / OPTIONS :

Regular Plan - Reinvestment of Income Distribution cum Capital Withdrawal Option

Regular Plan - Payout of Income Distribution cum Capital Withdrawal Option

Regular Plan - Growth Option

Direct Plan - Reinvestment of Income Distribution cum Capital Withdrawal Option

Direct Plan - Payout of Income Distribution cum Capital Withdrawal Option

Direct Plan - Growth Option

ENTRY LOAD: Nil

EXIT LOAD:

1% - if redeemed/switched out within 1 year from the date of allotment.

Nil - if redeemed / switched out after 1 year from the date of allotment

EXPENSE RATIO[^]:

Regular Plan (%) : 1.65

Direct Plan (%) : 0.45

BENCHMARK : BSE 100 TRI

FUND MANAGER : 1) Mr. Shridatta Bhandwadar
2) Mr. Vishal Mishra

TOTAL EXPERIENCE : 1) 15 Years

2) 18 Years

MANAGING THIS FUND : 1) Since 5-July-16

2) Since 01-June-21

PRODUCT POSITIONING

Canara Robeco Bluechip Equity Fund is an open ended large cap fund which will invest in Top 100 companies based on their full Market Capitalisation. The fund provides a blend of 'Growth' and 'Value' style of investing. The fund aims to benefit from the growing Indian economy by investing in large cap stocks as they have a potential to grow in tandem with Indian economy.

QUANTITATIVE INFORMATION[§]

Standard Deviation	11.31
Portfolio Beta	0.87
Portfolio Turnover Ratio	0.25 times
R-Squared	0.96
Sharpe Ratio	0.77

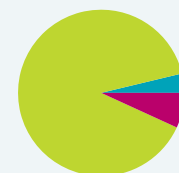
PORTFOLIO

Name of the Instruments	% to NAV
Equities	96.37
Listed	96.37
Banks	21.57
HDFC Bank Ltd	7.73
ICICI Bank Ltd	7.57
State Bank of India	2.95
Axis Bank Ltd	2.36
Kotak Mahindra Bank Ltd	0.96
IT - Software	11.28
Infosys Ltd	5.23
Tata Consultancy Services Ltd	3.25
HCL Technologies Ltd	2.18
Tech Mahindra Ltd	0.62
Pharmaceuticals & Biotechnology	7.38
Sun Pharmaceutical Industries Ltd	1.92
Mankind Pharma Ltd	1.69
Torrent Pharmaceuticals Ltd	0.85
Abbott India Ltd	0.82
Cipla Ltd	0.77
Divi's Laboratories Ltd	0.74
Dr. Reddy's Laboratories Ltd	0.59
Automobiles	6.85
Bajaj Auto Ltd	2.00
Mahindra & Mahindra Ltd	1.91
Tata Motors Ltd	1.51
Maruti Suzuki India Ltd	1.43
Petroleum Products	5.43
Reliance Industries Ltd	5.43
Finance	4.84
Bajaj Finance Ltd	2.13

Cholamandalam Investment and Finance Co Ltd	1.60
Power Finance Corporation Ltd	1.11
Telecom - Services	4.23
Bharti Airtel Ltd	4.23
Diversified Fmcg	3.84
ITC Ltd	2.68
Hindustan Unilever Ltd	1.16
Construction	3.70
Larsen & Toubro Ltd	3.70
Retailing	3.32
Zomato Ltd	1.73
Avenue Supermarts Ltd	0.82
Info Edge (India) Ltd	0.77
Power	2.81
NTPC Ltd	2.81
Cement & Cement Products	2.75
Ultratech Cement Ltd	2.75
Insurance	2.37
SBI Life Insurance Co Ltd	1.71
ICICI Lombard General Insurance Co Ltd	0.66
Electrical Equipment	2.14
CG Power and Industrial Solutions Ltd	0.91
ABB India Ltd	0.78
Siemens Ltd	0.45
Aerospace & Defense	2.11
Bharat Electronics Ltd	2.11
Healthcare Services	1.96
Max Healthcare Institute Ltd	1.23
Apollo Hospitals Enterprise Ltd	0.73
Auto Components	1.83
Samvardhana Motherson International Ltd	1.16
Sona Blw Precision Forgings Ltd	0.67
Transport Services	1.60
Interglobe Aviation Ltd	1.60
Beverages	1.23
United Spirits Ltd	1.23
Agricultural Food & Other Products	1.22
Tata Consumer Products Ltd	1.22
Consumer Durables	0.81
Titan Co Ltd	0.81
Non - Ferrous Metals	0.81
Hindalco Industries Ltd	0.81
Fertilizers & Agrochemicals	0.71
PI Industries Ltd	0.71
Consumable Fuels	0.62
Coal India Ltd	0.62
Chemicals & Petrochemicals	0.42
SRF Ltd	0.42
Textiles & Apparels	0.30
Page Industries Ltd	0.30
Leisure Services	0.24
Indian Hotels Co Ltd	0.24
Money Market Instruments	3.68
TREPS	3.68
Net Current Assets	-0.05

Grand Total (Net Asset) 100.00

MARKET CAPITALIZATION



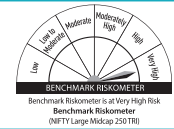
Debt, Cash & Others	3.63%
Large Cap	89.64%
Mid Cap	6.73%

CANARA ROBECO EMERGING EQUITIES (CREE)

(as on August 30, 2024)

This product is suitable for investors who are seeking*:

- Capital appreciation over long term
- Investing predominantly in equities and equity related instruments of both large cap and mid cap companies



*Investors should consult their financial advisers if in doubt about whether the product is suitable for them.

FUND INFORMATION

CATEGORY/TYPE: Large & Mid Cap Fund - An open ended equity scheme investing in both large cap and mid cap stocks

SCHEME OBJECTIVE: To generate capital appreciation by investing in a diversified portfolio of large and mid-cap stocks. However, there can be no assurance that the investment objective of the scheme will be realized.

Monthend AUM[#] : ₹ 25,038.82 Crores

Monthly AVG AUM : ₹ 24,305.63 Crores

NAV: (as on August 30, 2024)

Direct Plan - Growth Option ₹ 292.6200

Regular Plan - Growth Option ₹ 257.9000

Regular Plan - IDCW

(payout/reinvestment) ₹ 92.6200

Direct Plan - IDCW

(payout/reinvestment) ₹ 139.6200

DATE OF ALLOTMENT: March 11, 2005

ASSET ALLOCATION:

Large Cap equity and equity related instruments* - 35% to 65%. (Risk - Very High)

Mid Cap equity and equity related instruments* - 35% to 65% (Risk - Very High)

Other equity and equity related instruments, debt and money market instruments - 0% to 30% (Risk - Very High)

Reits/Invts - 0% to 10%. (Risk - Very High)

*As defined by SEBI Circular No. SEBI / HO / IMD / DF3 / CIR / P / 2017 / 114 dated October 06, 2017 and SEBI/HO/IMD/DF3/CIR/P/2017/126 dated December 04, 2017 as amended from time to time. (Currently it defines Large Cap Companies as those which are ranked from 1 to 100 and Mid Cap Companies as those which are ranked from 101 to 250 based on their full market capitalization.)

MINIMUM INVESTMENT:

₹ 5000 and in multiples of ₹1 thereafter

Subsequent purchases: Minimum amount of ₹1000 and multiples of ₹1 thereafter

SIP: For Any date/monthly frequency – ₹ 1000 and in multiples of ₹1 thereafter

For quarterly frequency – ₹ 2000 and in multiples of ₹ 1 thereafter

STP: For Daily/Weekly/Monthly frequency – ₹ 1000 and in multiples of ₹1 thereafter

For quarterly frequency – ₹ 2000 and in multiples of ₹ 1 thereafter

SWP: For monthly frequency – ₹ 1000 and in multiples of ₹1 thereafter

For quarterly frequency – ₹ 2000 and in multiples of ₹ 1 thereafter

PLANS / OPTIONS : Regular Plan - Reinvestment of Income Distribution cum Capital Withdrawal Option

Regular Plan - Payout of Income Distribution cum Capital Withdrawal Option

Regular Plan - Growth Option

Direct Plan - Reinvestment of Income Distribution cum Capital Withdrawal Option

Direct Plan - Payout of Income Distribution cum Capital Withdrawal Option

Direct Plan - Growth Option

ENTRY LOAD: Nil

EXIT LOAD :

1% - If redeemed/switched out within 1 year from the date of allotment

Nil - if redeemed/switched out after 1 year from the date of allotment

EXPENSE RATIO[^]:

Regular Plan (%) : 1.59

Direct Plan (%) : 0.54

BENCHMARK: NIFTY Large Midcap 250 TRI

FUND MANAGER: 1) Mr. Amit Nadekar
2) Mr. Shridatta Bhandwadar

TOTAL EXPERIENCE: 1) 21 Years
2) 15 Years

MANAGING THIS FUND: 1) Since 28-Aug-23
2) Since 01-Oct-19

PRODUCT POSITIONING

Canara Robeco Emerging Equities being an open ended large & mid cap fund, follows a bottom-up approach to predominantly invest in a well diversified portfolio of companies within large & mid cap universe. The fund endeavours to identify the stars of tomorrow within the segment.

QUANTITATIVE INFORMATION[§]

Standard Deviation	12.52
Portfolio Beta	0.88
Portfolio Turnover Ratio	0.66 times
R-Squared	0.92
Sharpe Ratio	0.91

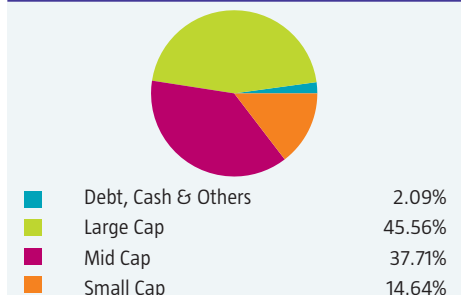
PORTFOLIO

Name of the Instruments	% to NAV
Equities	97.91
Listed	97.91
Banks	9.94
ICICI Bank Ltd	7.09
Federal Bank Ltd	2.39
State Bank of India	0.40
HDFC Bank Ltd	0.06
Automobiles	9.36
TVS Motor Co Ltd	3.19
Maruti Suzuki India Ltd	2.03
Tata Motors Ltd	1.53
Mahindra & Mahindra Ltd	1.21
Hero MotoCorp Ltd	1.00
Bajaj Auto Ltd	0.40
Auto Components	8.01
Uno Minda Ltd	4.48
Sona Blw Precision Forgings Ltd	1.28
Bharat Forge Ltd	1.12
Schaeffler India Ltd	0.66
ZF Commercial Vehicle Control Systems India Ltd	0.47
Retailing	7.21
Trent Ltd	4.04
Zomato Ltd	2.16
Info Edge (India) Ltd	1.01
Consumer Durables	7.05
Dixon Technologies (India) Ltd	3.42
Crompton Greaves Consumer Electricals Ltd	1.17
Bata India Ltd	0.93
Titan Co Ltd	0.68
Cello World Ltd	0.55
Kajaria Ceramics Ltd	0.30
Leisure Services	6.38
Indian Hotels Co Ltd	4.47
EIH Ltd	1.49
Indian Railway Catering And Tourism Corp Ltd	0.42
IT - Software	5.71
KPIT Technologies Ltd	4.02
Tata Consultancy Services Ltd	1.69
Finance	5.48
Cholamandalam Investment and Finance Co Ltd	3.51
Creditaccess Grameen Ltd	1.14
Bajaj Finance Ltd	0.83
Pharmaceuticals & Biotechnology	5.18
Abbott India Ltd	1.92
Sun Pharmaceutical Industries Ltd	1.28
Ajanta Pharma Ltd	0.69

Cipla Ltd	0.60
Dr. Reddy's Laboratories Ltd	0.39
Natco Pharma Ltd	0.30
Aerospace & Defense	4.36
Bharat Electronics Ltd	4.36
Healthcare Services	3.67
Max Healthcare Institute Ltd	2.24
Global Health Ltd	0.90
Dr. Lal Path Labs Ltd	0.27
Apollo Hospitals Enterprise Ltd	0.26
Industrial Manufacturing	3.16
Praj Industries Ltd	2.25
Kaynes Technology India Ltd	0.91
Capital Markets	3.14
HDFC Asset Management Company Ltd	1.19
Central Depository Services (India) Ltd	1.00
Multi Commodity Exchange Of India Ltd	0.38
UTI Asset Management Co Ltd	0.30
Indian Energy Exchange Ltd	0.18
BSE Ltd	0.09
Transport Services	2.11
Interglobe Aviation Ltd	1.16
Blue Dart Express Ltd	0.44
TCI Express Ltd	0.26
Container Corporation Of India Ltd	0.25
Cement & Cement Products	1.96
Ultratech Cement Ltd	1.12
J.K. Cement Ltd	0.84
Telecom - Services	1.81
Bharti Airtel Ltd	1.81
Chemicals & Petrochemicals	1.77
Pidilite Industries Ltd	0.95
Vinati Organics Ltd	0.82
Agricultural Food & Other Products	1.65
Tata Consumer Products Ltd	1.65
Electrical Equipment	1.39
ABB India Ltd	1.39
Paper, Forest & Jute Products	1.39
Century Textile & Industries Ltd	1.39
Power	1.38
Torrent Power Ltd	1.38
Fertilizers & Agrochemicals	1.27
PI Industries Ltd	1.27
Beverages	1.19
United Breweries Ltd	1.07
Varun Beverages Ltd	0.12
Diversified	0.79
3M India Ltd	0.79
Realty	0.70
Oberoi Realty Ltd	0.70
Industrial Products	0.64
APL Apollo Tubes Ltd	0.64
Non - Ferrous Metals	0.53
Hindalco Industries Ltd	0.53
Construction	0.36
KNR Constructions Ltd	0.36
Entertainment	0.20
Zee Entertainment Enterprises Ltd	0.20
Gas	0.12
GAIL (India) Ltd	0.12
Insurance	0.00
Max Financial Services Ltd	0.00
Money Market Instruments	2.91
TREPS	2.91
Net Current Assets	-0.82

Grand Total (Net Asset) 100.00

MARKET CAPITALIZATION



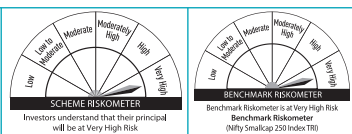
[§]Source ICRA MFI Explorer ● # Monthend AUM as on 30.08.2024 ● ^The expense ratios mentioned for the schemes includes GST on investment management fees. ● Please refer page no. 51 for disclaimers.

CANARA ROBECO SMALL CAP FUND (CRSCF)

(as on August 30, 2024)

This product is suitable for investors who are seeking*:

- Capital appreciation over long term
- Investing predominantly in equities and equity related instruments of small cap companies



*Investors should consult their financial advisers if in doubt about whether the product is suitable for them.

FUND INFORMATION

CATEGORY/TYPE: Small Cap Fund -An open-ended equity scheme predominantly investing in small cap stocks.

SCHEME OBJECTIVE:

The investment objective of the Scheme is to generate capital appreciation by investing predominantly in Small Cap stocks. However, there can be no assurance that the investment objective of the scheme will be realized.

Monthend AUM[#] : ₹ 12,247.75 Crores

Monthly AVG AUM : ₹ 11,955.38 Crores

NAV: (as on August 30, 2024)

Direct Plan - Growth Option ₹ 44.9000

Regular Plan - Growth Option ₹ 41.0900

Regular Plan -

IDCW (payout/reinvestment) ₹ 38.1600

Direct Plan - IDCW

(payout/reinvestment) ₹ 42.2100

DATE OF ALLOTMENT: February 15, 2019

ASSET ALLOCATION:

Equity and Equity-related Instruments of Smallcap companies* 65% to 100% (Risk - Very High)

Equity and Equity-related Instruments of companies other than Smallcap companies 0% to 35% (Risk - Very High)

Debt and Money Market Instruments 0% to 35% (Low to Medium)

Units issued by REITs and InvITs 0% to 10% (Risk - Very High)

*Investment universe of "Small Cap": The investment universe of "Small Cap" shall comprise companies as defined by SEBI from time to time. In terms of SEBI circular SEBI/ HO/ IMD/ DF3/ CIR/ P/ 2017/ 114 dated October 6, 2017, the universe of "Small Cap" shall consist of 251st company onwards in terms of full market capitalization

MINIMUM INVESTMENT:

₹ 5000 and in multiples of ₹1 thereafter

Subsequent purchases: Minimum amount of ₹1000 and multiples of ₹1 thereafter

SIP: For Any date/monthly frequency – ₹1000 and in multiples of ₹1 thereafter

For quarterly frequency – ₹2000 and in multiples of ₹1 thereafter

STP: For Daily/Weekly/Monthly frequency – ₹1000 and in multiples of ₹1 thereafter

For quarterly frequency – ₹2000 and in multiples of ₹1 thereafter

SWP: For monthly frequency – ₹1000 and in multiples of ₹1 thereafter

For quarterly frequency – ₹2000 and in multiples of ₹1 thereafter

PLANS / OPTIONS :

Regular Plan - Reinvestment of Income Distribution cum Capital Withdrawal Option

Regular Plan - Payout of Income Distribution cum Capital Withdrawal Option

Regular Plan - Growth Option

Direct Plan - Reinvestment of Income Distribution cum Capital Withdrawal Option

Direct Plan - Payout of Income Distribution cum Capital Withdrawal Option

Direct Plan - Growth Option

ENTRY LOAD: Nil

EXIT LOAD: In respect of each purchase / switch-in of units, 1% - if Units are redeemed / switched-out within 1 year from the date of allotment. Nil – if redeemed / switched out after 1 year from the date of allotment.

EXPENSE RATIO[^]:

Regular Plan (%) : 1.67

Direct Plan (%) : 0.42

BENCHMARK: Nifty Smallcap 250 Index TRI

FUND MANAGER : 1) Mr. Pranav Gokhale

2) Mr. Shridatta Bhandwalder

TOTAL EXPERIENCE : 1) 21 Years

2) 15 Years

MANAGING THIS FUND : 1) Since 06-Nov-23

2) Since 01-Oct-19

PRODUCT POSITIONING

Canara Robeco Small Cap Fund is an open-ended equity scheme predominantly investing in small cap stocks. It considers companies ranked 251st and onwards in terms of full Market Capitalization as its Investment universe. The fund provides a blend of 'Growth' and 'Value' style of investing. This Fund seeks to invest in high quality small cap business which are undervalued and have a sustainable business. Further, it aims to invest in companies with consistent earnings and reasonable valuations which could lead to Alpha Generation opportunity. Fund intends to invest at least 65% in small-cap companies which have high growth potential and remaining 35% of the portfolio across Large, Mid and Small cap companies after assessing the market conditions.

QUANTITATIVE INFORMATION[§]

Standard Deviation	14.04
Portfolio Beta	0.71
Portfolio Turnover Ratio	0.27 times
R-Squared	0.87
Sharpe Ratio	1.31

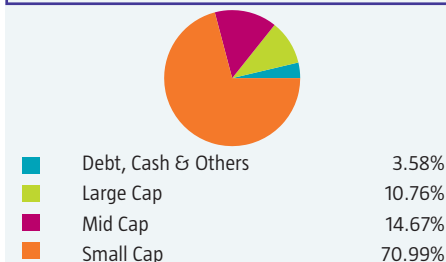
PORTFOLIO

Name of the Instruments	% to NAV
Equities	96.42
Listed	96.42
Capital Markets	10.18
Multi Commodity Exchange Of India Ltd	3.15
Central Depository Services (India) Ltd	2.28
Computer Age Management Services Ltd	1.54
Anand Rathi Wealth Ltd	1.17
Prudent Corporate Advisory Services Ltd	1.08
ICRA Ltd	0.96
Pharmaceuticals & Biotechnology	7.88
Suven Pharmaceuticals Ltd	1.47
J.B. Chemicals & Pharmaceuticals Ltd	1.44
Ajanta Pharma Ltd	1.44
Sun Pharmaceutical Industries Ltd	1.41
Innova Captab Ltd	0.85
Piramal Pharma Ltd	0.74
Abbott India Ltd	0.53
Industrial Products	7.59
KEI Industries Ltd	2.78
EPL Ltd	1.03
Ratnamani Metals & Tubes Ltd	0.97
Timken India Ltd	0.77
Mold Tek Packaging Ltd	0.70
Rhi Magnesita India Ltd	0.69
Finolex Industries Ltd	0.65
Industrial Manufacturing	7.09
Kaynes Technology India Ltd	3.30
Titagarh Rail Systems Ltd	1.17
Jyoti CNC Automation Ltd	0.90
Cochin Shipyard Ltd	0.88
GMM Pfaudler Ltd	0.59
Praj Industries Ltd	0.25
Consumer Durables	6.78
V-Guard Industries Ltd	1.76
Crompton Greaves Consumer Electricals Ltd	1.54
Cera Sanitaryware Ltd	1.35
Greenply Industries Ltd	0.86
Greenpanel Industries Ltd	0.64
Greenlam Industries Ltd	0.38
Blue Star Ltd	0.20
Safari Industries (India) Ltd	0.05
Finance	6.35
Cholamandalam Financial Holdings Ltd	1.33
Can Fin Homes Ltd	1.31

Creditaccess Grameen Ltd	1.06
Power Finance Corporation Ltd	0.96
Bajaj Finance Ltd	0.88
Home First Finance Co India Ltd	0.81
Banks	5.24
Equitas Small Finance Bank Ltd	1.62
Karur Vysya Bank Ltd	1.41
City Union Bank Ltd	1.27
Indian Bank	0.94
Auto Components	3.96
Schaeffler India Ltd	0.99
CIE Automotive India Ltd	0.88
Rolex Rings Ltd	0.72
Subros Ltd	0.71
Exide Industries Ltd	0.66
Construction	3.68
PNC Infratech Ltd	1.05
KEC International Ltd	0.95
Ahluwalia Contracts (India) Ltd	0.88
KNR Constructions Ltd	0.80
Aerospace & Defense	3.35
Bharat Electronics Ltd	2.53
Bharat Dynamics Ltd	0.82
Transport Services	2.88
Great Eastern Shipping Co Ltd	1.28
Interglobe Aviation Ltd	1.00
VRL Logistics Ltd	0.60
Healthcare Services	2.86
Max Healthcare Institute Ltd	1.02
Metropolis Healthcare Ltd	1.02
Global Health Ltd	0.82
IT - Software	2.32
Sonata Software Ltd	1.13
Latent View Analytics Ltd	0.60
Birlasoft Ltd	0.59
Realty	2.32
Sobha Ltd	1.12
Brigade Enterprises Ltd	1.12
Sobha Ltd	0.08
Chemicals & Petrochemicals	2.18
Deepak Nitrite Ltd	0.82
Rossari Biotech Ltd	0.77
Fine Organic Industries Ltd	0.34
NOCIL Ltd	0.25
Cement & Cement Products	2.07
Ultratech Cement Ltd	1.11
JK Lakshmi Cement Ltd	0.96
Leisure Services	2.00
Indian Hotels Co Ltd	1.14
Westlife Foodworld Ltd	0.86
Paper, Forest & Jute Products	1.91
Century Textile & Industries Ltd	1.91
Retailing	1.88
V-Mart Retail Ltd	0.78
Go Fashion India Ltd	0.65
Vedant Fashions Ltd	0.45
Power	1.83
NTPC Ltd	1.00
CESC Ltd	0.83
Electrical Equipment	1.73
Triveni Turbine Ltd	1.06
Hitachi Energy India Ltd	0.67
Food Products	1.60
Bikaji Foods International Ltd	1.60
IT - Services	1.51
Cyient Ltd	1.51
Fertilizers & Agrochemicals	1.29
EID Parry India Ltd	1.29
Household Products	1.11
Jyothy Labs Ltd	1.11
Petroleum Products	0.99
Reliance Industries Ltd	0.99
Non - Ferrous Metals	0.96
National Aluminium Co Ltd	0.96
Diversified Fmcg	0.88
ITC Ltd	0.88
Entertainment	0.72
PVR Inox Ltd	0.72
Textiles & Apparels	0.62
K.P.R. Mill Ltd	0.62
Commercial Services & Supplies	0.37
Teamlease Services Ltd	0.37
Agricultural Food & Other Products	0.29
CCL Products (India) Ltd	0.29
Money Market Instruments	5.00
TREPS	5.00
Net Current Assets	-1.42

Grand Total (Net Asset) 100.00

MARKET CAPITALIZATION

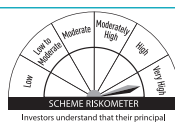


CANARA ROBECO INFRASTRUCTURE (CRI)

(as on August 30, 2024)

This product is suitable for investors who are seeking*:

- Capital appreciation over long term
- Investing in equities and equity related instruments of companies following the Infrastructure Theme



*Investors should consult their financial advisers if in doubt about whether the product is suitable for them.

FUND INFORMATION

CATEGORY/TYPE: Thematic - Infrastructure - An open-ended equity scheme following infrastructure theme

SCHEME OBJECTIVE: To generate income / capital appreciation by investing in equities and equity related instruments of companies in the infrastructure sector. However, there can be no assurance that the investment objective of the scheme will be realized.

Monthend AUM # : ₹ 886.99 Crores

Monthly AVG AUM : ₹ 874.27 Crores

NAV: (as on August 30, 2024)

Direct Plan - Growth Option ₹ 182.9000

Regular Plan - Growth Option ₹ 164.5400

Regular Plan - IDCW

(payout/reinvestment) ₹ 69.9600

Direct Plan - IDCW

(payout/reinvestment) ₹ 96.7400

DATE OF ALLOTMENT: December 2, 2005

ASSET ALLOCATION:

Equity and equity related instruments of companies in the Infrastructure sector including derivatives of such companies - 80% to 100% (Risk - Very High)

Debt and Money Market instruments - 0% to 20% (Risk - Low to Medium)

Reits/Invts - 0% to 10% (Risk - Very High)

MINIMUM INVESTMENT:

₹ 5000 and in multiples of ₹1 thereafter

Subsequent purchases: Minimum amount of ₹1000 and multiples of ₹1 thereafter

SIP: For Any date/monthly frequency – ₹1000 and in multiples of ₹1 thereafter

For quarterly frequency – ₹2000 and in multiples of ₹1 thereafter

STP: For Daily/Weekly/Monthly frequency – ₹1000 and in multiples of ₹1 thereafter

For quarterly frequency – ₹2000 and in multiples of ₹1 thereafter

SWP: For monthly frequency – ₹1000 and in multiples of ₹1 thereafter

For quarterly frequency – ₹2000 and in multiples of ₹1 thereafter

PLANS / OPTIONS :

Regular Plan - Reinvestment of Income Distribution cum Capital Withdrawal Option

Regular Plan - Payout of Income Distribution cum Capital Withdrawal Option

Regular Plan - Growth Option

Direct Plan - Reinvestment of Income Distribution cum Capital Withdrawal Option

Direct Plan - Payout of Income Distribution cum Capital Withdrawal Option

Direct Plan - Growth Option

ENTRY LOAD: Nil

EXIT LOAD:

1% - if redeemed/switched out within 1 year from the date of allotment.

Nil - if redeemed / switched out after 1 year from the date of allotment

EXPENSE RATIO[^]:

Regular Plan (%) : 2.27

Direct Plan (%) : 0.96

BENCHMARK: BSE India Infrastructure TRI

FUND MANAGER: 1) Mr. Vishal Mishra
2) Mr. Shridatta Bhandwadar

TOTAL EXPERIENCE: 1) 18 Years
2) 15 Years

MANAGING THIS FUND: 1) Since 26-June-21
2) Since 29-Sept-18

PRODUCT POSITIONING

Canara Robeco Infrastructure is an open ended thematic fund which endeavours to capture opportunities in the Indian infrastructure space. The fund follows a thematic approach towards Infrastructure with a 'Growth' style of investing. The fund aims to have concentrated holdings on high conviction ideas.

QUANTITATIVE INFORMATION[§]

Standard Deviation	15.17
Portfolio Beta	0.50
Portfolio Turnover Ratio	0.36 times
R-Squared	0.57
Sharpe Ratio	1.56

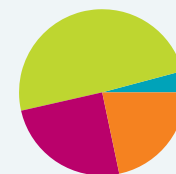
PORTFOLIO

Name of the Instruments	% to NAV
Equities	95.96
Listed	95.96
Electrical Equipment	16.47
Hitachi Energy India Ltd	3.14
Siemens Ltd	3.00
CG Power and Industrial Solutions Ltd	2.94
Suzlon Energy Ltd	2.27
ABB India Ltd	2.08
Thermax Ltd	1.58
GE T&D India Ltd	1.46
Construction	10.57
Larsen & Toubro Ltd	7.03
KNR Constructions Ltd	1.50
KEC International Ltd	1.43
PNC Infratech Ltd	0.61
Power	9.35
NTPC Ltd	5.63
Power Grid Corporation of India Ltd	3.72
Consumer Durables	7.83
Volta Ltd	2.96
V-Guard Industries Ltd	2.58
Dixon Technologies (India) Ltd	2.29
Industrial Products	7.17
Cummins India Ltd	2.22
KSB Ltd	1.37
KEI Industries Ltd	1.30
Timken India Ltd	1.28
Grindwell Norton Ltd	1.00
Industrial Manufacturing	6.73
Kaynes Technology India Ltd	2.04
GMM Pfaudler Ltd	1.36
Jyoti CNC Automation Ltd	1.26
Praj Industries Ltd	1.17
Honeywell Automation India Ltd	0.90
Petroleum Products	5.95
Reliance Industries Ltd	4.68
Bharat Petroleum Corporation Ltd	1.27
Transport Services	5.24
Interglobe Aviation Ltd	2.56
Great Eastern Shipping Co Ltd	1.43
Container Corporation Of India Ltd	0.55

TCI Express Ltd	0.36
VRL Logistics Ltd	0.34
Aerospace & Defense	3.66
Bharat Electronics Ltd	2.66
Hindustan Aeronautics Ltd	1.00
Finance	3.50
Power Finance Corporation Ltd	3.50
Telecom - Services	3.22
Bharti Airtel Ltd	3.22
Cement & Cement Products	3.20
UltraTech Cement Ltd	2.02
J.K. Cement Ltd	1.18
Banks	2.94
State Bank of India	2.94
Consumable Fuels	2.52
Coal India Ltd	2.52
Auto Components	1.85
Schaeffler India Ltd	1.85
Realty	1.80
Brigade Enterprises Ltd	1.80
Non - Ferrous Metals	1.59
Hindalco Industries Ltd	1.59
Chemicals & Petrochemicals	0.98
Linde India Ltd	0.98
Minerals & Mining	0.81
MOIL Ltd	0.81
Diversified	0.58
3M India Ltd	0.58
Money Market Instruments	4.34
TREPS	4.34
Net Current Assets	-0.30

Grand Total (Net Asset) 100.00

MARKET CAPITALIZATION



Debt, Cash & Others	4.04%
Large Cap	49.42%
Mid Cap	24.74%
Small Cap	21.80%

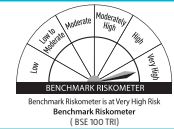
[§]Source ICRA MFI Explorer ● # Monthend AUM as on 30.08.2024 ● [^]The expense ratios mentioned for the schemes includes GST on investment management fees. ● Please refer page no. 51 for disclaimers.

CANARA ROBECO CONSUMER TRENDS FUND (CRCTF)

(as on August 30, 2024)

This product is suitable for investors who are seeking*:

- Capital appreciation over long term
- Investing in equity and equity related securities of companies following the Consumption and Financial Theme



*Investors should consult their financial advisers if in doubt about whether the product is suitable for them.

FUND INFORMATION

CATEGORY/TYPE : Thematic - Consumption & Finance Theme - An open ended equity scheme following the consumption and financial theme

SCHEME OBJECTIVE: To provide long-term capital appreciation by primarily investing in equity and equity related securities of companies which directly or indirectly benefit from the growing consumer demand in India. However, there can be no assurance that the investment objective of the scheme will be realized.

Monthend AUM # : ₹ 1,759.96 Crores

Monthly AVG AUM : ₹ 1,695.08 Crores

NAV: (as on August 30, 2024)

Direct Plan - Growth Option	₹ 129.1200
Direct Plan - IDCW (payout/reinvestment)	₹ 92.7300
Regular Plan - Growth Option	₹ 113.5600
Regular Plan - IDCW (payout/reinvestment)	₹ 51.3400

DATE OF ALLOTMENT: September 14, 2009

ASSET ALLOCATION:

Equity and equity related instruments of companies which directly or indirectly benefit from the growing consumer demand in India - 80% to 100%. (Risk - Very High)

Other Equity and equity related instruments - 0% to 20%. (Risk - Very High)

Debt and Money Market instruments - 0% to 20%. (Risk - Medium to Low)

Reits/Invits - 0% to 10% (Risk - Very High)

MINIMUM INVESTMENT :

₹ 5000 and in multiples of ₹1 thereafter

Subsequent purchases: Minimum amount of ₹1000 and multiples of ₹1 thereafter

SIP: For Any date/monthly frequency – ₹1000 and in multiples of ₹1 thereafter

For quarterly frequency – ₹2000 and in multiples of ₹1 thereafter

STP: For Daily/Weekly/Monthly frequency – ₹1000 and in multiples of ₹1 thereafter

For quarterly frequency – ₹2000 and in multiples of ₹1 thereafter

SWP: For monthly frequency – ₹1000 and in multiples of ₹1 thereafter

For quarterly frequency – ₹2000 and in multiples of ₹1 thereafter

PLANS / OPTIONS :

Regular Plan - Reinvestment of Income Distribution cum Capital Withdrawal Option

Regular Plan - Payout of Income Distribution cum Capital Withdrawal Option

Regular Plan - Growth Option

Direct Plan - Reinvestment of Income Distribution cum Capital Withdrawal Option

Direct Plan - Payout of Income Distribution cum Capital Withdrawal Option

Direct Plan - Growth Option

ENTRY LOAD: Nil

EXIT LOAD :

1% - If redeemed/switched out within 1 year from the date of allotment.

Nil - if redeemed/switched out after 1 year from the date of allotment

EXPENSE RATIO^:

Regular Plan (%)	: 2.08
Direct Plan (%)	: 0.81

BENCHMARK : BSE 100 TRI

FUND MANAGER: 1) Ms. Ennette Fernandes
2) Mr. Shridatta Bhandwalder

TOTAL EXPERIENCE: 1) 12 Years
2) 15 Years

MANAGING THIS FUND: 1) Since 01-Oct-21
2) Since 01-Oct-19

PRODUCT POSITIONING

Canara Robeco Consumer Trends Fund is an open ended thematic fund predominantly investing in companies which directly or indirectly benefit from the growing consumption demand in India and looks for opportunity to invest in companies which benefit from aspirational consumption and financial penetration theme. The fund will invest in stocks across the Market Capitalisation range and will look to follow 'Growth' style of investing.

QUANTITATIVE INFORMATION⁵

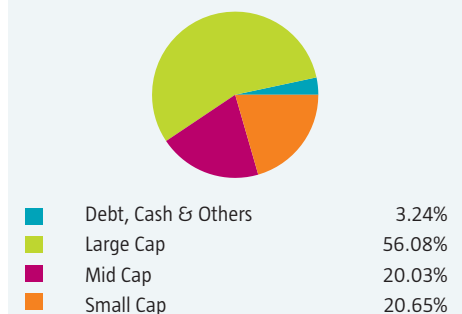
Standard Deviation	12.40
Portfolio Beta	0.86
Portfolio Turnover Ratio	0.38 times
R-Squared	0.80
Sharpe Ratio	1.12

PORTFOLIO

Name of the Instruments	% to NAV
Equities	96.76
Listed	96.76
Retailing	12.82
Zomato Ltd	3.91
Trent Ltd	3.66
Arvind Fashions Ltd	1.51
FSN E-Commerce Ventures Ltd	1.48
Vedant Fashions Ltd	1.24
Shoppers Stop Ltd	1.02
Finance	11.14
Shriram Finance Ltd	2.28
Cholamandalam Financial Holdings Ltd	2.20
Bajaj Finance Ltd	2.05
PNB Housing Finance Ltd	1.67
Power Finance Corporation Ltd	1.50
L&T Finance Ltd	1.44
Banks	9.12
HDFC Bank Ltd	4.20
ICICI Bank Ltd	2.04
Indian Bank	1.79
Federal Bank Ltd	1.09
Consumer Durables	8.02
Crompton Greaves Consumer Electricals Ltd	2.66
Voltas Ltd	2.43
Titan Co Ltd	2.29
V.I.P. Industries Ltd	0.64
Beverages	7.51
United Breweries Ltd	2.70
United Spirits Ltd	2.51
Varun Beverages Ltd	2.30
Automobiles	6.92
Bajaj Auto Ltd	3.06

Tata Motors Ltd	2.59
Maruti Suzuki India Ltd	1.27
Diversified Fmcg	6.06
ITC Ltd	6.06
Insurance	5.93
ICICI Lombard General Insurance Co Ltd	2.22
Max Financial Services Ltd	1.45
SBI Life Insurance Co Ltd	1.42
Medi Assist Healthcare Services Ltd	0.84
Personal Products	5.61
Godrej Consumer Products Ltd	2.95
Dabur India Ltd	2.66
Telecom - Services	4.54
Bharti Airtel Ltd	4.54
Industrial Products	4.08
KEI Industries Ltd	2.66
Finolex Industries Ltd	1.42
Leisure Services	2.81
EIH Ltd	1.52
Westlife Foodworld Ltd	1.29
Transport Services	2.43
Interglobe Aviation Ltd	2.43
Auto Components	2.36
Samvardhana Motherson International Ltd	2.36
Household Products	2.02
Jyothy Labs Ltd	2.02
Capital Markets	1.61
BSE Ltd	1.61
Pharmaceuticals & Biotechnology	1.48
J.B. Chemicals & Pharmaceuticals Ltd	1.48
Textiles & Apparels	1.16
Page Industries Ltd	1.16
Entertainment	1.14
PVR Inox Ltd	1.14
Money Market Instruments	3.42
TREPS	3.42
Net Current Assets	-0.18
Grand Total (Net Asset)	100.00

MARKET CAPITALIZATION

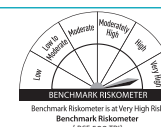
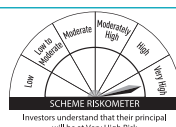


CANARA ROBECO ELSS TAX SAVER (CRETS)

(as on August 30, 2024)

This product is suitable for investors who are seeking*:

- Capital appreciation over long term
- Investment in equity and equity related securities with a statutory lock in of 3 years and tax benefit



*Investors should consult their financial advisers if in doubt about whether the product is suitable for them.

FUND INFORMATION

CATEGORY/TYPE: ELSS - An open ended equity linked saving scheme with a statutory lock in of 3 years and tax benefit

SCHEME OBJECTIVE:

ELSS seeking to provide long term capital appreciation by predominantly investing in equities to facilitate the subscribers to seek tax benefits as provided under Section 80 C of the Income Tax Act, 1961. However, there can be no assurance that the investment objective of the scheme will be realized.

Monthend AUM # : ₹ 9,048.83 Crores

Monthly AVG AUM : ₹ 8,775.00 Crores

NAV: (as on August 30, 2024)

Direct Plan - Growth Option	₹	198.2200
Regular Plan - Growth Option	₹	179.1800
Regular Plan -IDCW (payout)	₹	53.0500
Direct Plan -IDCW (payout)	₹	85.0600

DATE OF ALLOTMENT: March 31, 1993

ASSET ALLOCATION:

Equity and equity related instruments - 80% to 100% (Risk - Very High)

Money Market instruments- 0% to 20% (Risk- Low)

MINIMUM INVESTMENT:

₹ 500 and in multiples of ₹1 thereafter

Subsequent purchases: Minimum amount of ₹ 500 and multiples of ₹ 1 thereafter

SIP: For Any date/monthly frequency – ₹ 500 and in multiples of ₹1 thereafter

For quarterly frequency – ₹ 1000 and in multiples of ₹ 1 thereafter

STP: For Daily/Weekly/Monthly frequency – ₹ 500 and in multiples of ₹1 thereafter

For quarterly frequency – ₹ 1000 and in multiples of ₹ 1 thereafter

SWP: For monthly frequency – ₹ 500 and in multiples of ₹ 1 thereafter

For quarterly frequency – ₹ 1000 and in multiples of ₹ 1 thereafter

PLANS / OPTIONS:

Regular Plan - Payout of Income Distribution cum Capital Withdrawal Option

Regular Plan - Growth Option

Direct Plan Payout of Income Distribution cum Capital Withdrawal Option

Direct Plan - Growth Option

ENTRY LOAD: Nil

EXIT LOAD: Nil

EXPENSE RATIO^:

Regular Plan (%)	: 1.67
Direct Plan (%)	: 0.51

BENCHMARK: BSE 500 TRI

FUND MANAGER: 1) Mr. Vishal Mishra
2) Mr. Shridatta Bhandwalder

TOTAL EXPERIENCE: 1) 18 Years
2) 15 Years

MANAGING THIS FUND: 1) Since 26-June-21
2) Since 01-Oct-19

PRODUCT POSITIONING

Canara Robeco ELSS Tax Saver is an open ended ELSS with a 3 year lock-in period providing Tax Benefits under Sec 80 C of Income Tax Act to eligible investors. The fund aims to benefit from long term investing due to its lock-in and benefits from power of compounding. The fund would invest in large, mid cap and small cap stocks with a 'Growth' style of investing.

QUANTITATIVE INFORMATION[§]

Standard Deviation	12.07
Portfolio Beta	0.87
Portfolio Turnover Ratio	0.34 times
R-Squared	0.93
Sharpe Ratio	0.83

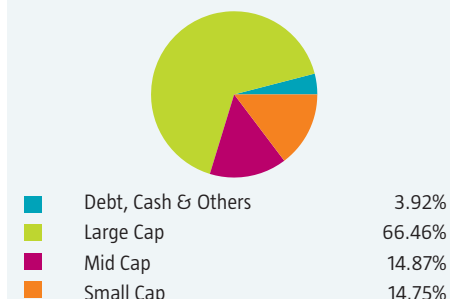
PORTFOLIO

Name of the Instruments	% to NAV
Equities	96.08
Listed	96.08
Banks	15.50
HDFC Bank Ltd	5.67
ICICI Bank Ltd	5.60
State Bank of India	2.25
Axis Bank Ltd	1.98
IT - Software	11.09
Infosys Ltd	4.75
Tata Consultancy Services Ltd	2.47
Mphasis Ltd	1.25
HCL Technologies Ltd	1.11
Sonata Software Ltd	0.83
Tech Mahindra Ltd	0.68
Finance	6.74
Bajaj Finance Ltd	1.89
PNB Housing Finance Ltd	1.16
Cholamandalam Investment and Finance Co Ltd	1.11
Power Finance Corporation Ltd	1.00
REC Ltd	0.91
Creditaccess Grameen Ltd	0.67
Petroleum Products	4.77
Reliance Industries Ltd	4.77
Auto Components	4.41
Samvardhana Motherson International Ltd	1.84
Uno Minda Ltd	1.03
Schaeffler India Ltd	0.91
Sona Blw Precision Forgings Ltd	0.63
Automobiles	4.36
Bajaj Auto Ltd	1.38
Tata Motors Ltd	1.21
TVS Motor Co Ltd	1.15
Maruti Suzuki India Ltd	0.62
Insurance	4.14
ICICI Lombard General Insurance Co Ltd	1.42
Medi Assist Healthcare Services Ltd	1.18
Max Financial Services Ltd	0.78
SBI Life Insurance Co Ltd	0.76
Pharmaceuticals & Biotechnology	4.01
Divi's Laboratories Ltd	1.55
Sun Pharmaceutical Industries Ltd	1.54
J.B. Chemicals & Pharmaceuticals Ltd	0.92
Electrical Equipment	3.80
CG Power and Industrial Solutions Ltd	1.13
GE T&D India Ltd	1.00
ABB India Ltd	0.85
Siemens Ltd	0.82
Construction	3.35
Larsen & Toubro Ltd	2.82
KEC International Ltd	0.53

Telecom - Services	3.14
Bharti Airtel Ltd	3.14
Chemicals & Petrochemicals	3.01
Deepak Nitrite Ltd	1.09
Vinati Organics Ltd	0.90
Navin Fluorine International Ltd	0.56
Linde India Ltd	0.46
Cement & Cement Products	2.68
Ultratech Cement Ltd	1.69
J.K. Cement Ltd	0.99
Power	2.60
NTPC Ltd	2.60
Personal Products	2.55
Godrej Consumer Products Ltd	1.40
Dabur India Ltd	1.15
Retailing	2.48
Trent Ltd	1.50
Vedant Fashions Ltd	0.98
Industrial Products	1.79
KEI Industries Ltd	1.02
Cummins India Ltd	0.77
Household Products	1.78
Jyothy Labs Ltd	1.05
Doms Industries Ltd	0.73
Consumer Durables	1.76
Crompton Greaves Consumer Electricals Ltd	1.00
Titan Co Ltd	0.76
Consumable Fuels	1.57
Coal India Ltd	1.57
Diversified Fmcg	1.55
ITC Ltd	1.55
Capital Markets	1.47
Central Depository Services (India) Ltd	0.93
BSE Ltd	0.54
Transport Services	1.20
Interglobe Aviation Ltd	1.20
Fertilizers & Agrochemicals	1.07
PI Industries Ltd	1.07
Realty	1.07
Oberoi Realty Ltd	1.07
Textiles & Apparels	0.91
K.P.R. Mill Ltd	0.91
Agricultural Food & Other Products	0.83
CCL Products (India) Ltd	0.83
Beverages	0.76
United Spirits Ltd	0.76
Healthcare Services	0.71
Max Healthcare Institute Ltd	0.71
Entertainment	0.57
PVR Inox Ltd	0.57
Aerospace & Defense	0.41
Bharat Electronics Ltd	0.41
Money Market Instruments	3.97
TREPS	3.97
Net Current Assets	-0.05

Grand Total (Net Asset) 100.00

MARKET CAPITALIZATION



[§]Source ICRA MFI Explorer ● # Monthend AUM as on 30.08.2024 ● ^The expense ratios mentioned for the schemes includes GST on investment management fees. ● Please refer page no. 51 for disclaimers.

CANARA ROBECO FOCUSED EQUITY FUND (CRFEF)

(as on August 30, 2024)

This product is suitable for investors who are seeking*:

- Long term capital appreciation
- Investment in equity and equity related securities across market capitalisation in maximum 30 stocks.



*Investors should consult their financial advisers if in doubt about whether the product is suitable for them.

FUND INFORMATION

CATEGORY/TYPE: Focused Fund - An open ended equity scheme investing in maximum of 30 stocks in large cap, mid cap and small cap companies

SCHEME OBJECTIVE:

The investment objective of the scheme is to generate long term capital appreciation/income by investing in equity and equity related instruments across market capitalization of up to 30 companies, However, there can be no assurance that the investment objective of the Scheme will be realized.

Monthend AUM[#] : ₹ 2,550.89 Crores

Monthly AVG AUM : ₹ 2,476.97 Crores

NAV: (as on August 30, 2024)

Direct Plan - Growth Option ₹ 20.4600

Regular Plan - Growth Option ₹ 19.4100

Regular Plan -IDCW

(payout/reinvestment) ₹ 18.2000

Direct Plan - IDCW

(payout/reinvestment) ₹ 19.2600

DATE OF ALLOTMENT: May 17, 2021

ASSET ALLOCATION:

Equity and Equity – related Instruments* 65% to 100% (Risk - Very High)

Debt and Money Market Instruments 0% to 35% (Risk Low to Medium)

Units issued by REITs and InvITs 0% to 10% (Risk - Very High)

Units of MF schemes 0% to 5% (Risk Medium to High)

Equity Exchange Traded Funds 0% to 10% (Risk - Very High)

*Subject to overall limit of 30 stocks

MINIMUM INVESTMENT:

Lumpsum Purchase: ₹ 5,000.00 and multiples of ₹ 1.00 thereafter.

Subsequent Purchase: ₹ 1000.00 and multiples of ₹ 1.00 thereafter.

SIP:

For Any date/monthly frequency – ₹ 1000 and in multiples of ₹ 1 thereafter

For quarterly frequency – ₹ 2000 and in multiples of ₹ 1 thereafter

STP:

For Daily/Weekly/Monthly frequency – ₹ 1000 and in multiples of ₹ 1 thereafter

For quarterly frequency – ₹ 2000 and in multiples of ₹ 1 thereafter

SWP:

For monthly frequency – ₹ 1000 and in multiples of ₹ 1 thereafter

For quarterly frequency – ₹ 2000 and in multiples of ₹ 1 thereafter

PLANS / OPTIONS :

Regular Plan - Reinvestment of Income Distribution cum Capital Withdrawal Option

Regular Plan - Payout of Income Distribution cum Capital Withdrawal Option

Regular Plan - Growth Option

Direct Plan - Reinvestment of Income Distribution cum Capital Withdrawal Option

Direct Plan - Payout of Income Distribution cum Capital Withdrawal Option

Direct Plan - Growth Option

ENTRY LOAD: Nil

EXIT LOAD:

1% - If redeemed/switched out within 365 days from the date of allotment.

Nil - if redeemed/switched out after 365 days from the date of allotment

EXPENSE RATIO[^]:

Regular Plan (%) : 1.93

Direct Plan (%) : 0.45

BENCHMARK: BSE 500 TRI

FUND MANAGER :

1) Mr. Shridatta Bhandwadar (Fund Manager)

2) Mr. Amit Kadam (Fund Manager)

TOTAL EXPERIENCE :

1) 15 Years

2) 11 Years

MANAGING THIS FUND :

1) Since 17-May-21

2) Since 10-April-24

PRODUCT POSITIONING

Canara Robeco Focused Equity Fund is an open-ended equity scheme which takes a concentrated exposure in not more than 30 high conviction stocks across market capitalisation depending on the growth opportunities. The fund may benefit from the active allocation to the select best ideas with an aim to achieve optimal portfolio diversification across sectors to manage risk. The fund's portfolio focuses on high quality and high growth stocks while remaining market capitalisation agnostic but sensitive to liquidity constraints. Further, the fund strategy intends to have a good combination of 'Leaders' with proven track record across market cycles to provide stability, 'Challengers' with improving market share to provide growth to the portfolio and 'Emerging Themes' or cyclical turnaround beneficiaries.

QUANTITATIVE INFORMATION[§]

Standard Deviation	11.45
Portfolio Beta	0.81
Portfolio Turnover Ratio	0.6 times
R-Squared	0.89
Sharpe Ratio	0.99

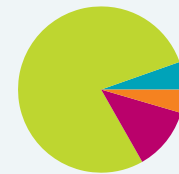
PORTFOLIO

Name of the Instruments	% to NAV
Equities	94.72
Listed	94.72
Banks	18.44
ICICI Bank Ltd	8.06
HDFC Bank Ltd	5.66
State Bank of India	3.45
Axis Bank Ltd	1.27
Retailing	10.47
Trent Ltd	4.59
Zomato Ltd	2.99
Avenue Supermarts Ltd	2.89
IT - Software	10.33
Infosys Ltd	5.72
Tata Consultancy Services Ltd	4.61
Insurance	6.32
SBI Life Insurance Co Ltd	3.22
ICICI Lombard General Insurance Co Ltd	3.10
Automobiles	5.94
Maruti Suzuki India Ltd	3.39

TVS Motor Co Ltd	2.55
Pharmaceuticals & Biotechnology	5.33
Mankind Pharma Ltd	2.76
Divi's Laboratories Ltd	2.57
Telecom - Services	4.66
Bharti Airtel Ltd	4.66
Petroleum Products	3.93
Reliance Industries Ltd	3.93
Aerospace & Defense	3.25
Bharat Electronics Ltd	3.25
Auto Components	3.11
Uno Minda Ltd	3.11
Cement & Cement Products	2.83
Ultratech Cement Ltd	2.83
Consumer Durables	2.76
Volta Ltd	2.76
Construction	2.74
Larsen & Toubro Ltd	2.74
Power	2.66
NTPC Ltd	2.66
Finance	2.45
Bajaj Finance Ltd	2.45
Paper, Forest & Jute Products	2.42
Century Textile & Industries Ltd	2.42
Healthcare Services	2.39
Max Healthcare Institute Ltd	2.39
Non - Ferrous Metals	1.62
Hindalco Industries Ltd	1.62
Industrial Products	1.12
Inox India Ltd	1.12
Chemicals & Petrochemicals	1.09
Deepak Nitrite Ltd	1.09
Electrical Equipment	0.86
Premier Energies Ltd	0.86
Money Market Instruments	4.87
TREPS	4.87
Net Current Assets	0.41

Grand Total (Net Asset) 100.00

MARKET CAPITALIZATION



Debt, Cash & Others	5.28%
Large Cap	77.87%
Mid Cap	12.45%
Small Cap	4.40%

CANARA ROBECO VALUE FUND (CRVF)

(as on August 30, 2024)

This product is suitable for investors who are seeking*:

- Long term capital growth
- Investments in equity and equity related instruments by following value investing strategy



*Investors should consult their financial advisers if in doubt about whether the product is suitable for them.

FUND INFORMATION

CATEGORY/TYPE: Value Fund - An open-ended equity scheme following a value investment strategy

SCHEME OBJECTIVE:

The fund aims to generate long-term capital appreciation from a diversified portfolio of predominantly equity and equity related instrument, with higher focus on value stocks. There is no assurance or guarantee that the investment objective of the scheme will be realized.

Monthend AUM[#] : ₹ 1,308.77 Crores

Monthly AVG AUM : ₹ 1,274.48 Crores

NAV: (as on August 30, 2024)

Direct Plan - Growth Option	₹ 19.7900
Regular Plan - Growth Option	₹ 18.8600
Regular Plan -IDCW (payout/reinvestment)	₹ 18.6700
Direct Plan -IDCW (payout/reinvestment)	₹ 19.5900

DATE OF ALLOTMENT: September 03, 2021

ASSET ALLOCATION:

Equity and Equity – related Instruments 65% to 100% (Risk - Very High)
Debt and Money Market Instruments 0% to 35% (Risk Low to Medium)
Units issued by REITs and InvITs 0% to 10% (Risk - Very High)
Units of MF schemes 0% to 5% (Risk Medium to High)
Equity Exchange Traded Funds 0% to 10% (Risk - Very High)

MINIMUM INVESTMENT:

Lumpsum Purchase:

₹ 5,000.00 and multiples of ₹ 1.00 thereafter.

Subsequent Purchase:

₹ 1000.00 and multiples of ₹ 1.00 thereafter.

SIP:

For Any date/monthly frequency – ₹ 1000 and in multiples of ₹ 1 thereafter

For quarterly frequency – ₹ 2000 and in multiples of ₹ 1 thereafter

STP:

For Daily/Weekly/Monthly frequency – ₹ 1000 and in multiples of ₹ 1 thereafter

For quarterly frequency – ₹ 2000 and in multiples of ₹ 1 thereafter

SWP:

For monthly frequency – ₹ 1000 and in multiples of ₹ 1 thereafter

For quarterly frequency – ₹ 2000 and in multiples of ₹ 1 thereafter

PLANS / OPTIONS :

Regular Plan - Reinvestment of Income Distribution cum Capital Withdrawal Option

Regular Plan - Payout of Income Distribution cum Capital Withdrawal Option

Regular Plan - Growth Option

Direct Plan - Reinvestment of Income Distribution cum Capital Withdrawal Option

Direct Plan - Payout of Income Distribution cum Capital Withdrawal Option

Direct Plan - Growth Option

ENTRY LOAD: Nil

EXIT LOAD:

1% - If redeemed/switched out within 365 days from the date of allotment.

Nil - if redeemed/switched out after 365 days from the date of allotment

EXPENSE RATIO[^]:

Regular Plan (%)	: 2.11
Direct Plan (%)	: 0.60

BENCHMARK: BSE 500 TRI

FUND MANAGER :

- Mr. Vishal Mishra (Fund Manager)
- Ms. Silky Jain (Assistant Fund Manager)

TOTAL EXPERIENCE :

- 18 Years
- 11 Years

MANAGING THIS FUND : 1) Since 03-September -21
2) Since 01-October -21

PRODUCT POSITIONING

Canara Robeco Value Fund is an open-ended equity scheme which follows a value investment strategy. The fund intends to take exposure into equities and aims to generate long-term capital appreciation from a diversified portfolio in the Indian markets with a higher focus on companies which are trading at a discount to their 'Intrinsic Value'. 'Intrinsic Value' strategy relies on the analytical and behavioural edge to generate investor's alpha and keeps an appropriate 'Margin of Safety'. The fund has a market cap agnostic approach following a mix of bottom up and top down strategy and it aims to benefit over the full investment cycle.

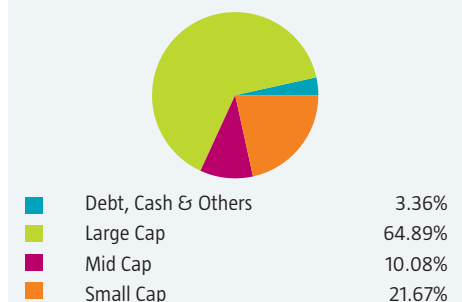
PORTFOLIO

Name of the Instruments	% to NAV
Equities	96.64
Listed	96.64
Banks	17.14
ICICI Bank Ltd	6.06
HDFC Bank Ltd	5.66
State Bank of India	2.47
Axis Bank Ltd	1.95
Indian Bank	1.00
IT - Software	10.82
Infosys Ltd	5.11
HCL Technologies Ltd	2.11
Mphasis Ltd	1.60
Sonata Software Ltd	1.06
Tech Mahindra Ltd	0.94
Finance	6.72
Creditaccess Grameen Ltd	1.59
PNB Housing Finance Ltd	1.25
Power Finance Corporation Ltd	1.05
Cholamandalam Financial Holdings Ltd	1.04
Shriram Finance Ltd	0.98
L&T Finance Ltd	0.81
Petroleum Products	5.99
Reliance Industries Ltd	4.79
Bharat Petroleum Corporation Ltd	1.20
Pharmaceuticals & Biotechnology	5.48
Sun Pharmaceutical Industries Ltd	1.63
Cipla Ltd	1.03
J.B. Chemicals & Pharmaceuticals Ltd	0.97
Innova Captab Ltd	0.95
Emcure Pharmaceuticals Ltd	0.90
Power	5.31
NTPC Ltd	4.28
Power Grid Corporation of India Ltd	1.03
Insurance	4.87
SBI Life Insurance Co Ltd	1.84

ICICI Lombard General Insurance Co Ltd	1.64
Medi Assist Healthcare Services Ltd	1.39
Automobiles	3.79
Bajaj Auto Ltd	2.12
Tata Motors Ltd	1.01
Maruti Suzuki India Ltd	0.66
Telecom - Services	3.68
Bharti Airtel Ltd	3.68
Construction	2.92
Larsen & Toubro Ltd	2.92
Auto Components	2.90
Samvardhana Motherson International Ltd	1.72
Balkrishna Industries Ltd	1.03
Schaeffler India Ltd	0.15
Realty	2.70
Brigade Enterprises Ltd	2.70
Aerospace & Defense	2.32
Bharat Electronics Ltd	1.43
Hindustan Aeronautics Ltd	0.89
Beverages	2.17
Varun Beverages Ltd	2.17
Industrial Products	2.10
KEL Industries Ltd	2.10
Diversified Fmcg	1.96
ITC Ltd	1.96
Fertilizers & Agrochemicals	1.95
Sumitomo Chemical India Ltd	1.09
EID Parry India Ltd	0.86
Healthcare Services	1.87
Vijaya Diagnostic Centre Ltd	1.18
Max Healthcare Institute Ltd	0.69
Consumable Fuels	1.72
Coal India Ltd	1.72
Consumer Durables	1.54
Crompton Greaves Consumer Electricals Ltd	1.06
V.I.P. Industries Ltd	0.48
Transport Services	1.49
Interglobe Aviation Ltd	1.49
Textiles & Apparels	1.39
K.P.R. Mill Ltd	1.39
Food Products	1.13
Mrs Bectors Food Specialities Ltd	1.13
Chemicals & Petrochemicals	1.06
Deepak Nitrite Ltd	1.06
Personal Products	0.99
Dabur India Ltd	0.99
Agricultural Food & Other Products	0.99
CCL Products (India) Ltd	0.99
Household Products	0.98
Jyothy Labs Ltd	0.98
Cement & Cement Products	0.66
Birla Corporation Ltd	0.66
Money Market Instruments	3.36
TREPS	3.36
Net Current Assets	0.00

Grand Total (Net Asset) 100.00

MARKET CAPITALIZATION



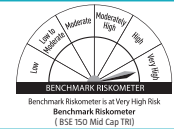
[§]Source ICRA MFI Explorer ● # Monthend AUM as on 30.08.2024 ● ^The expense ratios mentioned for the schemes includes GST on investment management fees. ● Please refer page no. 51 for disclaimers.

CANARA ROBECO MID CAP FUND (CRMCF)

(as on August 30, 2024)

This product is suitable for investors who are seeking*:

- Long term capital appreciation
- Investments predominantly in equity and equity related instruments of mid cap companies



*Investors should consult their financial advisers if in doubt about whether the product is suitable for them.

FUND INFORMATION

CATEGORY/TYPE: Mid Cap Fund - An open-ended equity scheme predominantly investing in mid cap stocks.

SCHEME OBJECTIVE:

The investment objective of the Scheme is to generate capital appreciation by investing predominantly in equity and equity related instruments of mid cap companies. However, there can be no assurance that the investment objective of the scheme will be realized.

Monthend AUM[#] : ₹ 2,707.00 Crores

Monthly AVG AUM : ₹ 2,635.19 Crores

NAV: (as on August 30, 2024)

Direct Plan - Growth Option ₹ 17.6900

Regular Plan - Growth Option ₹ 17.2400

Regular Plan -IDCW

(payout/reinvestment) ₹ 17.2300

Direct Plan - IDCW

(payout/reinvestment) ₹ 17.7000

DATE OF ALLOTMENT: December 02, 2022

ASSET ALLOCATION:

Equity and Equity-related Instruments of Midcap companies* 65% to 100% (Risk - Very High)

Equity and Equity-related Instruments of companies other than Midcap companies 0% to 35% (Risk - Very High)

Debt and Money Market Instruments 0% to 35% (Risk - Low to Medium)

Units issued by REITs and InvITs 0% to 10% (Risk - Very High)

*As defined by SEBI Circular No.

SEBI/HO/IMD/DF3/CIR/P/2017/114 dated October 06, 2017 and as amended from time to time Mid Cap Companies are those companies which are ranked from 101 to 250 based on their full market capitalization.

MINIMUM INVESTMENT:

Lumpsum Purchase: ₹ 5,000.00 and multiples of ₹ 1.00 thereafter.

Subsequent Purchase: ₹ 1000.00 and multiples of ₹ 1.00 thereafter.

SIP:

For Any date/monthly frequency – ₹ 1000 and in multiples of ₹ 1 thereafter

For quarterly frequency – ₹ 2000 and in multiples of ₹ 1 thereafter

STP:

For Daily/Weekly/Monthly frequency – ₹ 1000 and in multiples of ₹ 1 thereafter

For quarterly frequency – ₹ 2000 and in multiples of ₹ 1 thereafter

SWP:

For monthly frequency – ₹ 1000 and in multiples of ₹ 1 thereafter

For quarterly frequency – ₹ 2000 and in multiples of ₹ 1 thereafter

PLANS / OPTIONS :

Regular Plan - Reinvestment of Income Distribution cum Capital Withdrawal Option

Regular Plan - Payout of Income Distribution cum Capital Withdrawal Option

Regular Plan - Growth Option

Direct Plan - Reinvestment of Income Distribution cum Capital Withdrawal Option

Direct Plan - Payout of Income Distribution cum Capital Withdrawal Option

Direct Plan - Growth Option

ENTRY LOAD: N.A

EXIT LOAD:

In respect of each purchase / switch-in of units

1% - If redeemed/switched out within 365 days from the date of allotment.

Nil - if redeemed/switched out after 365 days from the date of allotment

EXPENSE RATIO[^]:

Regular Plan (%) : 1.94

Direct Plan (%) : 0.56

BENCHMARK: BSE 150 Mid Cap TRI

FUND MANAGER : 1) Mr. Pranav Gokhale

2) Mr. Shridatta Bhandwadar

TOTAL EXPERIENCE : 1) 21 Years

2) 15 Years

MANAGING THIS FUND : 1) Since 06-November-23

2) Since 02-December-22

PRODUCT POSITIONING

Canara Robeco Mid Cap Fund is an open ended mid cap fund which aim to invest in companies that are at the confluence of Industry Growth, Company Growth & Management Pedigree. The fund strategy intends to create a good combination whereby the fund identifies "leaders" which showcase superior earnings growth, "compounders" which have high cash flow generation and boast of stable earnings growth and "turnaround beneficiaries" which are companies which benefit from revival in industry cycle.

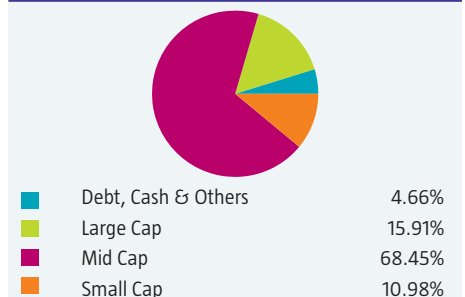
PORTFOLIO

Name of the Instruments	% to NAV
Equities	95.34
Listed	95.34
Finance	11.64
Shriram Finance Ltd	2.80
Power Finance Corporation Ltd	1.90
CRISIL Ltd	1.85
Cholamandalam Investment and Finance Co Ltd	1.15
LIC Housing Finance Ltd	1.15
L&T Finance Ltd	1.03
SBI Cards and Payment Services Ltd	1.01
Creditaccess Grameen Ltd	0.75
Industrial Products	8.45
Cummins India Ltd	2.31
KEI Industries Ltd	1.40
APL Apollo Tubes Ltd	1.09
Supreme Industries Ltd	1.02
Astral Ltd	0.85
Polycab India Ltd	0.84
Timken India Ltd	0.55
Happy Forgings Ltd	0.39
Auto Components	7.08
Uno Minda Ltd	3.37
Sundram Fasteners Ltd	1.67
Schaeffler India Ltd	1.13
Endurance Technologies Ltd	0.91
Samvardhana Motherson International Ltd	0.00
IT - Software	6.58
Mphasis Ltd	2.31
Persistent Systems Ltd	1.79
Coforge Ltd	1.26
KPIT Technologies Ltd	1.22
Consumer Durables	5.91
Voltas Ltd	2.07
Dixon Technologies (India) Ltd	1.44
Kajaria Ceramics Ltd	1.36
Crompton Greaves Consumer Electricals Ltd	1.04
Retailing	5.22
Trent Ltd	3.05

Zomato Ltd	2.17
Banks	4.77
Indian Bank	2.20
Federal Bank Ltd	1.50
ICICI Bank Ltd	1.07
Electrical Equipment	4.66
Suzlon Energy Ltd	2.30
CG Power and Industrial Solutions Ltd	1.39
Apar Industries Ltd	0.97
Chemicals & Petrochemicals	4.51
Deepak Nitrite Ltd	1.77
Solar Industries India Ltd	1.49
Linde India Ltd	1.25
Pharmaceuticals & Biotechnology	3.95
Abbott India Ltd	1.86
Ajanta Pharma Ltd	1.06
J.B. Chemicals & Pharmaceuticals Ltd	1.03
Realty	3.58
Phoenix Mills Ltd	1.31
Prestige Estates Projects Ltd	1.21
Brigade Enterprises Ltd	1.06
Insurance	3.50
Max Financial Services Ltd	1.92
ICICI Lombard General Insurance Co Ltd	1.58
Telecom - Services	2.75
Indus Towers Ltd	1.56
Bharti Airtel Ltd	1.19
Cement & Cement Products	2.26
J.K. Cement Ltd	2.26
Healthcare Services	2.18
Max Healthcare Institute Ltd	2.18
Power	2.13
Torrent Power Ltd	1.19
NHPC Ltd	0.94
Leisure Services	2.09
Jubilant Foodworks Ltd	1.25
Indian Railway Catering And Tourism Corp Ltd	0.84
Fertilizers & Agrochemicals	2.05
Bayer Cropscience Ltd	2.05
Industrial Manufacturing	1.93
Mazagon Dock Shipbuilders Ltd	1.93
Oil	1.72
Oil India Ltd	1.72
Aerospace & Defense	1.64
Bharat Electronics Ltd	1.64
Personal Products	1.49
Colgate Palmolive (India) Ltd	1.49
Petroleum Products	1.12
Hindustan Petroleum Corporation Ltd	1.12
Gas	0.87
Gujarat Gas Ltd	0.87
Minerals & Mining	0.77
NMDC Ltd	0.77
Agricultural, Commercial & Construction Vehicles	0.75
Ashok Leyland Ltd	0.75
Textiles & Apparels	0.73
K.P.R. Mill Ltd	0.73
Financial Technology (Fintech)	0.66
PB Fintech Ltd	0.66
Commercial Services & Supplies	0.35
Awfis Space Solutions Ltd	0.35
Beverages	0.00
United Breweries Ltd	0.00
Money Market Instruments	4.85
TREPS	4.85
Net Current Assets	-0.19

Grand Total (Net Asset) 100.00

MARKET CAPITALIZATION

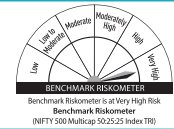


CANARA ROBECO MULTI CAP FUND (CRMUCF)

(as on August 30, 2024)

This product is suitable for investors who are seeking*:

- Long term capital appreciation
- Investments in equity and equity related instruments across large cap, mid cap, small cap stocks



*Investors should consult their financial advisers if in doubt about whether the product is suitable for them.

FUND INFORMATION

CATEGORY/TYPE: Multi Cap Fund - An open-ended equity scheme investing across large cap, mid cap, small cap stocks

SCHEME OBJECTIVE:

The fund aims to generate long-term capital appreciation through diversified investments in equity & equity related instruments across large cap, mid cap, and small cap stocks. However, there can be no assurance or guarantee that the investment objective of the Scheme would be achieved.

Monthend AUM # : ₹ 3,486.46 Crores

Monthly AVG AUM : ₹ 3,317.74 Crores

NAV: (as on August 30, 2024)

Direct Plan - Growth Option ₹ 14.7600

Regular Plan - Growth Option ₹ 14.5100

Regular Plan -IDCW

(payout/reinvestment) ₹ 14.3700

Direct Plan - IDCW

(payout/reinvestment) ₹ 14.6100

DATE OF ALLOTMENT: 28th July 2023

ASSET ALLOCATION:

Equity and Equity-related Instruments of which*: 75% to 100% (Very High)

Large Cap Companies 25% to 50% (Very High)

Midcap Companies 25% to 50% (Very High)

Small Cap Companies 25% to 50% (Very High)

Debt and Money Market Instruments 0% to 25%

(Low to Medium)

Units issued by REITs and InvITs 0% to 10% (Very High)

*As defined by SEBI Circular No.

SEBI/HO/IMD/DF3/CIR/P/2017/114 dated October 06, 2017, Large Cap Companies are those which are ranked from 1st to 100th, Mid Cap Companies are those which are ranked from 101st to 250th and Small cap companies are those which are ranked 251st company onward, based on their full market capitalization.

MINIMUM INVESTMENT:

Lumpsum Purchase: ₹ 5,000.00 and multiples of ₹ 1.00 thereafter.

Additional Purchase: ₹ 1000.00 and multiples of ₹ 1.00 thereafter.

SIP:

For Any date/monthly frequency – ₹ 1000 and in multiples of ₹ 1 thereafter

For quarterly frequency – ₹ 2000 and in multiples of ₹ 1 thereafter

STP:

For Daily/Weekly/Monthly frequency – ₹ 1000 and in multiples of ₹ 1 thereafter

For quarterly frequency – ₹ 2000 and in multiples of ₹ 1 thereafter

SWP:

For monthly frequency – ₹ 1000 and in multiples of ₹ 1 thereafter

For quarterly frequency – ₹ 2000 and in multiples of ₹ 1 thereafter

PLANS / OPTIONS:

Regular Plan - Reinvestment of Income Distribution cum Capital Withdrawal Option

Regular Plan - Payout of Income Distribution cum Capital Withdrawal Option

Regular Plan - Growth Option

Direct Plan - Reinvestment of Income Distribution cum Capital Withdrawal Option

Direct Plan - Payout of Income Distribution cum Capital Withdrawal Option

Direct Plan - Growth Option

ENTRY LOAD: Nil

EXIT LOAD:

1% - If redeemed/switched out within 365 days from the date of allotment.

Nil - if redeemed/switched out after 365 days from the date of allotment

EXPENSE RATIO^:

Regular Plan (%) : 1.87

Direct Plan (%) : 0.41

BENCHMARK: NIFTY 500 Multicap 50:25:25 Index TRI

FUND MANAGER: 1) Mr. Shridatta Bhandwadar
2) Mr. Vishal Mishra

TOTAL EXPERIENCE: 1) 15 Years
2) 18 Years

MANAGING THIS FUND: 1) Since 28-July-2023
2) Since 28-July-2023

PRODUCT POSITIONING

Canara Robeco Multi Cap Fund is an open ended multi cap fund that will invest across market cap segments, with minimum 25% exposure each in large, mid and small cap stocks. The balance allocation of maximum 25% will be based on the Fund manager's assessment of relative attractiveness across market segments. The fund will aim to achieve Portfolio Stability and Alpha generation in their portfolio.

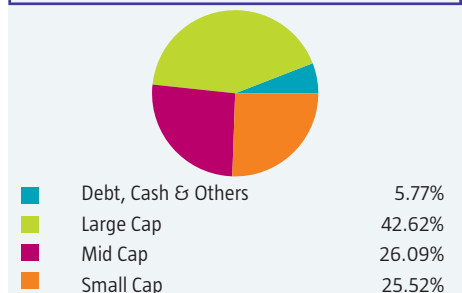
PORTFOLIO

Name of the Instruments	% to NAV
Equities	94.23
Listed	94.23
Banks	13.12
ICICI Bank Ltd	3.92
HDFC Bank Ltd	3.74
Indian Bank	1.63
Axis Bank Ltd	1.05
State Bank of India	1.01
Equitas Small Finance Bank Ltd	0.89
Federal Bank Ltd	0.88
IT - Software	7.74
Infosys Ltd	2.43
Mphasis Ltd	1.27
Tata Consultancy Services Ltd	1.21
Sonata Software Ltd	1.13
KPIIT Technologies Ltd	0.99
Tech Mahindra Ltd	0.71
Pharmaceuticals & Biotechnology	7.46
Ajanta Pharma Ltd	1.96
Torrent Pharmaceuticals Ltd	1.25
Piramal Pharma Ltd	1.03
Cipla Ltd	1.00
J.B. Chemicals & Pharmaceuticals Ltd	0.77
Abbott India Ltd	0.74
Mankind Pharma Ltd	0.71
Finance	6.13
Power Finance Corporation Ltd	1.77
Cholamandalam Investment and Finance Co Ltd	1.44
Creditaccess Grameen Ltd	1.35
Can Fin Homes Ltd	0.93
Shriram Finance Ltd	0.64
Automobiles	4.58
TVS Motor Co Ltd	1.74
Mahindra & Mahindra Ltd	1.29
Tata Motors Ltd	0.91
Maruti Suzuki India Ltd	0.64
Consumer Durables	4.38
V-Guard Industries Ltd	1.27
Crompton Greaves Consumer Electricals Ltd	1.22
Kajaria Ceramics Ltd	0.97
Dixon Technologies (India) Ltd	0.66
Titan Co Ltd	0.26
Retailing	3.98
Zomato Ltd	1.99
Vedant Fashions Ltd	0.80

FSN E-Commerce Ventures Ltd	0.63
Avenue Supermarts Ltd	0.56
Capital Markets	3.96
Multi Commodity Exchange Of India Ltd	1.10
ICRA Ltd	0.94
HDFC Asset Management Company Ltd	0.89
Computer Age Management Services Ltd	0.58
Central Depository Services (India) Ltd	0.45
Auto Components	3.73
Uno Minda Ltd	1.54
Motherson Sumi Wiring India Ltd	0.86
ZF Commercial Vehicle Control Systems India Ltd	0.68
Schaeffler India Ltd	0.65
Industrial Manufacturing	3.66
Kaynes Technology India Ltd	1.28
Präj Industries Ltd	1.14
Honeywell Automation India Ltd	0.73
GMM Plaudler Ltd	0.32
Titagarh Rail Systems Ltd	0.19
Electrical Equipment	2.94
CG Power and Industrial Solutions Ltd	1.00
Hitachi Energy India Ltd	0.91
Suzlon Energy Ltd	0.54
GE T&D India Ltd	0.49
Leisure Services	2.47
EIH Ltd	1.15
Westlife Foodworld Ltd	0.72
TBO Tek Ltd	0.60
Telecom - Services	2.37
Bharti Airtel Ltd	2.37
Cement & Cement Products	2.23
J.K. Cement Ltd	2.23
Insurance	2.22
ICICI Lombard General Insurance Co Ltd	1.14
Max Financial Services Ltd	1.08
Power	2.15
NTPC Ltd	2.15
Petroleum Products	1.91
Reliance Industries Ltd	1.91
Aerospace & Defense	1.91
Bharat Electronics Ltd	1.91
Industrial Products	1.86
KEI Industries Ltd	1.12
APL Apollo Tubes Ltd	0.74
Agricultural Food & Other Products	1.79
Tata Consumer Products Ltd	1.08
CCL Products (India) Ltd	0.71
Realty	1.49
Brigade Enterprises Ltd	1.49
Chemicals & Petrochemicals	1.45
Deepak Nitrite Ltd	1.45
Personal Products	1.44
Dabur India Ltd	0.98
Honasa Consumer Ltd	0.46
Healthcare Services	1.42
Max Healthcare Institute Ltd	1.42
Construction	1.27
Larsen & Toubro Ltd	1.27
Food Products	1.22
Bikaji Foods International Ltd	1.22
Textiles & Apparels	1.18
K.P.R. Mill Ltd	0.95
Arvind Ltd	0.23
Household Products	1.14
Jyothy Labs Ltd	1.14
Consumable Fuels	1.13
Coal India Ltd	1.13
Beverages	0.93
Varun Beverages Ltd	0.58
United Breweries Ltd	0.35
Non - Ferrous Metals	0.55
Hindalco Industries Ltd	0.55
Transport Services	0.42
Interglobe Aviation Ltd	0.42
Money Market Instruments	6.28
TREPS	6.28
Net Current Assets	-0.51

Grand Total (Net Asset) 100.00

MARKET CAPITALIZATION



Source ICRA MFI Explorer ● # Monthend AUM as on 30.08.2024 ● ^The expense ratios mentioned for the schemes includes GST on investment management fees. ● Please refer page no. 51 for disclaimers.

CANARA ROBECO MANUFACTURING FUND (CRMTF)

(as on August 30, 2024)

This product is suitable for investors who are seeking*:

- Long term capital appreciation
- Investments in equity and equity related instruments of Companies engaged in the Manufacturing theme



*Investors should consult their financial advisers if in doubt about whether the product is suitable for them.

FUND INFORMATION

CATEGORY/TYPE: Thematic - Manufacturing - An open-ended equity scheme following Manufacturing theme

SCHEME OBJECTIVE:

The scheme aims to generate long-term capital appreciation by investing predominantly in equities and equity related instruments of companies engaged in the Manufacturing theme. However, there can be no assurance that the investment objective of the scheme will be realized.

Monthend AUM # : ₹ 1,677.53 Crores

Monthly AVG AUM : ₹ 1,639.42 Crores

NAV: (as on August 30, 2024)

Direct Plan - Growth Option ₹ 12.8400

Regular Plan - Growth Option ₹ 12.7400

Regular Plan -IDCW (payout/reinvestment) ₹ 12.7300

Direct Plan -IDCW (payout/reinvestment) ₹ 12.8500

DATE OF ALLOTMENT: 11th March 2024

ASSET ALLOCATION:

Equity and Equity-related Instruments of companies engaged in Manufacturing theme
80% to 100% (Very High)

Equity and Equity-related Instruments of companies other than engaged in Manufacturing theme
0% to 20% (Very High)

Debt and Money Market Instruments
0% to 20% (Low to Moderate)

Units issued by REITs and InvITs 0% to 10% (Very High)

MINIMUM INVESTMENT:

Lump sum Investment: Purchase: ₹ 5,000 and multiples of ₹ 1 thereafter.

Additional Purchase: ₹ 1000 and multiples of ₹ 1 thereafter

SIP: For Any date/monthly frequency – ₹ 1000 and in multiples of ₹ 1 thereafter

For quarterly frequency – ₹ 2000 and in multiples of ₹ 1 thereafter

STP : For Daily/Weekly/Monthly frequency – ₹ 1000 and in multiples of ₹ 1 thereafter

For quarterly frequency – ₹ 2000 and in multiples of ₹ 1 thereafter

SWP : For Monthly frequency – ₹ 1000 and in multiples of ₹ 1 thereafter

For quarterly frequency – ₹ 2000 and in multiples of ₹ 1 thereafter

Auto Switch facility: During the NFO period, the investors can avail the Auto Switch Facility to switch units from the debt schemes of Canara Robeco Mutual Fund at the specified date in the Scheme which will be processed on the last date of the NFO. The provisions of minimum investment amount, applicable NAV and cut-off timing shall also be applicable to the Auto Switch facility. However, CRAMC reserves the right to extend or limit the said facility on such terms and conditions as may be decided from time to time.

Minimum redemption Amount: ₹ 1,000/- and in multiples of ₹ 1/- thereafter or the account balance, whichever is lower.

PLANS / OPTIONS:

Regular Plan - Reinvestment of Income Distribution cum Capital Withdrawal Option

Regular Plan - Payout of Income Distribution cum Capital Withdrawal Option

Regular Plan - Growth Option

Direct Plan - Reinvestment of Income Distribution cum Capital Withdrawal Option

Direct Plan - Payout of Income Distribution cum Capital Withdrawal Option

Direct Plan - Growth Option

ENTRY LOAD: Nil

EXIT LOAD:

1% - If redeemed/switched out within 365 days from the date of allotment.

Nil - if redeemed/switched out after 365 days from the date of allotment

EXPENSE RATIO^:

Regular Plan (%) : 2.03

Direct Plan (%) : 0.43

BENCHMARK: Nifty India Manufacturing TRI

FUND MANAGER : 1) Mr. Pranav Gokhale
2) Mr. Shridatta Bhandwalder

TOTAL EXPERIENCE : 1) 21 Years
2) 15 Years

MANAGING THIS FUND : 1) Since 11-March-2024
2) Since 11-March-2024

PRODUCT POSITIONING

Canara Robeco Manufacturing Fund is an open ended thematic fund predominantly investing in companies which aim to capitalize on manufacturing trends and opportunities and are beneficiaries of themes such as Thriving Domestic Demand, Favourable Policy Reforms, Robust Private Sector, and Alternative Supply Chain. The fund will invest in stocks across the Market Capitalisation range and will look to follow 'Growth' style of investing.

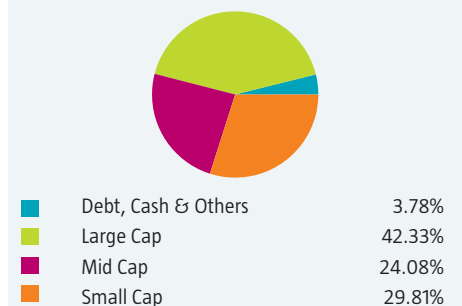
PORTFOLIO

Name of the Instruments	% to NAV
Equities	96.22
Listed	96.22
Automobiles	11.44
Maruti Suzuki India Ltd	3.44
Bajaj Auto Ltd	3.33
Mahindra & Mahindra Ltd	2.93
Eicher Motors Ltd	1.74
Industrial Products	11.28
Cummins India Ltd	2.33
Supreme Industries Ltd	1.58
Carborundum Universal Ltd	1.30
Timken India Ltd	1.18
KEI Industries Ltd	0.93
AIA Engineering Ltd	0.77
Rhi Magnesita India Ltd	0.73
KSB Ltd	0.73
APL Apollo Tubes Ltd	0.70
Mold Tek Packaging Ltd	0.56
Inox India Ltd	0.47
Electrical Equipment	9.88
Suzlon Energy Ltd	2.45
Siemens Ltd	1.88
CG Power and Industrial Solutions Ltd	1.24
ABB India Ltd	1.21
Triveni Turbine Ltd	1.20
Hitachi Energy India Ltd	0.96
Apar Industries Ltd	0.94
Consumer Durables	9.58
Voltas Ltd	1.91
Dixon Technologies (India) Ltd	1.79
TTK Prestige Ltd	1.42
Safari Industries (India) Ltd	1.11
V-Guard Industries Ltd	0.99
Greenlam Industries Ltd	0.94

Kajaria Ceramics Ltd	0.90
Kansai Nerolac Paints Ltd	0.52
Aerospace & Defense	6.59
Bharat Electronics Ltd	3.73
Hindustan Aeronautics Ltd	2.86
Auto Components	6.57
Samvardhana Motherson International Ltd	2.05
Sundram Fasteners Ltd	1.16
Craftsman Automation Ltd	1.04
Sona Blw Precision Forgings Ltd	0.96
Exide Industries Ltd	0.80
Balkrishna Industries Ltd	0.56
Industrial Manufacturing	6.39
Kaynes Technology India Ltd	2.43
Mazagon Dock Shipbuilders Ltd	1.43
Titagarh Rail Systems Ltd	1.43
Praj Industries Ltd	1.10
Chemicals & Petrochemicals	5.45
Solar Industries India Ltd	2.04
Deepak Nitrite Ltd	1.41
Pidilite Industries Ltd	1.23
NOCIL Ltd	0.77
Cement & Cement Products	5.04
Grasim Industries Ltd	1.34
Ultratech Cement Ltd	1.29
J.K. Cement Ltd	1.28
The Ramco Cements Ltd	1.13
Pharmaceuticals & Biotechnology	4.25
J.B. Chemicals & Pharmaceuticals Ltd	1.34
Innova Captab Ltd	1.11
Cipla Ltd	1.01
Concord Biotech Ltd	0.79
Food Products	2.67
Bikaji Foods International Ltd	1.62
Mrs Bectors Food Specialities Ltd	1.05
Petroleum Products	2.67
Reliance Industries Ltd	2.67
Ferrous Metals	2.32
Tata Steel Ltd	2.32
Power	2.07
NTPC Ltd	2.07
Construction	2.04
Larsen & Toubro Ltd	2.04
Paper, Forest & Jute Products	1.76
Century Textile & Industries Ltd	1.76
Beverages	1.66
Varun Beverages Ltd	1.66
Non - Ferrous Metals	1.57
Hindalco Industries Ltd	1.57
Oil	1.23
Oil & Natural Gas Corporation Ltd	1.23
Textiles & Apparel	1.03
K.P.R. Mill Ltd	1.03
Consumable Fuels	0.73
Coal India Ltd	0.73
Money Market Instruments	3.99
TREPS	3.99
Net Current Assets	-0.21

Grand Total (Net Asset) 100.00

MARKET CAPITALIZATION




CANARA ROBECO OVERNIGHT FUND (CROF)

(as on August 30, 2024)

This product is suitable for investors who are seeking*:

- Regular income over short term that may be in line with the overnight call rates
- Investment in overnight securities.



Credit Risk	Potential Risk Class		
	Relatively Low (Class A)	Moderate (Class B)	Relatively High (Class C)
Interest Rate Risk			
Relatively Low (Class I)	A-1		
Moderate (Class II)			
Relatively High (Class III)			

*Investors should consult their financial advisers if in doubt about whether the product is suitable for them.

FUND INFORMATION

CATEGORY/TYPE: Overnight Fund - An open-ended debt scheme investing in overnight securities. A relatively low interest rate risk and relatively low credit risk.

SCHEME OBJECTIVE:

The investment objective of the Scheme is to generate returns commensurate with low risk and providing high level of liquidity, through investments made primarily in overnight securities. However, there can be no assurance that the investment objective of the Scheme will be realized.

Monthend AUM[#] : ₹ 121.42 Crores

Monthly AVG AUM : ₹ 163.43 Crores

NAV: (as on August 30, 2024)

Regular Plan -	
Daily IDCW (reinvestment)	₹ 1,001.0000
Direct Plan - Daily IDCW (reinvestment)	₹ 1,001.0012
Direct Plan - Growth Option	₹ 1,271.4285
Regular Plan - Growth Option	₹ 1,270.2999

DATE OF ALLOTMENT: 24th July, 2019

ASSET ALLOCATION:

Overnight Securities *- 0% - 100% (Risk - Low)

*Overnight Securities: Debt and money market instruments with overnight interest rate risk such as debt instruments with one business day residual maturity. Overnight securities include synthetic overnight positions such as reverse repo/tri-party repo & other transactions where the interest rate is reset every business day.

MINIMUM INVESTMENT:

I. Lump sum Investment:

Minimum amount: ₹ 5,000.00 and multiples of ₹ 1.00 thereafter.

Additional purchases: Minimum amount of ₹ 1000.00 and multiples of ₹ 1.00 thereafter.

II. Systematic Transfer Plan (STP):

For Daily/Weekly/Monthly frequency - ₹ 1000/- and in multiples of ₹ 1/- thereafter.

For Quarterly frequency - ₹ 2000/- and in multiples of ₹ 1/- thereafter.

III. Systematic Withdrawal Plan (SWP):

For Monthly frequency - ₹ 1000/- and in multiples of ₹ 1/- thereafter.

For Quarterly frequency - ₹ 2000/- and in multiples of ₹ 1/- thereafter.

PLANS / OPTIONS:

Regular Plan - Daily Reinvestment of Income Distribution cum Capital Withdrawal Option

Regular Plan - Growth Option

Direct Plan - Daily Reinvestment of Income Distribution cum Capital Withdrawal Option

Direct Plan - Growth Option

ENTRY LOAD: Nil

EXIT LOAD: Nil

EXPENSE RATIO[^]:

Regular Plan (%)	: 0.11
Direct Plan (%)	: 0.10

BENCHMARK: CRISIL Liquid Overnight Index

FUND MANAGER : Ms. Suman Prasad

TOTAL EXPERIENCE : 24Years

MANAGING THIS FUND : Since 24-July-19

PRODUCT POSITIONING

Fund predominantly invests in tri-party repos, overnight reverse repos and fixed income securities/instruments with maturity of one (1) business day. Fund has minimal interest rate and credit risk and tends to ensure a high degree of liquidity in the portfolio. Fund offers an alternative to corporate and individual investors who may want to park their idle funds for short period of time and expecting minimal interest rate and credit risk.

QUANTITATIVE INFORMATION[§]

Annualised Portfolio YTM	6.65%
Modified Duration	0.01 Years
Residual Maturity	0.01 Years
Macaulay Duration	0.01 Years

MATURITY PROFILE

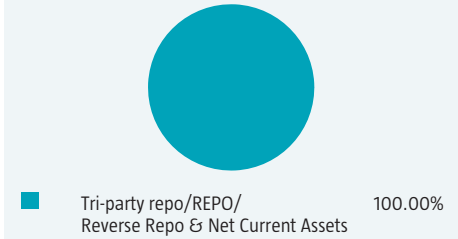
	% Allocation
Net Current Assets/ CDMDf	1.55%
0 to 3 Months	98.45%

PORTFOLIO

Name of the Instruments	Rating	% to NAV
Money Market Instruments		98.45
TREPS		98.45
Other Current Assets		1.55
Grand Total (Net Asset)		100.00

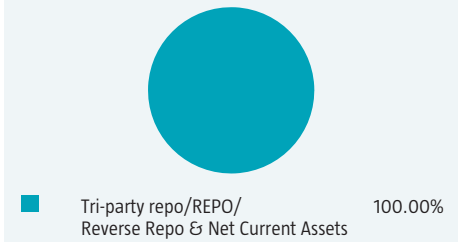
RATING PROFILE

(% to net assets)



ASSET ALLOCATION

(% to net assets)



[§]Source ICRA MFI Explorer ● # Monthend AUM as on 30.08.2024 ● ^The expense ratios mentioned for the schemes includes GST on investment management fees. ● Please refer page no. 51 for disclaimers.

CANARA ROBECO LIQUID FUND (CRL)

(as on August 30, 2024)

This product is suitable for investors who are seeking*:

- Income/ Capital appreciation while maintaining a level of high liquidity
- Investment in a mix of Debt and Money Market instruments with maturity of upto 91 days only



Credit Risk	Potential Risk Class		
	Relatively Low Interest Rate Risk (Class A)	Moderate (Class B)	Relatively High (Class C)
Relatively Low (Class I)	A-1		
Moderate (Class II)			
Relatively High (Class III)			

*Investors should consult their financial advisers if in doubt about whether the product is suitable for them.

FUND INFORMATION

CATEGORY/TYPE: Liquid Fund - An open ended liquid scheme. A relatively low interest rate risk and relatively low credit risk.

SCHEME OBJECTIVE: The scheme has been formulated with the objective of enhancement of income, while maintaining a level of high liquidity, through investment in a mix of Money Market Instruments & Debt Securities. However, there can be no assurance that the investment objective of the Scheme will be realized.

Monthend AUM[#] : ₹ 3,763.88 Crores

Monthly AVG AUM : ₹ 3,964.96 Crores

NAV: (as on August 30, 2024)

Direct Plan - Daily IDCW (reinvestment)	₹ 1,005.5000
Direct Plan - Growth Option	₹ 2,980.8439
Direct Plan - Unclaimed Redemption & Dividend Plan - Direct Growth Option	₹ 1,625.4495
Direct Plan - IDCW (payout/reinvestment)	₹ 2,133.3118
Direct Plan - Monthly IDCW (payout/reinvestment)	₹ 1,000.4154
Regular Plan - Daily IDCW (reinvestment)	₹ 1,005.5000
Regular Plan - Growth Option	₹ 2,966.1908
Regular Plan - Monthly IDCW (payout/reinvestment)	₹ 1,000.4116
Regular Plan - Weekly IDCW (payout/reinvestment)	₹ 1,000.4114
Direct Plan - Weekly IDCW (payout/reinvestment)	₹ 1,000.4152

DATE OF ALLOTMENT: January 15, 2002

ASSET ALLOCATION:

Money Market Instruments / call money - 65% to 100% (Risk- Low)
Debt (including securitized debt) - 0% to 35% (Risk-Medium)

MINIMUM INVESTMENT :

₹ 5000 and in multiple of ₹ 1 thereafter

Subsequent purchases: Minimum amount of ₹ 1000 and multiples of ₹ 1 thereafter

SIP: For Any date/monthly frequency - ₹ 1000 and in multiples of ₹ 1 thereafter.
For quarterly frequency - ₹ 2000 and in multiples of ₹ 1 thereafter.

STP: For Daily/Weekly/Monthly frequency - ₹ 1000 and in multiples of ₹ 1 thereafter

For quarterly frequency - ₹ 2000 and in multiples of ₹ 1 thereafter

SWP: For monthly frequency - ₹ 1000 and in multiples of ₹ 1 thereafter

For quarterly frequency - ₹ 2000 and in multiples of ₹ 1 thereafter

PLANS / OPTIONS :

Regular Plan - Daily Reinvestment of Income Distribution cum Capital Withdrawal Option

Regular Plan - Weekly Reinvestment of Income Distribution cum Capital Withdrawal Option

Regular Plan - Monthly Reinvestment of Income Distribution cum Capital Withdrawal Option

Regular Plan - Monthly Payout of Income Distribution cum Capital Withdrawal Option

Regular Plan - Growth Option

Direct Plan - Daily Reinvestment of Income Distribution cum Capital Withdrawal Option

Direct Plan - Weekly Reinvestment of Income Distribution cum Capital Withdrawal Option

Direct Plan - Weekly Payout of Income Distribution cum Capital Withdrawal Option

Direct Plan - Monthly Reinvestment of Income Distribution cum Capital Withdrawal Option

Direct Plan - Monthly Payout of Income Distribution cum Capital Withdrawal Option

Direct Plan - Payout of Income Distribution cum Capital Withdrawal Option

Direct Plan - Growth Option

Direct Plan - Unclaimed Redemption & Dividend Plan - Direct Growth Option

ENTRY LOAD: Nil

EXIT LOAD:

If redeemed on Day 1 - Exit Load is 0.0070%

If redeemed on Day 2 - Exit Load is 0.0065%

If redeemed on Day 3 - Exit Load is 0.0060%

If redeemed on Day 4 - Exit Load is 0.0055%

If redeemed on Day 5 - Exit Load is 0.0050%

If redeemed on Day 6 - Exit Load is 0.0045%

If redeemed on or after Day 7 - Exit Load is Nil

EXPENSE RATIO[^]:

Regular Plan (%) : 0.19

Direct Plan (%) : 0.12

BENCHMARK: CRISIL Liquid Debt A-I Index

FUND MANAGER:

1) Mr. Kunal Jain 2) Mr. Avnish Jain

TOTAL EXPERIENCE: 1) 14 Years 2) 27 Years

MANAGING THIS FUND: 1) Since 18-July-22

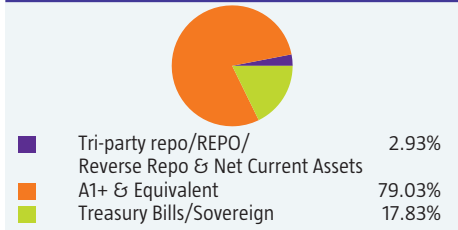
2) Since 01-April-22

PRODUCT POSITIONING

Canara Robeco Liquid Fund is an open ended debt scheme investing in only short-term money market instruments with a residual maturity upto 91 days. The fund aims to provide liquidity at all the time. The fund is suitable for investments with very short term horizon & to park surplus money.

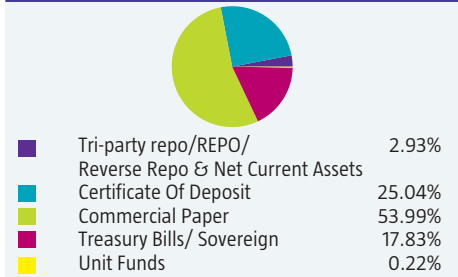
RATING PROFILE

(% to net assets)



ASSET ALLOCATION

(% to net assets)



QUANTITATIVE INFORMATION[§]

Annualised Portfolio YTM	7.08%
Modified Duration	0.09 Years
Residual Maturity	0.10 Years
Macaulay Duration	0.10 Years

MATURITY PROFILE

	% Allocation
Net Current Assets/ CDMDF	-2.16%
0 to 3 Months	102.16%

PORTFOLIO

Name of the Instruments	Rating	% to NAV
Alternative Investment Fund		0.22
CORPORATE DEBT MARKET DEVELOPMENT FUND CLASS A2		0.22
Money Market Instruments		102.15
Indian Oil Corporation Ltd	A1+(ICRA)	6.63
Union Bank of India	A1+(IND)	6.61
Reliance Retail Ventures Ltd	A1+(CRISIL)	3.97
Larsen & Toubro Ltd	A1+(CRISIL)	3.97
Punjab National Bank	A1+(CRISIL)	3.96
Bajaj Finance Ltd	A1+(CRISIL)	3.26
National Bank For Agriculture & Rural Development	A1+(ICRA)	2.66
Tata Capital Housing Finance Ltd	A1+(CRISIL)	2.66
Small Industries Development Bank Of India	A1+(CARE)	2.65
Aditya Birla Housing Finance Ltd	A1+(ICRA)	2.65
SBICAP Securities Ltd	A1+(CRISIL)	2.65
NTPC Ltd	A1+(ICRA)	2.65
ICICI Home Finance Co Ltd	A1+(ICRA)	2.64
Indian Bank	A1+(CRISIL)	2.62
HDFC Bank Ltd	A1+(CARE)	2.61
Punjab National Bank	A1+(CRISIL)	2.61
Tata Capital Ltd	A1+(CRISIL)	2.61
HDFC Securities Ltd	A1+(ICRA)	2.61
Tata Consumer Products Ltd	A1+(ICRA)	1.99
HDFC Securities Ltd	A1+(ICRA)	1.96
HDFC Bank Ltd	A1+(CARE)	1.33
HDFC Bank Ltd	A1+(CARE)	1.33
Axis Bank Ltd	A1+(CRISIL)	1.32
Bajaj Finance Ltd	A1+(CRISIL)	1.32
Hindustan Petroleum Corporation Ltd	A1+(CRISIL)	1.32
Aditya Birla Finance Ltd	A1+(ICRA)	1.31
Kotak Securities Ltd	A1+(CRISIL)	1.31
HDFC Securities Ltd	A1+(ICRA)	1.06
Aditya Birla Finance Ltd	A1+(ICRA)	0.80
Axis Bank Ltd	A1+(CRISIL)	0.66
Bank of Baroda	A1+(IND)	0.66
Punjab National Bank	A1+(CRISIL)	0.66
Bajaj Finance Ltd	A1+(CRISIL)	0.66
Reliance Retail Ventures Ltd	A1+(CRISIL)	0.66
Axis Bank Ltd	A1+(CRISIL)	0.65
Treasury Bills		17.82
TREPS		5.31
Other Current Assets		-2.37
Grand Total (Net Asset)		100.00

CANARA ROBECO ULTRA SHORT TERM FUND (CRUSTF)

(as on August 30, 2024)

This product is suitable for investors who are seeking*:

- Income/ Capital appreciation over ultra-short term through a low risk strategy
- Investment in a mix of Debt and Money Market instruments such that the Macaulay duration of the portfolio is between 3 months and 6 months



Credit Risk	Potential Risk Class		
	Relatively Low (Class A)	Moderate (Class B)	Relatively High (Class C)
Relatively Low (Class I)		B-1	
Moderate (Class II)			
Relatively High (Class III)			

*Investors should consult their financial advisers if in doubt about whether the product is suitable for them.

FUND INFORMATION

CATEGORY/TYPE : Ultra Short Duration Fund - An open ended ultra-short term debt scheme investing in debt & money market instruments such that the Macaulay duration of the portfolio is between 3 months and 6 months. A relatively low interest rate risk and moderate credit risk.

SCHEME OBJECTIVE:

To generate returns by investing in a wide range of debt securities and money market instruments of various maturities and risk profile. However, there is no assurance that the objective of the Fund will be realised.

Monthend AUM[#] : ₹ 553.81 Crores

Monthly AVG AUM : ₹ 541.47 Crores

NAV: (as on August 30, 2024)

Direct Plan - Daily IDCW (reinvestment) ₹ 1,240.7100

Direct Plan - Growth Option ₹ 3,798.1013

Direct Plan -

IDCW (payout/reinvestment) ₹ 2,173.7662

Direct Plan -

Monthly IDCW (payout/reinvestment) ₹ 1,001.9099

Regular Plan - IDCW (payout) ₹ 1,474.0648

Regular Plan -

Daily IDCW (reinvestment) ₹ 1,240.7100

Regular Plan - Growth Option ₹ 3,588.1243

Regular Plan -

Monthly IDCW (payout/reinvestment) ₹ 1,001.8801

Regular Plan -

Weekly IDCW (payout/reinvestment) ₹ 1,241.0577

Direct Plan -

Weekly IDCW (payout/reinvestment) ₹ 1,241.0938

DATE OF ALLOTMENT: September 16, 2003

ASSET ALLOCATION:

Debt and Money Market instruments- 0% to 100% (Risk- Low to Medium)

Reits / Invs: 0% to 10% (Risk- Medium to High)

MINIMUM INVESTMENT :

₹ 500 and in multiples of ₹ 1 thereafter.

Subsequent purchases:

Minimum amount of ₹ 500 and multiples of ₹ 1 thereafter.

SIP: For Any date/monthly frequency – ₹ 500 and in multiples of ₹ 1 thereafter

For quarterly frequency – ₹ 500 and in multiples of ₹ 1 thereafter

STP: The minimum amount for STP will be subject to the minimum investment amount as detailed in switch-in scheme

SWP: ₹ 100 and in multiples of ₹ 1 thereafter

PLANS / OPTIONS :

Regular Plan - Daily Reinvestment of Income Distribution cum Capital Withdrawal Option

Regular Plan - Weekly Reinvestment of Income Distribution cum Capital Withdrawal Option

Regular Plan - Weekly Payout of Income Distribution cum Capital Withdrawal Option

Regular Plan - Monthly Reinvestment of Income Distribution cum Capital Withdrawal Option

Regular Plan - Monthly Payout of Income Distribution cum Capital Withdrawal Option

Regular Plan - Payout of Income Distribution cum Capital Withdrawal Option

Regular Plan - Growth Option

Direct Plan - Daily Reinvestment of Income Distribution cum Capital Withdrawal Option

Direct Plan - Weekly Reinvestment of Income Distribution cum Capital Withdrawal Option

Direct Plan - Weekly Payout of Income Distribution cum Capital Withdrawal Option

Direct Plan - Monthly Reinvestment of Income

Distribution cum Capital Withdrawal Option

Direct Plan - Monthly Payout of Income Distribution cum Capital Withdrawal Option

Direct Plan - Payout of Income Distribution cum Capital Withdrawal Option

Direct Plan - Growth Option

ENTRY LOAD: Nil

EXIT LOAD: Nil

EXPENSE RATIO[^]:

Regular Plan (%) : 0.95

Direct Plan (%) : 0.41

BENCHMARK:

CRISIL Ultra Short Duration Debt A-I Index

FUND MANAGER:

1) Ms. Suman Prasad

2) Mr. Avnish Jain

TOTAL EXPERIENCE:

1) 24 Years

2) 27 Years

MANAGING THIS FUND:

1) Since 12-April-11

2) Since 01-April-22

PRODUCT POSITIONING

Canara Robeco Ultra Short Term Fund is an open ended ultra-short term debt scheme which seeks to provide consistent income and liquidity through investments made primarily in money market and debt securities following a low risk strategy. The portfolio duration of the fund tends to be slightly higher than a liquid fund but investments are made in debt instruments in a way that the Macaulay duration of the portfolio is between 3 months and 6 months.

QUANTITATIVE INFORMATION[§]

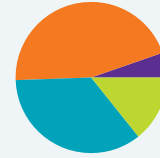
Annualised Portfolio YTM	7.36%
Modified Duration	0.43 Years
Residual Maturity	0.46 Years
Macaulay Duration	0.46 Years

PORTFOLIO

Name of the Instruments	Rating	% to NAV
Debt Instruments		45.20
Reliance Industries Ltd	AAA(CRISIL)	4.55
REC Ltd	AAA(CRISIL)	4.53
Export-Import Bank Of India	AAA(CRISIL)	4.53
Sundaram Finance Ltd	AAA(ICRA)	4.53
Bajaj Finance Ltd	AAA(CRISIL)	4.52
National Housing Bank	AAA(CRISIL)	4.52
Kotak Mahindra Prime Ltd	AAA(CRISIL)	4.51
Power Finance Corporation Ltd	AAA(CRISIL)	4.51
LIC Housing Finance Ltd	AAA(CRISIL)	4.50
Indian Oil Corporation Ltd	AAA(CRISIL)	4.50
Alternative Investment Fund		0.29
CORPORATE DEBT MARKET DEVELOPMENT FUND CLASS A2		0.29
Money Market Instruments		52.72
ICICI Bank Ltd	A1+(ICRA)	4.48
Axis Bank Ltd	A1+(CRISIL)	4.45
Small Industries Development Bank of India	A1+(CARE)	4.43
Kotak Mahindra Bank Ltd	A1+(CRISIL)	4.42
Punjab National Bank	A1+(ICRA)	4.39
Union Bank of India	A1+(IND)	4.35
HDFC Bank Ltd	A1+(CARE)	4.28
ICICI Bank Ltd	A1+(CRISIL)	4.26
Treasury Bills		14.27
TREPS		3.39
Other Current Assets		1.79
Grand Total (Net Asset)		100.00

RATING PROFILE

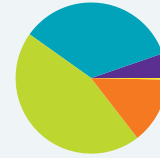
(% to net assets)



Tri-party repo/REPO/ Reverse Repo & Net Current Assets	5.18%
AAA & Equivalent	45.20%
A1+ & Equivalent	35.07%
Treasury Bills/Sovereign	14.27%

ASSET ALLOCATION

(% to net assets)



Tri-party repo/REPO/ Reverse Repo & Net Current Assets	5.18%
Certificate Of Deposit	35.07%
NCDs/Bonds	45.20%
Treasury Bills/ Sovereign	14.27%
Unit Funds	0.29%

MATURITY PROFILE

	% Allocation
Net Current Assets/ CDMDF	2.08%
0 to 3 Months	25.81%
3 to 6 Months	36.62%
6 to 12 Months	26.44%
1-2 years	9.05%

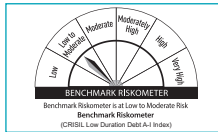
[§]Source ICRA MFI Explorer ● # Monthend AUM as on 30.08.2024 ● ^The expense ratios mentioned for the schemes includes GST on investment management fees. ● Please refer page no. 51 for disclaimers.

CANARA ROBECO SAVINGS FUND (CRSF)

(as on August 30, 2024)

This product is suitable for investors who are seeking*:

- Income / Capital appreciation through a low duration strategy
- Investment in debt & money market instruments such that the Macaulay duration of the portfolio is between 6 months and 12 months



Credit Risk	Potential Risk Class		
	Relatively Low (Class A)	Moderate (Class B)	Relatively High (Class C)
Interest Rate Risk			
Relatively Low (Class I)		B-I	
Moderate (Class II)			
Relatively High (Class III)			

*Investors should consult their financial advisers if in doubt about whether the product is suitable for them.

FUND INFORMATION

CATEGORY/TYPE: Low Duration Fund - An open-ended low duration debt scheme investing in debt & money market instruments such that the Macaulay duration of the portfolio is between 6 months and 12 months. A relatively low interest rate risk and moderate credit risk.

SCHEME OBJECTIVE: To generate income / capital appreciation by investing in a portfolio comprising of low duration debt instruments and money market instruments. However, there can be no assurance that the investment objective of the scheme will be realized.

Monthend AUM[#]: ₹ 1,218.56 Crores

Monthly AVG AUM: ₹ 1,102.86 Crores

NAV: (as on August 30, 2024)

Regular Plan - Daily IDCW (reinvestment) ₹ 10.2600

Direct Plan - Daily IDCW (reinvestment) ₹ 10.2600

Direct Plan - Growth Option ₹ 40.6051

Regular Plan - Growth Option ₹ 39.6122

Regular Plan - IDCW (payout/reinvestment) ₹ 35.4828

Direct Plan - IDCW (payout/reinvestment) ₹ 36.2909

Direct Plan - Monthly IDCW (payout/reinvestment) ₹ 10.2626

Regular Plan - Monthly IDCW (payout/reinvestment) ₹ 10.2625

Regular Plan - Weekly IDCW (payout/reinvestment) ₹ 10.2625

Direct Plan - Weekly IDCW (payout/reinvestment) ₹ 10.2626

DATE OF ALLOTMENT: March 4, 2005

ASSET ALLOCATION: Debt & Money Market Instruments- 0% to 100% (Risk- Low to Medium)

Reits/Invts- 0% to 10% (Risk- Medium to High)

MINIMUM INVESTMENT:

₹ 5000 and in multiples of ₹ 1 thereafter

Subsequent purchases: Minimum amount of ₹ 1000 and multiples of ₹ 1 thereafter

SIP: For Any date/monthly frequency – ₹ 1000 and in multiples of ₹ 1 thereafter

For quarterly frequency – ₹ 2000 and in multiples of ₹ 1 thereafter

STP: For Daily/Weekly/Monthly frequency – ₹ 1000 and in multiples of ₹ 1 thereafter

For quarterly frequency – ₹ 2000 and in multiples of ₹ 1 thereafter

SWP: For monthly frequency – ₹ 1000 and in multiples of ₹ 1 thereafter

For quarterly frequency – ₹ 2000 and in multiples of ₹ 1 thereafter

PLANS / OPTIONS: **Regular Plan** - Reinvestment of Income Distribution cum Capital Withdrawal Option

Regular Plan - Payout of Income Distribution cum Capital Withdrawal Option

Regular Plan - Daily Reinvestment of Income Distribution cum Capital Withdrawal Option

Regular Plan - Weekly Payout of Income Distribution cum Capital Withdrawal Option

Regular Plan - Monthly Payout of Income Distribution cum Capital Withdrawal Option

Regular Plan - Monthly Reinvestment of Income Distribution cum Capital Withdrawal Option

Regular Plan - Growth Option

Direct Plan - Reinvestment of Income Distribution cum Capital Withdrawal Option

Direct Plan - Payout of Income Distribution cum Capital Withdrawal Option

Direct Plan - Daily Reinvestment of Income Distribution cum Capital Withdrawal Option

Direct Plan - Weekly Payout of Income Distribution cum Capital Withdrawal Option

Direct Plan - Monthly Payout of Income Distribution cum Capital Withdrawal Option

Direct Plan - Monthly Reinvestment of Income Distribution cum Capital Withdrawal Option

Direct Plan - Growth Option

Direct Plan - Payout of Income Distribution cum Capital Withdrawal Option

Direct Plan - Daily Reinvestment of Income Distribution cum Capital Withdrawal Option

Direct Plan - Weekly Payout of Income Distribution cum Capital Withdrawal Option

Direct Plan - Monthly Payout of Income Distribution cum Capital Withdrawal Option

Direct Plan - Monthly Reinvestment of Income Distribution cum Capital Withdrawal Option

Direct Plan - Growth Option

Direct Plan - Payout of Income Distribution cum Capital Withdrawal Option

Direct Plan - Daily Reinvestment of Income Distribution cum Capital Withdrawal Option

Direct Plan - Weekly Payout of Income Distribution cum Capital Withdrawal Option

Direct Plan - Monthly Payout of Income Distribution cum Capital Withdrawal Option

Direct Plan - Monthly Reinvestment of Income Distribution cum Capital Withdrawal Option

Direct Plan - Growth Option

Direct Plan - Weekly Payout of Income Distribution cum Capital Withdrawal Option

Direct Plan - Weekly Reinvestment of Income Distribution cum Capital Withdrawal Option

Direct Plan - Monthly Payout of Income Distribution cum Capital Withdrawal Option

Direct Plan - Monthly Reinvestment of Income Distribution cum Capital Withdrawal Option

Direct Plan - Growth Option

ENTRY LOAD: Nil

EXIT LOAD: Nil

EXPENSE RATIO[^]:

Regular Plan(%) : 0.66

Direct Plan(%) : 0.34

BENCHMARK: CRISIL Low Duration Debt A-I Index

FUND MANAGER: 1) Mr. Kunal Jain

2) Mr. Avnish Jain

TOTAL EXPERIENCE: 1) 14 Years 2) 27 Years

MANAGING THIS FUND: 1) Since 18-July-22

2) Since 01-April-22

PRODUCT POSITIONING

Canara Robeco Savings Fund an open-ended low duration debt scheme aiming at primarily generating accrual income from investments in money market and debt securities. The Scheme is ideally suited for investors looking at a comparatively lower risk strategy short term debt fund with a Macaulay duration between 6 months and 12 months.

QUANTITATIVE INFORMATION[§]

Annualised Portfolio YTM 7.63%

Modified Duration 0.78 Years

Residual Maturity 1.31 Years

Macaulay Duration 0.84 Years

PORTFOLIO

Name of the Instruments

Debt Instruments

Small Industries Development Bank Of India

REC Ltd

HDB Financial Services Ltd

Power Finance Corporation Ltd

HDB Financial Services Ltd

National Bank For Agriculture & Rural Development

Bajaj Housing Finance Ltd

Indian Railway Finance Corporation Ltd

LIC Housing Finance Ltd

LIC Housing Finance Ltd

National Bank For Agriculture & Rural Development

Bajaj Finance Ltd

Bajaj Housing Finance Ltd

Bajaj Housing Finance Ltd

HDFC Bank Ltd

Indian Railway Finance Corporation Ltd

Kotak Mahindra Prime Ltd

National Bank For Agriculture & Rural Development

Power Finance Corporation Ltd

Small Industries Development Bank Of India

REC Ltd

Export-Import Bank of India

Government Securities

Government Of India

0.00% GOI 19-SEP-26

Alternative Investment Fund

CORPORATE DEBT MARKET DEVELOPMENT FUND CLASS A2

Money Market Instruments

ICICI Bank Ltd

HDFC Bank Ltd

ICICI Securities Ltd

Axis Bank Ltd

Kotak Mahindra Bank Ltd

Kotak Mahindra Bank Ltd

Punjab National Bank

Axis Bank Ltd

TREPS

Other Current Assets

Grand Total (Net Asset)

RATING PROFILE

(% to net assets)

Tri-party repo/REPO/ Reverse Repo & Net Current Assets 4.56%

AAA & Equivalent 60.59%

A1+ & Equivalent 26.22%

Treasury Bills/Sovereign 8.41%

ASSET ALLOCATION

(% to net assets)

Tri-party repo/REPO/ Reverse Repo & Net Current Assets 4.56%

Certificate Of Deposit 22.22%

Commercial Paper 4.00%

NCDs/Bonds 60.59%

Treasury Bills/ Sovereign 8.41%

Unit Funds 0.23%

MATURITY PROFILE

% Allocation

Net Current Assets/ CDMDF 1.33%

0 to 3 Months 3.46%

3 to 6 Months 33.74%

6 to 12 Months 21.36%

1-2 years 29.64%

Greater than 2 years 10.48%

% to NAV

60.60

AAA(CARE) 4.95

AAA(CRISIL) 4.86

AAA(CARE) 4.14

AAA(CRISIL) 4.13

AAA(CRISIL) 4.13

AAA(CRISIL) 4.11

AAA(CRISIL) 3.32

AAA(CARE) 2.91

AAA(CRISIL) 2.07

AAA(CRISIL) 2.07

AAA(CRISIL) 2.07

AAA(CRISIL) 2.07

AAA(CRISIL) 2.07

AAA(CRISIL) 2.06

AAA(CRISIL) 2.06

AAA(ICRA) 2.06

AAA(CRISIL) 2.06

AAA(CRISIL) 2.05

AAA(CRISIL) 2.03

AAA(CRISIL) 1.24

8.41

Sovereign 5.13

Sovereign 3.28

0.23

0.23

29.68

A1+(ICRA) 6.11

A1+(CARE) 6.10

A1+(CRISIL) 4.00

A1+(CRISIL) 2.03

A1+(CRISIL) 2.03

A1+(CRISIL) 2.01

A1+(CARE) 2.01

A1+(CRISIL) 1.93

3.46

1.08

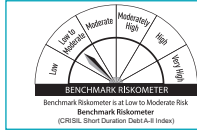
100.00

CANARA ROBECO SHORT DURATION FUND (CRSDF)

(as on August 30, 2024)

This product is suitable for investors who are seeking*:

- Income / capital appreciation over short term
- Investment in debt & money market instruments such that the Macaulay duration of the portfolio is between 1 year and 3 years



Credit Risk	Potential Risk Class		
	Relatively Low (Class A)	Moderate (Class B)	Relatively High (Class C)
Interest Rate Risk			
Relatively Low (Class I)			
Moderate (Class II)		B-II	
Relatively High (Class III)			

*Investors should consult their financial advisers if in doubt about whether the product is suitable for them.

FUND INFORMATION

CATEGORY/TYPE: Short Duration Fund - An open ended short term debt scheme investing in debt & money market instruments such that the Macaulay duration of the portfolio is between 1 year and 3 years. A moderate interest rate risk and moderate credit risk.

SCHEME OBJECTIVE : To generate returns by investing in a wide range of debt securities and money market instruments of various maturities and risk profile. However, there is no assurance that the objective of the Fund will be realised.

Monthend AUM[#] : ₹ 349.22 Crores
Monthly AVG AUM : ₹ 352.88 Crores

NAV: (as on August 30, 2024)

Direct Plan - Growth Option	₹ 25.8788
Regular Plan - Growth Option	₹ 23.8437
Direct Plan - Monthly IDCW (payout/reinvestment)	₹ 17.5639
Regular Plan - Monthly IDCW (payout/reinvestment)	₹ 15.3864
Regular Plan - Quarterly IDCW (payout/reinvestment)	₹ 15.1758
Direct Plan - Quarterly IDCW (payout/reinvestment)	₹ 16.7982

DATE OF ALLOTMENT : 25 April, 2011

ASSET ALLOCATION :

Debt and Money Market instruments- 0% to 100% (Risk- Low to Medium)
Reits / Invs- 0% to 10% (Risk- Medium to High)

MINIMUM INVESTMENT :

₹ 5000 and in multiples of ₹ 1 thereafter

Subsequent purchases: Minimum amount of ₹ 1000 and multiples of ₹ 1 thereafter **SIP:** For Any date/monthly frequency – ₹ 1000 and in multiples of ₹ 1 thereafter

For quarterly frequency – ₹ 2000 and in multiples of ₹ 1 thereafter **STP:** For Daily/Weekly/Monthly frequency – ₹ 1000 and in multiples of ₹ 1 thereafter

For quarterly frequency – ₹ 2000 and in multiples of ₹ 1 thereafter **SWP:** For monthly frequency – ₹ 1000 and in multiples of ₹ 1 thereafter

For quarterly frequency – ₹ 2000 and in multiples of ₹ 1 thereafter

PLANS/OPTIONS :

Regular Plan - Monthly Payout of Income Distribution cum Capital Withdrawal Option

Regular Plan - Monthly Reinvestment of Income Distribution cum Capital Withdrawal Option

Regular Plan - Quarterly Payout of Income Distribution cum Capital Withdrawal Option

Regular Plan - Quarterly Reinvestment of Income Distribution cum Capital Withdrawal Option

Regular Plan - Growth Option

Direct Plan - Monthly Payout of Income Distribution cum Capital Withdrawal Option

Direct Plan - Monthly Reinvestment of Income Distribution cum Capital Withdrawal Option

Direct Plan - Quarterly Payout of Income Distribution cum Capital Withdrawal Option

Direct Plan - Quarterly Reinvestment of Income Distribution cum Capital Withdrawal Option

Direct Plan - Growth Option

ENTRY LOAD: Nil

EXIT LOAD: Nil

EXPENSE RATIO[^]:

Regular Plan (%) : 1.02

Direct Plan (%) : 0.41

BENCHMARK:

CRISIL Short Duration Debt A-II Index

FUND MANAGER:

- Ms. Suman Prasad
- Mr. Avnish Jain

TOTAL EXPERIENCE :

- 24 Years
- 27 Years

MANAGING THIS FUND :

- Since 16-Sep-12
- Since 18-July-22

PRODUCT POSITIONING

Canara Robeco Short Duration Fund is suitable for investors having short to medium term investment horizon with low volatility. The fund aim to generate income predominantly from accrual yields on high quality Money Market Instruments, while an active trading strategy is followed for generating Alpha.

QUANTITATIVE INFORMATION[§]

Annualised Portfolio YTM	7.50%
Modified Duration	2.26 Years
Residual Maturity	2.83 Years
Macaulay Duration	2.39 Years

MATURITY PROFILE

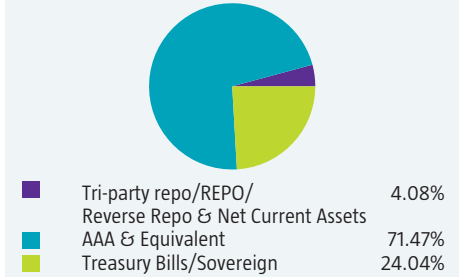
	% Allocation
Net Current Assets/ CDMD	2.22%
0 to 3 Months	2.27%
3 to 6 Months	7.87%
6 to 12 Months	28.51%
1-2 years	21.45%
Greater than 2 years	37.68%

PORTFOLIO

Name of the Instruments	RATING	% to NAV
Debt Instruments		71.47
Indian Railway Finance Corporation Ltd	AAA (CRISIL)	7.17
REC Ltd	AAA (CRISIL)	7.17
Grasim industries Ltd	AAA (CRISIL)	7.17
Bajaj Housing Finance Ltd	AAA (CRISIL)	7.16
National Bank For Agriculture & Rural Development	AAA (CRISIL)	7.15
Bajaj Finance Ltd	AAA (CRISIL)	7.15
HDB Financial Services Ltd	AAA (CRISIL)	7.13
LIC Housing Finance Ltd	AAA (CRISIL)	7.13
Power Finance Corporation Ltd	AAA (CRISIL)	7.12
Small Industries Development Bank Of India	AAA (ICRA)	7.12
Government Securities		23.33
7.18% GOI 2033 (14-AUG-2033)	Sovereign	10.21
7.06% GOI 2028 (10-APR-2028)	Sovereign	7.22
7.10% GOI 2034 (08-APR-2034)	Sovereign	5.82
7.86% KARNATAKA SDL 15-MAR-27	Sovereign	0.08
Alternative Investment Fund		0.41
CORPORATE DEBT MARKET DEVELOPMENT FUND CLASS A2		0.41
Money Market Instruments		2.97
Treasury Bills		0.70
TREPS		2.27
Other Current Assets		1.82
Grand Total (Net Asset)		100.00

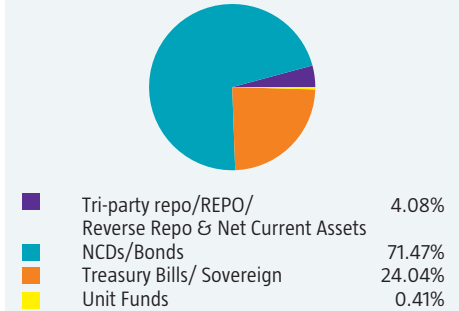
RATING PROFILE

(% to net assets)



ASSET ALLOCATION

(% to net assets)



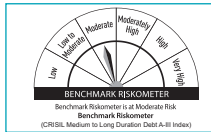
[§]Source ICRA MFI Explorer ● # Monthend AUM as on 30.08.2024 ● ^The expense ratios mentioned for the schemes includes GST on investment management fees. ● Please refer page no. 51 for disclaimers.

CANARA ROBECO INCOME FUND (CRINC)

(as on August 30, 2024)

This product is suitable for investors who are seeking*:

- Income / Capital appreciation over Medium to Long term
- Investment in debt & money market instruments such that the Macaulay duration of the portfolio is between 4 years and 7 years (Portfolio Macaulay duration under anticipated adverse situation is 1 year to 7 years)



Credit Risk	Potential Risk Class		
	Relatively Low (Class A)	Moderate (Class B)	Relatively High (Class C)
Interest Rate Risk			
Relatively Low (Class I)			
Moderate (Class II)			
Relatively High (Class III)		B-III	

*Investors should consult their financial advisers if in doubt about whether the product is suitable for them.

FUND INFORMATION

CATEGORY/TYPE: Medium To Long Duration Fund - An open ended medium term debt scheme investing in debt & money market instruments such that the Macaulay duration of the portfolio is between 4 years – 7 years. (Portfolio Macaulay duration under anticipated adverse situation is 1 year to 7 years). A relatively high interest rate risk and moderate credit risk.

SCHEME OBJECTIVE:

The Scheme seeks to generate income and capital appreciation through a portfolio constituted of medium to long term debt and money market securities and issuers of different risk profiles. However, there can be no assurance that the investment objective of the scheme will be realized.

Monthend AUM[#] : ₹ 116.18 Crores

Monthly AVG AUM : ₹ 115.32 Crores

NAV: (as on August 30, 2024)

Direct Plan - Growth Option ₹ 58.3947

Regular Plan - Growth Option ₹ 52.5657

Regular Plan -

Quarterly IDCW (payout/reinvestment) ₹ 14.9646

Direct Plan -

Quarterly IDCW (payout/reinvestment) ₹ 16.8684

DATE OF ALLOTMENT: September 19, 2002

ASSET ALLOCATION:

Debt and Money Market instruments- 0% to 100% (Risk- Low to Medium)
Reits/Invits- 0% to 10% (Risk- Medium to High)

MINIMUM INVESTMENT:

₹ 5000 and in multiples of ₹ 1 thereafter

Subsequent purchases: Minimum amount of ₹ 1000 and multiples of ₹ 1 thereafter

SIP: For Any date/monthly frequency – ₹ 1000 and in multiples of ₹ 1 thereafter

For quarterly frequency – ₹ 2000 and in multiples of ₹ 1 thereafter

STP: For Daily/Weekly/Monthly frequency – ₹ 1000 and in multiples of ₹ 1 thereafter

For quarterly frequency – ₹ 2000 and in multiples of ₹ 1 thereafter

SWP: For monthly frequency – ₹ 1000 and in multiples of ₹ 1 thereafter

For quarterly frequency – ₹ 2000 and in multiples of ₹ 1 thereafter

PLANS / OPTIONS : **Regular Plan** - Quarterly Reinvestment of Income Distribution cum Capital Withdrawal Option

Regular Plan - Quarterly Payout of Income Distribution cum Capital Withdrawal Option

Regular Plan - Growth Option

Direct Plan - Quarterly Reinvestment of Income Distribution cum Capital Withdrawal Option

Direct Plan - Quarterly Payout of Income Distribution cum Capital Withdrawal Option

Direct Plan - Growth Option

ENTRY LOAD: Nil

EXIT LOAD: Nil

EXPENSE RATIO[^]:

Regular Plan (%) : 1.88

Direct Plan (%) : 0.68

BENCHMARK:

CRISIL Medium to Long Duration Debt A-III Index

FUND MANAGER: 1) Mr. Avnish Jain

2) Mr. Kunal Jain

TOTAL EXPERIENCE : 1) 27 Years
2) 14 Years

MANAGING THIS FUND : 1) Since 25-June-14
2) Since 18-July-22

PRODUCT POSITIONING

Canara Robeco Income Fund is an open ended medium term debt scheme investing in debt & money market instruments such that the Macaulay duration of the portfolio is between 4 years – 7 years. However, the Portfolio Macaulay duration under anticipated adverse situation may be between 1 year and 7 years. Fund manager takes an active view of the interest rate movements. Based on the interest rate view, the duration of the portfolio will be decided along with the asset allocation pattern between sovereign & corporate bonds. As majority of the portfolio gets invested in high quality debt papers, which provides consistent accrual income to the portfolio.

QUANTITATIVE INFORMATION[§]

Annualised Portfolio YTM	7.19%
Modified Duration	6.20 Years
Residual Maturity	14.46 Years
Macaulay Duration	6.46 Years

MATURITY PROFILE

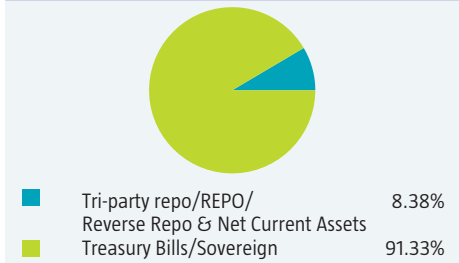
	% Allocation
Net Current Assets/ CDMDF	2.37%
0 to 3 Months	6.29%
3 to 6 Months	2.11%
1 -2 years	0.25%
Greater than 2 years	37.68%

PORTFOLIO

Name of the Instruments	Rating	% to NAV
Government Securities		89.23
7.30% GOI 2053 (19-JUN-2053)	Sovereign	31.38
GOI FRB 2033 (22-SEP-2033)	Sovereign	22.26
7.32% GOI 2030 (13-NOV-2030)	Sovereign	13.29
7.18% GOI 2037 (24-JUL-2037)	Sovereign	13.26
7.10% GOI 2034 (08-APR-2034)	Sovereign	8.79
8.47% MAHARASHTRA SDL 10-FEB-26	Sovereign	0.25
Alternative Investment Fund		0.28
CORPORATE DEBT MARKET DEVELOPMENT FUND CLASS A2		0.28
Money Market Instruments		8.40
Treasury Bills		2.11
TREPS		6.29
Other Current Assets		2.09
Grand Total (Net Asset)		100.00

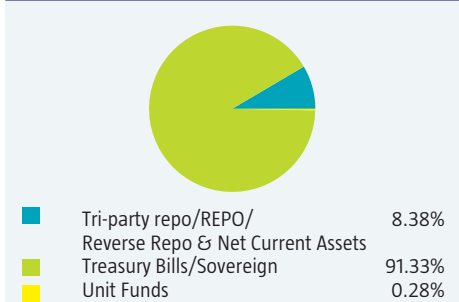
RATING PROFILE

(% to net assets)



ASSET ALLOCATION

(% to net assets)

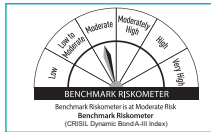


CANARA ROBECO DYNAMIC BOND FUND (CRDBF)

(as on August 30, 2024)

This product is suitable for investors who are seeking*:

- Income/ Capital appreciation by dynamically managing duration
- Investment in Debt and Money Market securities across duration



Credit Risk	Potential Risk Class		
	Relatively Low (Class A)	Moderate (Class B)	Relatively High (Class C)
Interest Rate Risk			
Relatively Low (Class I)			
Moderate (Class II)			
Relatively High (Class III)		B-III	

*Investors should consult their financial advisers if in doubt about whether the product is suitable for them.

FUND INFORMATION

CATEGORY/TYPE: Dynamic Bond - An open ended dynamic debt scheme investing across duration. A relatively high interest rate risk and moderate credit risk.

SCHEME OBJECTIVE:

The objective of the fund is to seek to generate income from a portfolio of debt and money market securities. However, there can be no assurance that the investment objective of the scheme will be realized and the Fund does not assure or guarantee any returns.

Monthend AUM# : ₹ 111.52 Crores

Monthly AVG AUM : ₹ 110.37 Crores

NAV: (as on August 30, 2024)

Direct Plan - Growth Option ₹ 30.5287

Direct Plan -

IDCW (payout/reinvestment) ₹ 15.2594

Regular Plan - Growth Option ₹ 27.9337

Regular Plan -

IDCW (payout/reinvestment) ₹ 13.7973

DATE OF ALLOTMENT: May 29, 2009

ASSET ALLOCATION:

Government of India & Corporate Debt Securities (including Securitised Debt)* - 0% to 100% (Risk- Low to Medium)

Money Market Instruments - 0% to 100% (Risk- Low)

* Excluding Debt/GOI Securities with initial maturity of less than one year and Treasury bills

MINIMUM INVESTMENT :

₹ 5000 and in multiples of ₹ 1 thereafter

Subsequent purchases: Minimum amount of ₹ 1000 and multiples of ₹ 1 thereafter

SIP: For Any date/monthly frequency – ₹ 1000 and in multiples of ₹ 1 thereafter

For quarterly frequency – ₹ 2000 and in multiples of ₹ 1 thereafter

STP: For Daily/Weekly/Monthly frequency – ₹ 1000 and in multiples of ₹ 1 thereafter

For quarterly frequency – ₹ 2000 and in multiples of ₹ 1 thereafter

SWP: For monthly frequency – ₹ 1000 and in multiples of ₹ 1 thereafter

For quarterly frequency – ₹ 2000 and in multiples of ₹ 1 thereafter

PLANS / OPTIONS :

Regular Plan - Reinvestment of Income Distribution cum Capital Withdrawal Option

Regular Plan - Payout of Income Distribution cum Capital Withdrawal Option

Regular Plan - Growth Option

Direct Plan - Reinvestment of Income Distribution cum Capital Withdrawal Option

Direct Plan - Payout of Income Distribution cum Capital Withdrawal Option

Direct Plan - Growth Option

ENTRY LOAD: Nil

EXIT LOAD: Nil

EXPENSE RATIO^:

Regular Plan (%) : 1.75

Direct Plan (%) : 0.68

BENCHMARK: CRISIL Dynamic Bond A-III Index

FUND MANAGER: 1) Mr. Kunal Jain
2) Mr. Avnish Jain

TOTAL EXPERIENCE: 1) 14 Years
2) 27 Years

MANAGING THIS FUND:

- Since 18-July-22
- Since 01-April-22

PRODUCT POSITIONING

Canara Robeco Dynamic Bond Fund intends to invest and trade in G-secs and Corporate Debt by identifying mispriced opportunities & capturing volatility trends. The fund aims at generating Alpha through free-style duration management depending on the interest rate view. At the same time it endeavours to capture accruals in the form of portfolio running yields on high-quality debt instruments.

QUANTITATIVE INFORMATION[§]

Annualised Portfolio YTM 6.95%

Modified Duration 7.23 Years

Residual Maturity 17.06 Years

Macaulay Duration 7.55 Years

MATURITY PROFILE

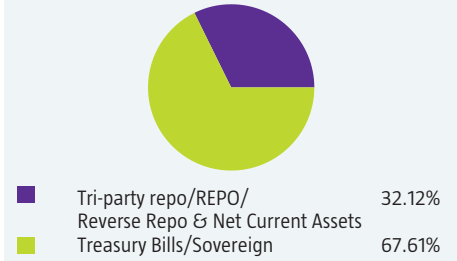
	% Allocation
Net Current Assets/ CDMD	1.64%
0 to 3 Months	30.74%
Greater than 2 years	67.61%

PORTFOLIO

Name of the Instruments	Rating	% to NAV
Government Securities		67.61
7.30% GOI 2053 (19-JUN-2053)	Sovereign	24.62
7.18% GOI 2037 (24-JUL-2037)	Sovereign	21.27
7.34% GOI 2064 (22-APR-2064)	Sovereign	17.72
7.38% GOI 2027 (20-JUN-2027)	Sovereign	2.27
7.26% GOI 2032 (22-AUG-2032)	Sovereign	0.82
7.17% GOI 2030 (17-APR-2030)	Sovereign	0.65
6.68% GOI 2031 (17-SEP-2031)	Sovereign	0.21
7.10% GOI 2034 (08-APR-2034)	Sovereign	0.05
Alternative Investment Fund		0.27
CORPORATE DEBT MARKET DEVELOPMENT FUND CLASS A2		0.27
Money Market Instruments		30.74
TREPS		30.74
Other Current Assets		1.38
Grand Total (Net Asset)		100.00

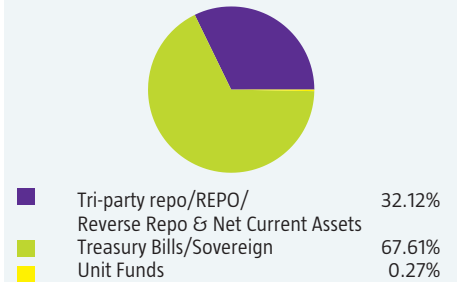
RATING PROFILE

(% to net assets)



ASSET ALLOCATION

(% to net assets)



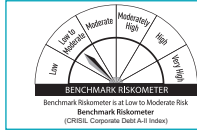
[§]Source ICRA MFI Explorer ● # Monthend AUM as on 30.08.2024 ● ^The expense ratios mentioned for the schemes includes GST on investment management fees. ● Please refer page no. 51 for disclaimers.

CANARA ROBECO CORPORATE BOND FUND (CRCBF)

(as on August 30, 2024)

This product is suitable for investors who are seeking*:

- Income / capital appreciation through a low credit risk strategy
- Investment in a portfolio constituted predominantly of AA+ and above rated corporate bonds



Credit Risk	Potential Risk Class		
	Relatively Low (Class A)	Moderate (Class B)	Relatively High (Class C)
Interest Rate Risk			
Relatively Low (Class I)			
Moderate (Class II)			
Relatively High (Class III)		B-III	

*Investors should consult their financial advisers if in doubt about whether the product is suitable for them.

FUND INFORMATION

CATEGORY/TYPE : Corporate Bond Fund - An open ended debt scheme predominantly investing in AA+ and above rated corporate bonds. A relatively high interest rate risk and moderate credit risk.

SCHEME OBJECTIVE : The Scheme seeks to generate income and capital appreciation through a portfolio constituted predominantly of AA+ and above rated Corporate Debt across maturities. However, there can be no assurance that the investment objective of the scheme will be realized

Monthend AUM # : ₹ 135.76 Crores

Monthly AVG AUM : ₹ 136.63 Crores

NAV: (as on August 30, 2024)

Direct Plan - Growth Option ₹ 21.7903

Regular Plan - Growth Option ₹ 20.4465

Regular Plan -

IDCW (payout/reinvestment) ₹ 11.4697

Direct Plan -

IDCW (payout/reinvestment) ₹ 12.2105

DATE OF ALLOTMENT : 7th February, 2014

ASSET ALLOCATION :

AA+ and above rated Corporate Debt of varying maturities - 80% to 100% (Risk- Low to Medium)
Other Debt (including government securities) and Money Market Instruments - 0% to 20% (Risk- Low to Medium)
Reits/Invits - 0% to 10% (Risk- Medium to High)

MINIMUM INVESTMENT :

₹ 5000 and in multiples of ₹1 thereafter

Subsequent purchases: Minimum amount of ₹ 1000 and multiples of ₹1 thereafter

SIP: For Any date/monthly frequency – ₹ 1000 and in multiples of ₹1 thereafter

For quarterly frequency – ₹ 2000 and in multiples of ₹ 1 thereafter

STP: For Daily/Weekly/Monthly frequency – ₹ 1000 and in multiples of ₹1 thereafter

For quarterly frequency – ₹ 2000 and in multiples of ₹ 1 thereafter

SWP: For monthly frequency – ₹ 1000 and in multiples of ₹1 thereafter

For quarterly frequency – ₹ 2000 and in multiples of ₹ 1 thereafter

PLANS / OPTIONS :

Regular Plan - Reinvestment of Income Distribution cum Capital Withdrawal Option

Regular Plan - Payout of Income Distribution cum Capital Withdrawal Option

Regular Plan - Growth Option

Direct Plan - Reinvestment of Income Distribution cum Capital Withdrawal Option

Direct Plan - Payout of Income Distribution cum Capital Withdrawal Option

Direct Plan - Growth Option

ENTRY LOAD: Nil

EXIT LOAD: Nil

EXPENSE RATIO^:

Regular Plan (%) : 1.03

Direct Plan (%) : 0.39

BENCHMARK : CRISIL Corporate Debt A-II Index

FUND MANAGER: 1) Mr. Avnish Jain
2) Ms. Suman Prasad

TOTAL EXPERIENCE: 1) 27 Years
2) 24 Years

MANAGING THIS FUND:

- Since 7-Feb-14
- Since 18-July-22

PRODUCT POSITIONING

Canara Robeco Corporate Bond Fund endeavours to generate accrual income by investing in High quality debt papers. The fund looks to benefit from the mispriced opportunities in the markets and a possible upgrade of rating of the instruments in which investments are made. The fund is suitable for investors who have a medium to long term investment horizon & a moderate risk appetite.

QUANTITATIVE INFORMATION[§]

Annualised Portfolio YTM	7.43%
Modified Duration	3.03 Years
Residual Maturity	4.96 Years
Macaulay Duration	3.20 Years

MATURITY PROFILE

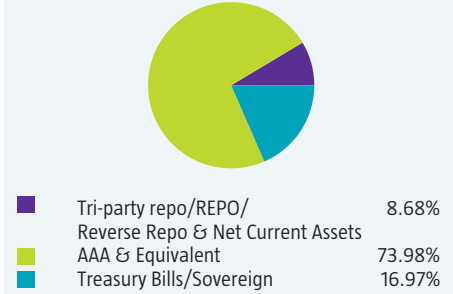
	% Allocation
Net Current Assets/ CDMDF	4.29%
0 to 3 Months	12.14%
3 to 6 Months	9.15%
6 to 12 Months	3.69%
1-2 years	22.09%
Greater than 2 years	48.65%

PORTFOLIO

Name of the Instruments	Rating	% to NAV
Debt Instruments		73.98
Power Finance Corporation Ltd	AAA(CRISIL)	7.50
Grasim industries Ltd	AAA(CRISIL)	7.41
Kotak Mahindra Prime Ltd	AAA(CRISIL)	7.39
LIC Housing Finance Ltd	AAA(CRISIL)	7.37
HDFC Bank Ltd	AAA(CRISIL)	7.37
REC Ltd	AAA(CRISIL)	7.35
Small Industries Development Bank Of India	AAA(CRISIL)	7.35
National Housing Bank	AAA(CRISIL)	7.35
Indian Railway Finance Corporation Ltd	AAA(CRISIL)	3.82
NTPC Ltd	AAA(CRISIL)	3.71
Titan Co Ltd	AAA(CRISIL)	3.69
HDB Financial Services Ltd	AAA(CARE)	3.67
Government Securities		15.17
7.30% GOI 2053 (19-JUN-2053)	Sovereign	7.64
7.18% GOI 2037 (24-JUL-2037)	Sovereign	7.53
Alternative Investment Fund		0.37
CORPORATE DEBT MARKET DEVELOPMENT FUND CLASS A2		0.37
Money Market Instruments		6.57
Treasury Bills		1.80
TREPS		4.77
Other Current Assets		3.91
Grand Total (Net Asset)		100.00

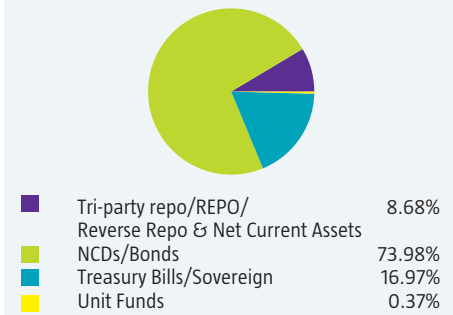
RATING PROFILE

(% to net assets)



ASSET ALLOCATION

(% to net assets)

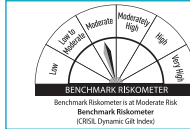


CANARA ROBECO GILT FUND (CRGILT)

(as on August 30, 2024)

This product is suitable for investors who are seeking*:

- Risk free return (except interest rate risk) and long term capital appreciation
- Investment in government securities across maturity



Credit Risk	Potential Risk Class		
	Relatively Low (Class A)	Moderate (Class B)	Relatively High (Class C)
Interest Rate Risk			
Relatively Low (Class I)			
Moderate (Class II)			
Relatively High (Class III)	A-III		

*Investors should consult their financial advisers if in doubt about whether the product is suitable for them.

FUND INFORMATION

CATEGORY/TYPE: Gilt Fund - An open-ended debt scheme investing in government securities across maturity. A relatively high interest rate risk and relatively low credit risk.

SCHEME OBJECTIVE: To provide risk free return (except interest rate risk) while maintaining stability of capital and liquidity. Being a dedicated Gilt Scheme, the funds will be invested in securities as defined under Sec. 2 (2) of Public Debt Act, 1944. However, there can be no assurance that the investment objective of the Scheme will be realized.

Monthend AUM[#] : ₹ 117.10 Crores

Monthly AVG AUM : ₹ 116.14 Crores

NAV: (as on August 30, 2024)

Direct Plan - Growth Option ₹ 76.5126

Regular Plan - Growth Option ₹ 71.4697

Regular Plan -

IDCW (payout/reinvestment) ₹ 15.1960

Direct Plan -

IDCW (payout/reinvestment) ₹ 16.4636

DATE OF ALLOTMENT: December 29, 1999

ASSET ALLOCATION:

Govt. Securities - 80% to 100% (Risk-Low)

Money Market Instruments - 0% to 20% (Risk- Low to Medium)

MINIMUM INVESTMENT:

₹ 5000 and in multiples of ₹1 thereafter

Subsequent purchases: Minimum amount of ₹1000 and multiples of ₹1 thereafter

SIP: For Any date/monthly frequency – ₹1000 and in multiples of ₹1 thereafter

For quarterly frequency – ₹2000 and in multiples of ₹1 thereafter

STP: For Daily/Weekly/Monthly frequency – ₹1000 and in multiples of ₹1 thereafter

For quarterly frequency – ₹2000 and in multiples of ₹1 thereafter

SWP: For monthly frequency – ₹1000 and in multiples of ₹1 thereafter

For quarterly frequency – ₹2000 and in multiples of ₹1 thereafter

PLANS / OPTIONS :

Regular Plan - Reinvestment of Income Distribution cum Capital Withdrawal Option

Regular Plan - Payout of Income Distribution cum Capital Withdrawal Option

Regular Plan - Growth Option

Direct Plan - Reinvestment of Income Distribution cum Capital Withdrawal Option

Direct Plan - Payout of Income Distribution cum Capital Withdrawal Option

Direct Plan - Growth Option

ENTRY LOAD: Nil

EXIT LOAD : Nil

EXPENSE RATIO[^]:

Regular Plan (%) : 1.25

Direct Plan (%) : 0.49

BENCHMARK: CRISIL Dynamic Gilt Index

FUND MANAGER: 1) Mr. Kunal Jain
2) Mr. Avnish Jain

TOTAL EXPERIENCE: 1) 14 Years
2) 27 Years

MANAGING THIS FUND: 1) Since 18-July-22
2) Since 01-April-22

PRODUCT POSITIONING

Canara Robeco Gilt Fund invests in G-Secs of varying maturity issued by Reserve Bank of India (RBI). Being invested in sovereign papers, the fund does not expose its investors to Credit Risk as in the case of other bond funds.

QUANTITATIVE INFORMATION[§]

Annualised Portfolio YTM 7.02%

Modified Duration 9.04 Years

Residual Maturity 22.20 Years

Macaulay Duration 9.44 Years

MATURITY PROFILE

% Allocation

Net Current Assets/ CDMDF 1.71%

0 to 3 Months 13.91%

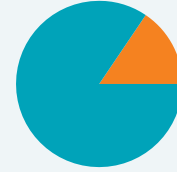
Greater than 2 years 84.39%

PORTFOLIO

Name of the Instruments	Rating	% to NAV
Government Securities		84.39
7.34% GOI 2064 (22-APR-2064)	Sovereign	32.04
7.30% GOI 2053 (19-JUN-2053)	Sovereign	20.84
7.18% GOI 2037 (24-JUL-2037)	Sovereign	14.68
7.18% GOI 2033 (14-AUG-2033)	Sovereign	8.71
7.23% GOI 2039 (15-APR-2039)	Sovereign	4.40
7.38% GOI 2027 (20-JUN-2027)	Sovereign	2.17
7.17% GOI 2030 (17-APR-2030)	Sovereign	1.38
8.13% GOI 2045 (22-JUN-2045)	Sovereign	0.10
7.10% GOI 2034 (08-APR-2034)	Sovereign	0.07
Money Market Instruments		13.91
TREPS		13.91
Other Current Assets		1.70
Grand Total (Net Asset)		100.00

RATING PROFILE

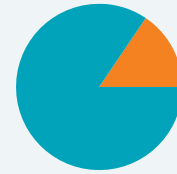
(% to net assets)



- Tri-party repo/REPO/ Reverse Repo & Net Current Assets 15.61%
- Treasury Bills/Sovereign 84.39%

ASSET ALLOCATION

(% to net assets)



- Tri-party repo/REPO/ Reverse Repo & Net Current Assets 15.61%
- Treasury Bills/Sovereign 84.39%

[§]Source ICRA MFI Explorer ● # Monthend AUM as on 30.08.2024 ● ^The expense ratios mentioned for the schemes includes GST on investment management fees. ● Please refer page no. 51 for disclaimers.

CANARA ROBECO BANKING AND PSU DEBT FUND (CRBPDF)

(as on August 30, 2024)

This product is suitable for investors who are seeking*:

- Income/Capital appreciation over short to medium term
- Investment in debt and money market instruments issued by Banks, Public Sector Undertakings (PSUs), Public Financial Institutions (PFIs) and Municipal Bonds



Credit Risk	Potential Risk Class		
	Relatively Low (Class A)	Moderate (Class B)	Relatively High (Class C)
Interest Rate Risk			
Relatively Low (Class I)			
Moderate (Class II)			
Relatively High (Class III)		B-III	

*Investors should consult their financial advisers if in doubt about whether the product is suitable for them.

FUND INFORMATION

CATEGORY/TYPE: Banking and PSU Fund - An open-ended debt scheme predominantly investing in debt instruments of banks, public sector undertakings, public financial institutions and municipal bonds. A relatively high interest rate risk and moderate credit risk.

SCHEME OBJECTIVE: To generate income and/or capital appreciation through a portfolio of high quality debt and money market instruments issued by entities such as Banks, Public Sector Undertakings (PSUs), Public Financial Institutions (PFIs) and Municipal Bonds. However, there is no assurance that the objective of the fund will be realised.

Monthend AUM[#] : ₹ 238.24 Crores

Monthly AVG AUM : ₹ 285.22 Crores

NAV: (as on August 30, 2024)

Direct Plan - Growth Option ₹ 11.4072

Regular Plan - Growth Option ₹ 11.3373

Regular Plan -

IDCW (payout/reinvestment) ₹ 10.5189

Direct Plan - IDCW (payout/reinvestment) ₹ 10.5763

DATE OF ALLOTMENT: August 22, 2022

ASSET ALLOCATION:

Debt and Money Market Instruments issued by Banks, Public Financial Institutions (PFIs), Public Sector Undertakings (PSUs) and Municipal Bonds - 80% to 100% (Risk - Low to Medium)

Debt (including securities issued by Central and State Governments) and Money Market Instruments issued by entities other than Banks, PFIs, PSUs and Municipal Bonds - 0% to 20% (Risk - Low to Medium)
Units issued by REITs and InvITs - 0% to 10% (Risk - Medium to High)

MINIMUM INVESTMENT:

Lump sum: ₹ 5,000.00 and multiples of ₹ 1.00 thereafter.

Subsequent purchases: ₹ 1000.00 and multiples of ₹ 1.00 thereafter

SIP:

For Any date/monthly frequency – ₹ 1000 and in multiples of ₹ 1 thereafter

For quarterly frequency – ₹ 2000 and in multiples of ₹ 1 thereafter

STP:

For Daily/Weekly/Monthly frequency – ₹ 1000 and in multiples of ₹ 1 thereafter

For quarterly frequency – ₹ 2000 and in multiples of ₹ 1 thereafter

SWP:

For monthly frequency – ₹ 1000 and in multiples of ₹ 1 thereafter

For quarterly frequency – ₹ 2000 and in multiples of ₹ 1 thereafter

PLANS / OPTIONS:

Regular Plan - Reinvestment of Income Distribution cum Capital Withdrawal Option

Regular Plan - Payout of Income Distribution cum Capital Withdrawal Option

Regular Plan - Growth Option

Direct Plan - Reinvestment of Income Distribution cum Capital Withdrawal Option

Direct Plan - Payout of Income Distribution cum Capital Withdrawal Option

Direct Plan - Growth Option

ENTRY LOAD: NA

EXIT LOAD: Nil

EXPENSE RATIO[^]:

Regular Plan (%) : 0.71

Direct Plan (%) : 0.34

BENCHMARK: CRISIL Banking and PSU Debt A-II Index

FUND MANAGER: Mr. Avnish Jain

TOTAL EXPERIENCE: 27 Years

MANAGING THIS FUND: Since 22-August-22

PRODUCT POSITIONING

Canara Robeco Banking and PSU Debt Fund would be an "Actively Managed Fund" that aims to capture opportunities in the interest rate cycle and mispricing on the yield curve.

The Fund will endeavour to invest in "High Grade Assets" that are either government-backed entities or systemically important private banks/entities. This potentially provides lower credit risk.

The fund is suitable for investors who have a "Medium-term investment horizon" of 3-4 years & having relatively "low to medium risk appetite" looking to invest in high credit quality bonds with good liquidity.

QUANTITATIVE INFORMATION[§]

Annualised Portfolio YTM 7.51%

Modified Duration 2.91 Years

Residual Maturity 4.25 Years

Macaulay Duration 3.09 Years

MATURITY PROFILE

	% Allocation
Net Current Assets/ CDMDF	4.15%
0 to 3 Months	2.04%
3 to 6 Months	11.54%
6 to 12 Months	10.43%
1-2 years	25.14%
Greater than 2 years	46.69%

PORTFOLIO

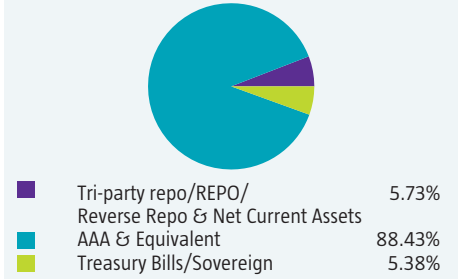
Name of the Instruments	Rating	% to NAV
Debt Instruments		88.42
HDFC Bank Ltd	AAA(CRISIL)	10.76
National Housing Bank	AAA(CRISIL)	10.52
Axis Bank Ltd	AAA(CRISIL)	10.51
REC Ltd	AAA(IND)	10.47
Small Industries Development Bank Of India	AAA(ICRA)	10.43
LIC Housing Finance Ltd	AAA(CRISIL)	8.43
Indian Railway Finance Corporation Ltd	AAA(CRISIL)	6.43
NHPC Ltd	AAA(CARE)	6.28
National Bank For Agriculture & Rural Development	AAA(ICRA)	6.14
Power Finance Corporation Ltd	AAA(CRISIL)	4.15
Indian Railway Finance Corporation Ltd	AAA(CRISIL)	2.18
Power Finance Corporation Ltd	AAA(CRISIL)	2.12
Government Securities		4.35
7.30% GOI 2053 (19-JUN-2053)	Sovereign	4.35
Alternative Investment Fund		0.46
CORPORATE DEBT MARKET DEVELOPMENT FUND CLASS A2		0.46
Money Market Instruments		3.06
Treasury Bills		1.02
TREPS		2.04
Other Current Assets		3.71

Grand Total (Net Asset)

100.00

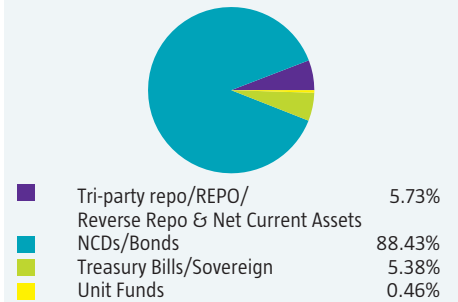
RATING PROFILE

(% to net assets)



ASSET ALLOCATION

(% to net assets)

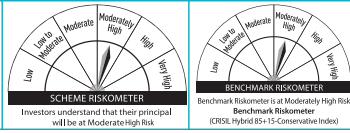


CANARA ROBECO CONSERVATIVE HYBRID FUND (CRCHF)

(as on August 30, 2024)

This product is suitable for investors who are seeking*:

- Income / Capital appreciation over medium term to long term
- Investment predominantly in debt and money market instruments and small portion in equity



*Investors should consult their financial advisers if in doubt about whether the product is suitable for them.

FUND INFORMATION

CATEGORY/TYPE: Conservative Hybrid Fund - An open-ended hybrid scheme investing predominantly in debt instruments

SCHEME OBJECTIVE: To generate income by investing in a wide range of Debt Securities and Money Market instruments of various maturities and small portion in equities and Equity Related Instruments. However, there can be no assurance that the investment objective of the scheme will be realized.

Monthend AUM[#] : ₹ 968.97 Crores
Monthly AVG AUM : ₹ 962.08 Crores

NAV: (as on August 30, 2024)

Direct Plan - Growth Option ₹ 105.0213

Regular Plan - Growth Option ₹ 92.4456

Direct Plan -

Monthly IDCW (payout/reinvestment) ₹ 16.8658

Regular Plan -

Monthly IDCW (payout/reinvestment) ₹ 13.7548

Regular Plan -

Quarterly IDCW (payout/reinvestment) ₹ 14.3980

Direct Plan -

Quarterly IDCW (payout/reinvestment) ₹ 16.9362

DATE OF ALLOTMENT: April 24, 1988

ASSET ALLOCATION: Equity and equity related instruments- 10% - 25% (Risk - Very High)
Debt securities (including Securitised debt) with Money Market Instruments - 75% - 90% (Risk - Medium)

MINIMUM INVESTMENT:

₹ 5000 and in multiples of ₹ 1 thereafter

Subsequent purchases: Minimum amount of ₹ 1000 and multiples of ₹ 1 thereafter

SIP: For Any date/monthly frequency – ₹ 1000 and in multiples of ₹ 1 thereafter

For quarterly frequency – ₹ 2000 and in multiples of ₹ 1 thereafter

STP: For Daily/Weekly/Monthly frequency – ₹ 1000 and in multiples of ₹ 1 thereafter

For quarterly frequency – ₹ 2000 and in multiples of ₹ 1 thereafter

SWP: For monthly frequency – ₹ 1000 and in multiples of ₹ 1 thereafter

For quarterly frequency – ₹ 2000 and in multiples of ₹ 1 thereafter

PLANS / OPTIONS : Regular Plan - Monthly Payout of Income Distribution cum Capital Withdrawal Option

Regular Plan - Monthly Reinvestment of Income Distribution cum Capital Withdrawal Option

Regular Plan - Quarterly Payout of Income Distribution cum Capital Withdrawal Option

Regular Plan - Quarterly Reinvestment of Income Distribution cum Capital Withdrawal Option

Regular Plan - Growth Option

Direct Plan - Monthly Payout of Income Distribution cum Capital Withdrawal Option

Direct Plan - Monthly Reinvestment of Income Distribution cum Capital Withdrawal Option

Direct Plan - Quarterly Payout of Income Distribution cum Capital Withdrawal Option

Direct Plan - Quarterly Reinvestment of Income Distribution cum Capital Withdrawal Option

ENTRY LOAD: Nil

EXIT LOAD: For any redemption / switch out upto 10% of units within 1 Year from the date of allotment - Nil

For any redemption / switch out more than 10% of units within 1 Year from the date of allotment - 1%

For any redemption / switch out after 1 Year from the date of allotment - Nil

EXPENSE RATIO[^]:

Regular Plan (%) : 1.82

Direct Plan (%) : 0.64

BENCHMARK: CRISIL Hybrid 85+15-Conservative Index

FUND MANAGER :

1) Mr. Avnish Jain (For Debt Portfolio)

2) Mr. Amit Kadam (For Equity Portfolio)

TOTAL EXPERIENCE: 1) 27 Years 2) 11 Years

MANAGING THIS FUND: 1) Since 7-Oct-13

2) Since 10-April-24

PRODUCT POSITIONING

Canara Robeco Conservative Hybrid Fund is an open-ended hybrid scheme investing predominantly in debt instruments. Fund also takes small exposure in equity markets which endeavours to boost portfolio returns.

QUANTITATIVE INFORMATION[§]

Equity Quants

Standard Deviation 3.43

Portfolio Beta 0.95

Portfolio Turnover Ratio 1.22 times

R-Squared 0.86

Sharpe Ratio 0.23

Debt Quants

Annualised Portfolio YTM 7.45%

Modified Duration 4.16 Years

Residual Maturity 8.18 Years

Macaulay Duration 4.37 Years

MATURITY PROFILE

	% Allocation
0 to 3 Months	2.90%
3 to 6 Months	3.08%
6 to 12 Months	9.77%
1 - 2 years	6.18%
Greater than 2 years	51.44%

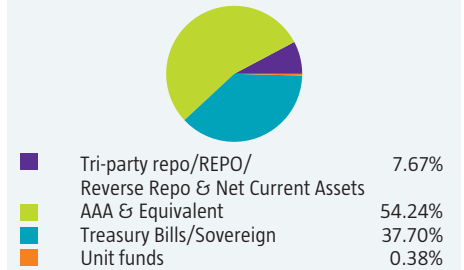
PORTFOLIO

Name of the Instruments	% to NAV
Equities	23.35
Listed	23.35
Banks	4.82
ICICI Bank Ltd	2.26
HDFC Bank Ltd	1.96
State Bank of India	0.60
IT - Software	1.94
Infosys Ltd	0.59
Tata Consultancy Services Ltd	0.51
Ltimindtree Ltd	0.48
HCL Technologies Ltd	0.36
Auto Components	1.46
Uno Minda Ltd	0.85
Schaeffler India Ltd	0.61
Chemicals & Petrochemicals	1.27
Deepak Nitrite Ltd	0.60
Vinati Organics Ltd	0.41
Navin Fluorine International Ltd	0.26
Pharmaceuticals & Biotechnology	1.18
Mankind Pharma Ltd	0.52
Divi's Laboratories Ltd	0.42
Innova Captab Ltd	0.24
Consumer Durables	1.15
Crompton Greaves Consumer Electricals Ltd	0.42
Cera Sanitaryware Ltd	0.34
TTK Prestige Ltd	0.24
Volta Ltd	0.15
Healthcare Services	1.14
Jupiter Life Line Hospitals Ltd	0.69
Max Healthcare Institute Ltd	0.45
Capital Markets	1.09
Multi Commodity Exchange Of India Ltd	0.74
Prudent Corporate Advisory Services Ltd	0.35
Insurance	1.09
SBI Life Insurance Co Ltd	0.63
ICICI Lombard General Insurance Co Ltd	0.46
Power	1.07
NTPC Ltd	1.07
Food Products	1.02
Mrs Bectors Food Specialities Ltd	0.63

Britannia Industries Ltd	0.39
Petroleum Products	0.99
Reliance Industries Ltd	0.99
Telecom - Services	0.98
Bharti Airtel Ltd	0.98
Finance	0.95
Bajaj Finance Ltd	0.63
REC Ltd	0.32
Beverages	0.76
United Spirits Ltd	0.76
Industrial Manufacturing	0.59
GMM Pfaudler Ltd	0.35
Titagarh Rail Systems Ltd	0.24
Construction	0.58
Larsen & Toubro Ltd	0.58
Paper, Forest & Jute Products	0.45
Century Textile & Industries Ltd	0.45
Realty	0.32
Brigade Enterprises Ltd	0.32
Agricultural Food & Other Products	0.32
Balrampur Chini Mills Ltd	0.32
Non - Ferrous Metals	0.12
Hindalco Industries Ltd	0.12
Leisure Services	0.06
Westlife Foodworld Ltd	0.06
Debt Instruments	41.56
National Bank For Agriculture & Rural Development	4.13
HDFC Bank Ltd	2.69
Reliance Industries Ltd	2.69
Indian Railway Finance Corporation Ltd	2.67
Small Industries Development Bank Of India	2.59
LIC Housing Finance Ltd	2.59
Kotak Mahindra Prime Ltd	2.58
National Bank For Agriculture & Rural Development	2.58
Small Industries Development Bank Of India	2.57
LIC Housing Finance Ltd	2.57
HDB Financial Services Ltd	2.57
HDFC Bank Ltd	2.57
HDB Financial Services Ltd	2.56
HDB Financial Services Ltd	2.06
Grasim industries Ltd	1.56
LIC Housing Finance Ltd	1.55
REC Ltd	1.03
Government Securities	28.38
7.30% GOI 2053 (19-JUN-2053)	12.04
GOI FRB 2033 (22-SEP-2033)	4.25
7.17% GOI 2030 (17-APR-2030)	4.19
7.32% GOI 2030 (13-NOV-2030)	2.12
7.18% GOI 2037 (24-JUL-2037)	2.11
7.18% GOI 2033 (14-AUG-2033)	2.10
7.10% GOI 2034 (08-APR-2034)	1.57
7.72% GOI 2055 (26-OCT-2055)	0.00
Alternative Investment Fund	0.29
CORPORATE DEBT MARKET DEVELOPMENT	
FUND CLASS A2	0.29
Money Market Instruments	3.40
Treasury Bills	0.50
TREPS	2.90
Other Current Assets	3.02
Grand Total (Net Asset)	100.00

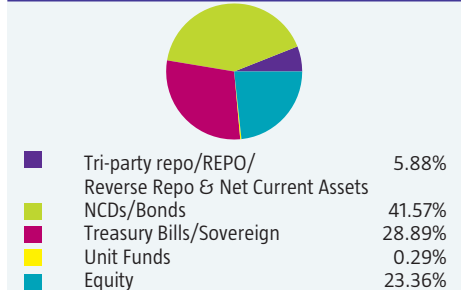
RATING PROFILE

(% to net assets)



ASSET ALLOCATION

(% to net assets)



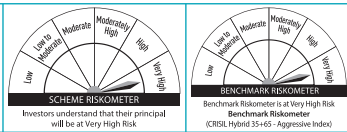
[§]Source ICRA MFI Explorer ● # Monthend AUM as on 30.08.2024 ● ^The expense ratios mentioned for the schemes includes GST on investment management fees. ● Please refer page no. 51 for disclaimers.

CANARA ROBECO EQUITY HYBRID FUND (CREHF)

(as on August 30, 2024)

This product is suitable for investors who are seeking*:

- Income/capital appreciation over long term
- Investment predominantly in equity and equity related instruments and a small portion in debt and money market instruments



*Investors should consult their financial advisers if in doubt about whether the product is suitable for them.

FUND INFORMATION

CATEGORY/TYPE: Aggressive Hybrid Fund - An open-ended hybrid scheme investing predominantly in equity and equity related instruments

SCHEME OBJECTIVE: To seek to generate long term capital appreciation and/or income from a portfolio constituted of equity and equity related securities as well as fixed income securities (debt and money market securities). However, there can be no assurance that the investment objective of the scheme will be realized

Monthend AUM[#] : ₹ 11,094.59 Crores
Monthly AVG AUM : ₹ 10,875.77 Crores

NAV: (as on August 30, 2024)
Direct Plan - Growth Option ₹ 398.6900
Regular Plan - Growth Option ₹ 355.9700
Regular Plan - Monthly IDCW (payout/reinvestment) ₹ 105.9500
Direct Plan - Monthly IDCW (payout/reinvestment) ₹ 138.1200

DATE OF ALLOTMENT: February 1, 1993

ASSET ALLOCATION: Equity and equity related instruments-65%-80%. (Risk - Very High)
Debt and money market instruments 20% to 35%. (Risk - Low to Medium)
REITs/InvITs - 0%-10% (Risk - Very High)

MINIMUM INVESTMENT:
₹ 5000 and in multiples of ₹ 1 thereafter
Subsequent purchases: Minimum amount of ₹ 1000 and multiples of ₹ 1 thereafter
SIP: For Any date/monthly frequency - ₹ 1000 and in multiples of ₹ 1 thereafter. For quarterly frequency - ₹ 2000 and in multiples of ₹ 1 thereafter **STP:** For Daily/Weekly/Monthly frequency - ₹ 1000 and in multiples of ₹ 1 thereafter. For quarterly frequency - ₹ 2000 and in multiples of ₹ 1 thereafter **SWP:** For monthly frequency - ₹ 1000 and in multiples of ₹ 1 thereafter. For quarterly frequency - ₹ 2000 and in multiples of ₹ 1 thereafter

PLANS / OPTIONS : **Regular Plan** - Monthly Payout of Income Distribution cum Capital Withdrawal Option
Regular Plan - Monthly Reinvestment of Income Distribution cum Capital Withdrawal Option
Regular Plan - Growth Option
Direct Plan - Monthly Payout of Income Distribution cum Capital Withdrawal Option
Direct Plan - Monthly Reinvestment of Income Distribution cum Capital Withdrawal Option
Direct Plan - Growth Option

ENTRY LOAD: Nil

EXIT LOAD: For any redemption / switch out upto 10% of units within 1 Year from the date of allotment - Nil. For any redemption / switch out more than 10% of units within 1 Year from the date of allotment - 1%. For any redemption / switch out after 1 Year from the date of allotment - Nil

EXPENSE RATIO[^]:
Regular Plan (%) : 1.71
Direct Plan (%) : 0.56

BENCHMARK: CRISIL Hybrid 35+65 - Aggressive Index

FUND MANAGER :
For Equity Portfolio 1) Ms. Ennette Fernandes
2) Mr. Shridatta Bhandwalder
For Debt Portfolio 3) Mr. Avnish Jain

TOTAL EXPERIENCE :
1) 12 Years 2) 15 Years 3) 27 Years

MANAGING THIS FUND:
1) Since 01-Oct-21 2) Since 5-July-16 3) Since 7-Oct-13

PRODUCT POSITIONING

Canara Robeco Equity Hybrid Fund aims to generating long term capital appreciation through a prudent mix of equity and debt portfolio, making it more suitable for the average investor as it takes away the burden of focusing on asset allocation between equity & debt. The fund invests in a careful blend of select stocks and debt securities which effectively spreads the risk.

QUANTITATIVE INFORMATION[§]

Equity Quants	
Standard Deviation	9.33
Portfolio Beta	1.01
Portfolio Turnover Ratio (Equity)	0.25 times
Portfolio Turnover Ratio (Total)	0.72 times
R-Squared	0.94
Sharpe Ratio	0.77
Debt Quants	
Annualised Portfolio YTM	7.41%
Modified Duration	3.33 Years
Residual Maturity	6.74 Years
Macaulay Duration	3.50 Years

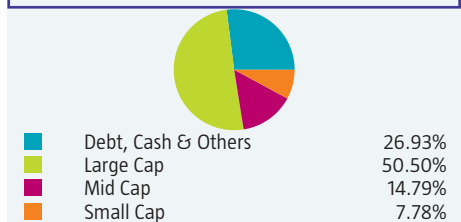
PORTFOLIO

Name of the Instruments	% to NAV
Equities	73.07
Listed	73.07
Banks	12.84
HDFC Bank Ltd	4.42
ICICI Bank Ltd	4.03
State Bank of India	2.24
Axys Bank Ltd	1.43
Indian Bank	0.72
IT - Software	8.32
Infosys Ltd	3.44
Tata Consultancy Services Ltd	1.38
HCL Technologies Ltd	1.31
Mphasis Ltd	0.70
Sonata Software Ltd	0.59
Coforge Ltd	0.46
Tech Mahindra Ltd	0.44
Finance	5.48
Power Finance Corporation Ltd	2.87
Cholamandalam Financial Holdings Ltd	1.12
PNB Housing Finance Ltd	0.70
Creditaccess Grameen Ltd	0.43
Jio Financial Services Ltd	0.36
Auto Components	4.39
Samvardhana Motherhood International Ltd	1.72
Uno Minda Ltd	1.02
Motherhood Sumi Wiring India Ltd	0.62
Sona Blw Precision Forgings Ltd	0.60
Bharat Forge Ltd	0.43
Construction	3.60
Larsen & Toubro Ltd	2.89
KEC International Ltd	0.71
Petroleum Products	3.28
Reliance Industries Ltd	2.64
Bharat Petroleum Corporation Ltd	0.64
Pharmaceuticals & Biotechnology	3.01
Cipla Ltd	1.16
Piramal Pharma Ltd	0.95
Divi's Laboratories Ltd	0.90
Insurance	2.90
ICICI Lombard General Insurance Co Ltd	1.10
Max Financial Services Ltd	0.94
SBI Life Insurance Co Ltd	0.86
Automobiles	2.64
TVS Motor Co Ltd	1.27
Tata Motors Ltd	1.26
Maruti Suzuki India Ltd	0.11
Power	2.26
NTPC Ltd	2.26
Telecom - Services	2.01
Bharti Airtel Ltd	2.01
Consumer Durables	1.92
Volta Ltd	1.15
Titan Co Ltd	0.77
Personal Products	1.90
Godrej Consumer Products Ltd	1.01
Dabur India Ltd	0.89
Electrical Equipment	1.80
CG Power and Industrial Solutions Ltd	0.92
ABB India Ltd	0.88
Chemicals & Petrochemicals	1.70
Deepak Nitrite Ltd	0.66
Vinati Organics Ltd	0.62
Navin Fluorine International Ltd	0.42
Retailing	1.66
Zomato Ltd	0.90
Avenue Supermarts Ltd	0.76
Diversified Fmcg	1.52
ITC Ltd	1.52
Capital Markets	1.39
BSE Ltd	0.70
Prudent Corporate Advisory Services Ltd	0.69
Cement & Cement Products	1.35
J.K. Cement Ltd	1.35
Consumable Fuels	1.35

Coal India Ltd	1.35
Realty	0.99
Oberoi Realty Ltd	0.99
Industrial Products	0.97
KEI Industries Ltd	0.97
Healthcare Services	0.94
Max Healthcare Institute Ltd	0.94
Transport Services	0.94
Interglobe Aviation Ltd	0.94
Household Products	0.87
Jyothy Labs Ltd	0.87
Beverages	0.86
United Spirits Ltd	0.86
Aerospace & Defense	0.70
Bharat Electronics Ltd	0.70
Entertainment	0.68
PVR Inox Ltd	0.68
Fertilizers & Agrochemicals	0.52
PI Industries Ltd	0.52
Non - Ferrous Metals	0.28
Hindalco Industries Ltd	0.28
Debt Instruments	11.70
Small Industries Development Bank Of India	0.91
Bajaj Finance Ltd	0.90
HDB Financial Services Ltd	0.45
Bajaj Finance Ltd	0.45
Bajaj Housing Finance Ltd	0.45
Kotak Mahindra Prime Ltd	0.45
National Bank For Agriculture & Rural Development	0.45
LC Housing Finance Ltd	0.45
HDB Financial Services Ltd	0.44
National Bank For Agriculture & Rural Development	0.41
HDFC Bank Ltd	0.39
LC Housing Finance Ltd	0.36
Kotak Mahindra Prime Ltd	0.36
National Bank For Agriculture & Rural Development	0.36
National Bank For Agriculture & Rural Development	0.31
LC Housing Finance Ltd	0.26
Indian Railway Finance Corporation Ltd	0.23
LC Housing Finance Ltd	0.23
LC Housing Finance Ltd	0.23
National Bank For Agriculture & Rural Development	0.23
HDFC Bank Ltd	0.23
HDFC Bank Ltd	0.23
HDB Financial Services Ltd	0.22
National Bank For Agriculture & Rural Development	0.22
Small Industries Development Bank Of India	0.22
LC Housing Finance Ltd	0.22
HDB Financial Services Ltd	0.22
HDB Financial Services Ltd	0.22
Small Industries Development Bank Of India	0.22
Power Finance Corporation Ltd	0.22
Small Industries Development Bank Of India	0.22
HDB Financial Services Ltd	0.22
HDFC Bank Ltd	0.22
Power Finance Corporation Ltd	0.19
LC Housing Finance Ltd	0.09
Power Finance Corporation Ltd	0.05
National Bank For Agriculture & Rural Development	0.01
Government Securities	11.10
7.30% GOI 2053 (19-JUN-2053)	2.13
GOI FRB 2033 (22-SEP-2033)	1.95
7.32% GOI 2030 (13-NOV-2030)	1.71
7.17% GOI 2030 (17-APR-2030)	1.28
7.23% GOI 2039 (15-APR-2039)	0.60
7.27% GOI 2026 (08-APR-2026)	0.50
GOI FRB 2034 (30-OCT-2034)	0.46
7.18% GOI 2033 (14-AUG-2033)	0.46
7.25% GOI 2063 (12-JUN-2063)	0.46
7.06% GOI 2028 (10-APR-2028)	0.45
7.10% GOI 2034 (08-APR-2034)	0.41
7.18% GOI 2037 (24-JUL-2037)	0.41
6.84% GUJARAT SDL 08-SEP-31	0.18
8.24% GOI 2027 (15-FEB-2027)	0.05
8.15% GOI 2026 (24-NOV-2026)	0.05
Money Market Instruments	2.98
Small Industries Development Bank Of India	0.22
Treasury Bills	0.09
TREPS	2.67
Net Current Assets	1.15

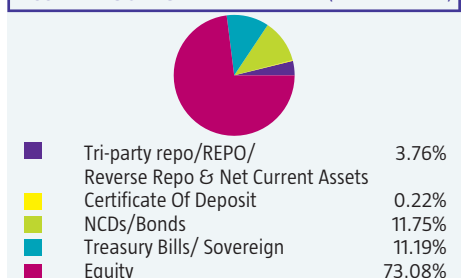
Grand Total (Net Asset) 100.00

MARKET CAPITALIZATION



ASSET ALLOCATION

(% to net assets)

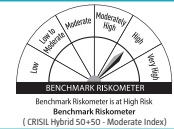


CANARA ROBECO BALANCED ADVANTAGE FUND

(as on August 30, 2024)

This product is suitable for investors who are seeking*:

- Long term capital appreciation with income generation
- Investment in a dynamically managed portfolio of equity & equity related instruments and debt & money market securities



*Investors should consult their financial advisers if in doubt about whether the product is suitable for them.

FUND INFORMATION

CATEGORY/TYPE: Balanced Advantage Fund - An open-ended Dynamic Asset Allocation Fund.

SCHEME OBJECTIVE:

The fund aims to generate long-term capital appreciation with income generation by dynamically investing in equity and equity related instruments and debt and money market instruments. However, there can be no assurance that the investment objective of the scheme will be realized.

Monthend AUM[#] : ₹ 1,437.47 Crores

Monthly AVG AUM : ₹ 1,272.05 Crores

NAV: (as on August 30, 2024)

Direct Plan - Growth Option ₹ 10.2900

Regular Plan - Growth Option ₹ 10.2800

Regular Plan -IDCW (payout/reinvestment) ₹ 10.2800

Direct Plan -IDCW (payout/reinvestment) ₹ 10.2900

DATE OF ALLOTMENT: 2nd August, 2024

ASSET ALLOCATION:

Equity and Equity-related Instruments 65% to 100% (Very High)

Debt and Money Market Instruments 0% to 35% (Low to Moderate)

MINIMUM INVESTMENT:

Lump sum Investment: Purchase: ₹ 5,000 and multiples of ₹ 1 thereafter.

SIP: For Any date/monthly frequency – ₹ 1000 and in multiples of ₹ 1 thereafter

For quarterly frequency – ₹ 2000 and in multiples of ₹ 1 thereafter

STP :For Daily/Weekly/Monthly frequency – ₹ 1000 and in multiples of ₹ 1 thereafter

For quarterly frequency – ₹ 2000 and in multiples of ₹ 1 thereafter

SWP :For Monthly frequency – ₹ 1000 and in multiples of ₹ 1 thereafter

For quarterly frequency – ₹ 2000 and in multiples of ₹ 1 thereafter

Auto Switch facility: (Applicable only at the time of NFO) During the NFO period, the investors can avail the Auto Switch Facility to switch units from the debt schemes of Canara Robeco Mutual Fund at the specified date in the Scheme which will be processed on the last date of the NFO. The provisions of minimum investment amount, applicable NAV and cut-off timing shall also be applicable to the Auto Switch facility. However, CRAMC reserves the right to extend or limit the said facility on such terms and conditions as may be decided from time to time.

Minimum redemption Amount: ₹ 1,000/- and in multiples of ₹ 1/- thereafter or the account balance, whichever is lower.

PLANS / OPTIONS :

Regular Plan - Reinvestment of Income Distribution cum Capital Withdrawal Option

Regular Plan - Payout of Income Distribution cum Capital Withdrawal Option

Regular Plan - Growth Option

Direct Plan - Reinvestment of Income Distribution cum Capital Withdrawal Option

Direct Plan - Payout of Income Distribution cum Capital Withdrawal Option

Direct Plan - Growth Option

ENTRY LOAD: Nil

EXIT LOAD:

1% - if redeemed/switched out above 12% of allotted units within 365 days from the date of allotment.

Nil - if redeemed/switched out upto 12% of allotted units within 365 days from the date of allotment, Nil - if redeemed/switched out after 365 days from the date of allotment

EXPENSE RATIO[^]:

Regular Plan (%) : 2.06

Direct Plan (%) : 0.41

BENCHMARK: CRISIL Hybrid 50+50 – Moderate Index

FUND MANAGER : 1) Mr. Shridatta Bhandwadar

2) Ms. Ennette Fernandes 3) Ms. Suman Prasad

4) Mr. Amit Kadam (Dedicated Fund Manager for Overseas investments)

TOTAL EXPERIENCE : 1) 15 Years 2) 12 Years
3) 24 Years 4) 11 Years

MANAGING THIS FUND :

1) Since 02-Aug.-24 2) Since 02-Aug.-24

3) Since 02-Aug.-24 4) Since 02-Aug.-24

PRODUCT POSITIONING

Canara Robeco Balanced Advantage Fund aims to generating long term capital appreciation by managing equity and debt allocations dynamically. The Fund aims for steady growth, especially during market ups and downs making it more suitable for investors as it takes away the burden of readjusting asset allocation between equity & debt. The fund invests in a careful blend of select stocks and debt securities and it uses an in-house allocation model seeking to limit the downside risk during a falling market and aiming to capture reasonable growth in a rising market.

QUANTITATIVE INFORMATION[§]

Debt Quants

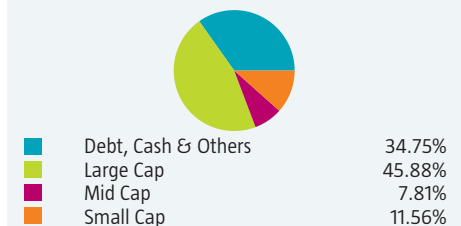
Annualised Portfolio YTM	7.24%
Modified Duration	2.72 Years
Residual Maturity	4.27 Years
Macaulay Duration	2.87 Years

PORTFOLIO

Name of the Instruments	% to NAV
Equities Listed	65.25
Banks	10.84
ICICI Bank Ltd	3.35
HDFC Bank Ltd	2.87
State Bank of India	2.23
Axis Bank Ltd	1.67
Indian Bank	0.72
IT - Software	6.62
Infosys Ltd	3.11
HCL Technologies Ltd	2.00
Mphasis Ltd	0.79
Sonata Software Ltd	0.72
Finance	4.45
Power Finance Corporation Ltd	2.15
Cholamandalam Financial Holdings Ltd	0.98
Shriram Finance Ltd	0.73
PNB Housing Finance Ltd	0.59
Retailing	3.41
Zomato Ltd	0.88
FSN E-Commerce Ventures Ltd	0.62
Avenue Supermarts Ltd	0.55
Arvind Fashions Ltd	0.47
Vedant Fashions Ltd	0.45
Shoppers Stop Ltd	0.44
Automobiles	3.29
TVS Motor Co Ltd	1.61
Mahindra & Mahindra Ltd	1.15
Tata Motors Ltd	0.53
Construction	3.21
Larsen & Toubro Ltd	2.68
KEC International Ltd	0.53
Petroleum Products	3.17
Reliance Industries Ltd	2.49
Bharat Petroleum Corporation Ltd	0.68
Pharmaceuticals & Biotechnology	2.78
Cipla Ltd	1.13
Divi's Laboratories Ltd	0.93
Piramal Pharma Ltd	0.72

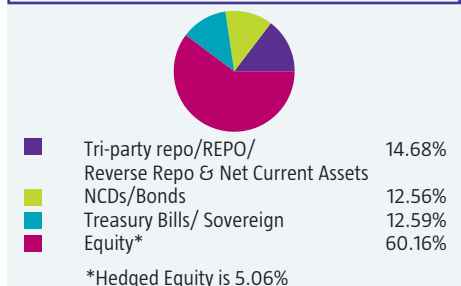
Consumer Durables	2.72
Crompton Greaves Consumer Electricals Ltd	1.13
Voltas Ltd	0.63
Safari Industries (India) Ltd	0.53
Greenply Industries Ltd	0.43
Insurance	2.59
ICICI Lombard General Insurance Co Ltd	1.39
SBI Life Insurance Co Ltd	1.20
Telecom - Services	2.36
Bharti Airtel Ltd	2.36
Power	1.87
NTPC Ltd	1.87
Diversified Fmcg	1.72
ITC Ltd	1.72
Industrial Products	1.46
KEL Industries Ltd	0.74
Cummins India Ltd	0.72
Consumable Fuels	1.33
Coal India Ltd	1.33
Beverages	1.24
Varun Beverages Ltd	0.64
United Spirits Ltd	0.60
Cement & Cement Products	1.19
J.K. Cement Ltd	0.64
Ultratech Cement Ltd	0.55
Auto Components	1.19
Samvardhana Motherson International Ltd	0.67
Motherson Sumi Wiring India Ltd	0.45
Apollo Tyres Ltd	0.07
Non - Ferrous Metals	1.19
Hindalco Industries Ltd	1.19
Transport Services	1.12
Interglobe Aviation Ltd	1.12
Aerospace & Defense	0.97
Bharat Electronics Ltd	0.97
Chemicals & Petrochemicals	0.94
Deepak Nitrite Ltd	0.49
Vinati Organics Ltd	0.45
Oil	0.92
Oil & Natural Gas Corporation Ltd	0.92
Realty	0.88
Brigade Enterprises Ltd	0.88
Entertainment	0.69
PVR Inox Ltd	0.69
Healthcare Services	0.58
Metropolis Healthcare Ltd	0.58
Electrical Equipment	0.55
CG Power and Industrial Solutions Ltd	0.55
Agricultural Food & Other Products	0.55
CCL Products (India) Ltd	0.55
Food Products	0.52
Mrs Bectors Food Specialities Ltd	0.52
Household Products	0.49
Jyothy Labs Ltd	0.49
Fertilizers & Agrochemicals	0.41
Sumitomo Chemical India Ltd	0.41
Total Equity Holdings	65.25
Debt Instruments	12.57
Government Securities	8.92
Money Market Instruments	12.89
Treasury Bills	3.67
TREPS	9.22
Net Current Assets	0.37
Grand Total (Net Asset)	100.00

MARKET CAPITALIZATION



ASSET ALLOCATION

(% to net assets)



[§]Source ICRA MFI Explorer ● # Monthend AUM as on 30.08.2024 ● ^The expense ratios mentioned for the schemes includes GST on investment management fees. ● Please refer page no. 51 for disclaimers.

PERFORMANCE AT A GLANCE

(as on August 30, 2024)

EQUITY SCHEMES

CANARA ROBECO FLEXICAP FUND

Fund Managers: (1) Mr. Shridatta Bhandwadar is managing the scheme since 5-July-16 (2) Mr. Pranav Gokhale is managing the scheme since 06-November-23.

Period	Returns (%)			Current Value of Standard Investment of ₹ 10000		
	Scheme	BSE 500 TRI ^{#*}	BSE SENSEX TRI ^{##}	Scheme	BSE 500 TRI ^{#*}	BSE SENSEX TRI ^{##}
Last 1 Year	37.98	41.14	28.63	13798	14114	12863
Last 3 Years	15.12	18.91	14.15	15254	16814	14875
Last 5 Years	21.62	22.86	18.54	26633	28023	23425
Since Inception	18.31	17.23*	17.58	339870	282607*	298257

The past performance may or may not be sustained in the future. Returns are based on NAV of Regular Plan – Growth Option and are calculated on compounded annualized basis for a period of more than (or equal to) a year and Simple annualized basis for a period less than a year. Inception Date: September 16, 2003. Different plans have a different expense structure. *Since inception return for the benchmark is Composite return - "As TRI data is not available since inception of the scheme, benchmark performance is calculated using composite CAGR of BSE 500 TRI Index. PRI values from 16th Sept 2003 to 1st Aug, 2006 and TRI values since 1st Aug, 2006 are considered. Since inception market value of Rs.10,000 invested for benchmark is calculated using rebased value of TR Index

CANARA ROBECO INFRASTRUCTURE

Fund Manager: (1) Mr. Vishal Mishra is managing the scheme since 26-June-21 (2) Mr. Shridatta Bhandwadar is managing the scheme since 29-September-18.

Period	Returns (%)			Current Value of Standard Investment of ₹ 10000		
	Scheme	BSE India Infrastructure TRI [#]	BSE SENSEX TRI ^{##}	Scheme	BSE India Infrastructure TRI [#]	BSE SENSEX TRI ^{##}
Last 1 Year	67.64	108.64	28.63	16764	20864	12863
Last 3 Years	32.55	46.12	14.15	23286	31200	14875
Last 5 Years	31.84	37.03	18.54	39888	48402	23425
Since Inception	16.10	-	15.21	164540	-	142271

The past performance may or may not be sustained in the future. Returns are based on NAV of Regular Plan – Growth Option and are calculated on compounded annualized basis for a period of more than (or equal to) a year and Simple annualized basis for a period less than a year. Inception Date: December 2, 2005. Different plans have a different expense structure.

CANARA ROBECO EMERGING EQUITIES

Fund Manager: (1) Mr. Amit Nadekar is managing the scheme since 28-August-23. (2) Mr. Shridatta Bhandwadar is managing the scheme since 01-October-19.

Period	Returns (%)			Current Value of Standard Investment of ₹ 10000		
	Scheme	NIFTY Large Midcap 250 TRI [#]	BSE SENSEX TRI ^{##}	Scheme	NIFTY Large Midcap 250 TRI [#]	BSE SENSEX TRI ^{##}
Last 1 Year	42.53	44.18	28.63	14253	14418	12863
Last 3 Years	17.69	21.99	14.15	16303	18152	14875
Last 5 Years	24.47	25.93	18.54	29915	31709	23425
Since Inception	18.15	-	16.19	257900	-	186026

The past performance may or may not be sustained in the future. Returns are based on NAV of Regular Plan – Growth Option and are calculated on compounded annualized basis for a period of more than (or equal to) a year and Simple annualized basis for a period less than a year. Inception Date: March 11, 2005. Different plans have a different expense structure.

CANARA ROBECO CONSUMER TRENDS FUND

Fund Manager: (1) Ms. Ennette Fernandes is managing the scheme since 01-October-21. (2) Mr. Shridatta Bhandwadar is managing the scheme since 01-October-19.

Period	Returns (%)			Current Value of Standard Investment of ₹ 10000		
	Scheme	BSE 100 TRI [#]	BSE SENSEX TRI ^{##}	Scheme	BSE 100 TRI [#]	BSE SENSEX TRI ^{##}
Last 1 Year	43.17	36.93	28.63	14317	13693	12863
Last 3 Years	20.63	17.05	14.15	17554	16035	14875
Last 5 Years	24.46	20.67	18.54	29900	25613	23425
Since Inception	17.62	13.54	12.99	113560	66893	62229

The past performance may or may not be sustained in the future. Returns are based on NAV of Regular Plan – Growth Option and are calculated on compounded annualized basis for a period of more than (or equal to) a year and Simple annualized basis for a period less than a year. Inception Date: September 14, 2009. Different plans have a different expense structure.

● Scheme Benchmark # ● Additional Benchmark ## ● - :Corresponding Benchmark values not available ● Load is not taken into consideration for computation of returns. Returns of IDCW Option under the scheme for the investor would be net of tax deducted at source.

PERFORMANCE AT A GLANCE

(as on August 30, 2024)

EQUITY SCHEMES

CANARA ROBECO BLUE CHIP EQUITY FUND

Fund Manager: (1) Mr. Shridatta Bhandwalidar is managing the scheme since 05-July-16 (2) Mr. Vishal Mishra is managing the scheme since 01-June-21.

Period	Returns (%)			Current Value of Standard Investment of ₹ 10000		
	Scheme	BSE 100 TRI [#]	BSE SENSEX TRI ^{##}	Scheme	BSE 100 TRI [#]	BSE SENSEX TRI ^{##}
Last 1 Year	37.04	36.93	28.63	13704	13693	12863
Last 3 Years	14.90	17.05	14.15	15171	16035	14875
Last 5 Years	20.96	20.67	18.54	25918	25613	23425
Since Inception	13.97	13.17	14.78	62670	56825	69285

The past performance may or may not be sustained in the future. Returns are based on NAV of Regular Plan – Growth Option and are calculated on compounded annualized basis for a period of more than (or equal to) a year and Simple annualized basis for a period less than a year. Inception Date: August 20, 2010. Different plans have a different expense structure.

CANARA ROBECO ELSS TAX SAVER - Regular Plan Growth option

Fund Manager: (1) Mr. Vishal Mishra is managing the scheme since 26-June-21 (2) Mr. Shridatta Bhandwalidar is managing the scheme since 01-October-19.

Period	Returns (%)			Current Value of Standard Investment of ₹ 10000		
	Scheme	BSE 500 TRI [#]	BSE SENSEX TRI ^{##}	Scheme	BSE 500 TRI [#]	BSE SENSEX TRI ^{##}
Last 1 Year	39.67	41.14	28.63	13967	14114	12863
Last 3 Years	16.31	18.91	14.15	15734	16814	14875
Last 5 Years	23.61	22.86	18.54	28891	28023	23425
Since Inception	20.05	18.39	16.73	172454	138742	111336

The past performance may or may not be sustained in the future. Returns are based on NAV of Regular Plan – Growth Option and are calculated on compounded annualized basis for a period of more than (or equal to) a year and Simple annualized basis for a period less than a year. Inception date of Regular Plan Growth Option : 02-February-2009. Inception date of Scheme March 31, 1993. Different plans have a different expense structure.

CANARA ROBECO ELSS TAX SAVER - Regular Plan IDCW Option

Fund Manager: (1) Mr. Vishal Mishra is managing the scheme since 26-June-21 (2) Mr. Shridatta Bhandwalidar is managing the scheme since 01-October-19.

Period	Returns (%)			Current Value of Standard Investment of ₹ 10000		
	Scheme	BSE 500 TRI [#]	BSE SENSEX TRI ^{###}	Scheme	BSE 500 TRI [#]	BSE SENSEX TRI ^{###}
Last 1 Year	39.68	41.14	28.63	13968	14114	12863
Last 3 Years	16.32	18.91	14.15	15737	16814	14875
Last 5 Years	23.62	22.86	18.54	28906	28023	23425
Since Inception	15.58	-	13.65**	948073	-	558657**

The past performance may or may not be sustained in the future. Returns are based on NAV of Regular Plan - IDCW Option and are calculated on compounded annualized basis for a period of more than (or equal to) a year and Simple annualized basis for a period less than a year. Inception Date: March 31, 1993. Different plans have a different expense structure. ** Since inception return for the benchmark is Composite return - "As TRI data is not available since inception of the scheme, benchmark performance is calculated using composite CAGR of BSE SENSEX TRI Index. PRI values from 31 March 1993 to 19 Aug, 1996 and TRI values since 19 Aug, 1996 are considered." Since inception market value of Rs.10,000 invested for benchmark is calculated using rebased value of TR Index

CANARA ROBECO EQUITY HYBRID FUND

Fund Manager: (1) Ms. Ennette Fernandes is managing the scheme since 01-October-21 (2) Mr. Shridatta Bhandwalidar is managing the scheme since 05-July-16 (3) Mr. Avnish Jain is managing the scheme since 07-October-13.

Period	Returns (%)			Current Value of Standard Investment of ₹ 10000		
	Scheme	CRISIL Hybrid 35+65 - Aggressive Index [#]	BSE SENSEX TRI ^{##}	Scheme	CRISIL Hybrid 35+65 - Aggressive Index [#]	BSE SENSEX TRI ^{##}
Last 1 Year	30.57	28.39	28.63	13057	12839	12863
Last 3 Years	13.48	13.85	14.15	14612	14755	14875
Last 5 Years	18.17	17.00	18.54	23061	21940	23425
Since Inception	11.97	-	13.06	355970	-	483965

The past performance may or may not be sustained in the future. Returns are based on NAV of Regular Plan – Growth Option and are calculated on compounded annualized basis for a period of more than (or equal to) a year and Simple annualized basis for a period less than a year. Inception Date: February 1, 1993. Different plans have a different expense structure.

Scheme Benchmark[#] ● Additional Benchmark^{##} ● -: Corresponding Benchmark values not available ● Load is not taken into consideration for computation of returns. Returns of IDCW Option under the scheme for the investor would be net of tax deducted at source.

PERFORMANCE AT A GLANCE

(as on August 30, 2024)

EQUITY SCHEMES

CANARA ROBECO SMALL CAP FUND

Fund Manager: (1) Mr. Pranav Gokhale is managing the scheme since 06-November-23. (2) Mr. Shridatta Bhandwadar is managing the scheme since 01-October-19.

Period	Returns (%)			Current Value of Standard Investment of ₹ 10000		
	Scheme	NIFTY Small Cap 250 TRI [#]	BSE SENSEX TRI ^{##}	Scheme	NIFTY Small Cap 250 TRI [#]	BSE SENSEX TRI ^{##}
Last 1 Year	40.96	53.26	28.63	14096	15326	12863
Last 3 Years	25.84	28.12	14.15	19927	21030	14875
Last 5 Years	36.08	33.46	18.54	46746	42408	23425
Since Inception	29.04	28.63	17.68	41090	40374	24653

The past performance may or may not be sustained in the future. Returns are based on NAV of Regular Plan – Growth Option and are calculated on compounded annualized basis for a period of more than (or equal to) a year and Simple annualized basis for a period less than a year. Inception Date: February 15, 2019. Different plans have a different expense structure.

CANARA ROBECO FOCUSED EQUITY FUND

Fund Manager: (1) Mr. Shridatta Bhandwadar is managing the scheme since 17-May-21. (2) Mr. Amit Kadam is managing the scheme since 10-April-24.

Period	Returns (%)			Current Value of Standard Investment of ₹ 10000		
	Scheme	BSE 500 TRI [#]	BSE SENSEX TRI ^{##}	Scheme	BSE 500 TRI [#]	BSE SENSEX TRI ^{##}
Last 1 Year	39.74	41.14	28.63	13974	14114	12863
Last 3 Years	17.88	18.91	14.15	16380	16814	14875
Since Inception	22.33	22.33	18.28	19410	19412	17375

The past performance may or may not be sustained in the future. Returns are based on NAV of Regular Plan – Growth Option and are calculated on compounded annualized basis for a period of more than (or equal to) a year and Simple annualized basis for a period less than a year. Inception Date: May 17, 2021. Different plans have a different expense structure. The scheme has been in existence for more than 3 years but less than 5 years.

CANARA ROBECO VALUE FUND

Fund Manager: (1) Mr. Vishal Mishra (Fund Manager) is managing the scheme Since 03-September -21
(2) Ms. Silky Jain (Assistant Fund Manager) is managing the scheme Since 01-October -21

Period	Returns (%)			Current Value of Standard Investment of ₹ 10000		
	Scheme	BSE 500 TRI [#]	BSE SENSEX TRI ^{##}	Scheme	BSE 500 TRI [#]	BSE SENSEX TRI ^{##}
Last 1 Year	42.88	41.14	28.63	14288	14114	12863
Since Inception	23.62	18.42	13.81	18860	16583	14727

The past performance may or may not be sustained in the future. Returns are based on NAV of Regular Plan – Growth Option and are calculated on compounded annualized basis for a period of more than (or equal to) a year and Simple annualized basis for a period less than a year. Inception Date: September 03, 2021. Different plans have a different expense structure. The scheme has been in existence for more than 1 year but less than 3 years.

CANARA ROBECO MID CAP FUND

Fund Manager: (1) Mr. Pranav Gokhale is managing the scheme since 06-November-23. (2) Mr. Shridatta Bhandwadar is managing the scheme 02-December-22.

Period	Returns (%)			Current Value of Standard Investment of ₹ 10000		
	Scheme	BSE 150 Mid Cap TRI [#]	BSE SENSEX TRI ^{##}	Scheme	BSE 150 Mid Cap TRI [#]	BSE SENSEX TRI ^{##}
Last 1 Year	46.72	53.52	28.63	14672	15352	12863
Since Inception	36.63	41.40	18.34	17240	18305	13416

The past performance may or may not be sustained in the future. Returns are based on NAV of Regular Plan – Growth Option and are calculated on compounded annualized basis for a period of more than (or equal to) a year and Simple annualized basis for a period less than a year. Inception Date: December 02, 2022. Different plans have a different expense structure. The scheme has been in existence for more than 1 year but less than 3 years.

CANARA ROBECO MULTI CAP FUND

Fund Manager: (1) Mr. Shridatta Bhandwadar is managing the scheme since 28-July-23 (2) Mr. Vishal Mishra is managing the scheme since 28-July-23.

Period	Returns (%)			Current Value of Standard Investment of ₹ 10000		
	Scheme	NIFTY 500 Multicap 50:25:25 Index TRI [#]	BSE SENSEX TRI ^{##}	Scheme	NIFTY 500 Multicap 50:25:25 Index TRI [#]	BSE SENSEX TRI ^{##}
Last 1 Year	42.67	44.95	28.63	14267	14495	12863
Since Inception	40.57	43.11	18.34	14510	14797	13416

The past performance may or may not be sustained in the future. Returns are based on NAV of Regular Plan – Growth Option and are calculated on compounded annualized basis for a period of more than (or equal to) a year and Simple annualized basis for a period less than a year. Inception Date: July 28, 2023. Different plans have a different expense structure. The scheme has been in existence for more than 1 year but less than 3 years.

Scheme Benchmark[#] ● Additional Benchmark^{##} ● - :Corresponding Benchmark values not available ● Load is not taken into consideration for computation of returns. Returns of IDCW Option under the scheme for the investor would be net of tax deducted at source.

PERFORMANCE AT A GLANCE

(as on August 30, 2024)

INCOME / DEBT SCHEMES

CANARA ROBECO CONSERVATIVE HYBRID FUND - Regular Plan Growth option

Fund Manager: (1) Mr. Avnish Jain is managing the scheme since 07-October-13 (2) Mr. Amit Kadam is managing the scheme since 10-April-24.

Period	Returns (%)			Current Value of Standard Investment of ₹ 10000		
	Scheme	CRISIL Hybrid 85+15 - Conservative Index [#]	CRISIL 10 Year Gilt Index ^{##}	Scheme	CRISIL Hybrid 85+15 - Conservative Index [#]	CRISIL 10 Year Gilt Index ^{##}
Last 1 Year	13.51	12.84	8.82	11351	11284	10882
Last 3 Years	7.45	7.69	5.05	12407	12488	11592
Last 5 Years	9.89	9.21	5.28	16032	15541	12939
Since Inception	10.21	8.97	6.22	83510	65209	37338

The past performance may or may not be sustained in the future. Returns are based on NAV of Regular Plan – Growth Option and are calculated on compounded annualized basis for a period of more than (or equal to) a year and Simple annualized basis for a period less than a year. Inception date of Regular Plan Growth Option : 05-November-2002. Inception date of Scheme April 24, 1988. Different plans have a different expense structure. As per the provisions of SEBI circular dated April 12, 2018 (Performance disclosure post consolidation/ Merger of Schemes), the past performance of aforesaid scheme is based on the historical NAV of Canara Robeco Income Saver Fund (erstwhile Canara Robeco Monthly Income Plan) and hence may not be comparable.

CANARA ROBECO CONSERVATIVE HYBRID FUND - Regular Plan Monthly IDCW Option

Fund Manager: (1) Mr. Avnish Jain is managing the scheme since 07-October-13 (2) Mr. Amit Kadam is managing the scheme since 10-April-24.

Period	Returns (%)			Current Value of Standard Investment of ₹ 10000		
	Scheme	CRISIL Hybrid 85+15 - Conservative Index [#]	CRISIL 10 Year Gilt Index ^{##}	Scheme	CRISIL Hybrid 85+15 - Conservative Index [#]	CRISIL 10 Year Gilt Index ^{##}
Last 1 Year	13.51	12.84	8.82	11351	11284	10882
Last 3 Years	7.46	7.69	5.05	12408	12488	11592
Last 5 Years	9.89	9.21	5.28	16035	15541	12939
Since Inception	9.71	-	-	291034	-	-

The past performance may or may not be sustained in the future. Returns are based on NAV of Regular Plan Monthly IDCW Option and are calculated on compounded annualized basis for a period of more than (or equal to) a year and Simple annualized basis for a period less than a year. Inception Date: April 24, 1988. Different plans have a different expense structure. As per the provisions of SEBI circular dated April 12, 2018 (Performance disclosure post consolidation/ Merger of Schemes), the past performance of aforesaid scheme is based on the historical NAV of Canara Robeco Income Saver Fund (erstwhile Canara Robeco Monthly Income Plan) and hence may not be comparable.

CANARA ROBECO SHORT DURATION FUND

Fund Manager: (1) Ms. Suman Prasad is managing the scheme since 16-September-12. (2) Mr. Avnish Jain is managing the scheme since 18-July-22

Period	Returns (%)			Current Value of Standard Investment of ₹ 10000		
	Scheme	CRISIL Short Duration Debt A-II Index [#]	CRISIL 10 Year Gilt Index ^{##}	Scheme	CRISIL Short Duration Debt A-II Index [#]	CRISIL 10 Year Gilt Index ^{##}
Last 1 Year	6.85	7.65	8.82	10685	10765	10882
Last 3 Years	4.85	5.63	5.05	11527	11786	11592
Last 5 Years	5.55	6.36	5.28	13106	13617	12939
Since Inception	6.71	7.77	6.64	23820	27167	23601

The past performance may or may not be sustained in the future. Returns are based on NAV of Regular Plan – Growth Option and are calculated on compounded annualized basis for a period of more than (or equal to) a year and Simple annualized basis for a period less than a year. Inception Date: April 25, 2011. Different plans have a different expense structure. As per the provisions of SEBI circular dated April 12, 2018 (Performance disclosure post consolidation/ Merger of Schemes), the past performance of aforesaid scheme is based on the historical NAV of Canara Robeco Short Duration Fund (erstwhile Canara Robeco Yield Advantage Fund) and hence may not be comparable.

CANARA ROBECO INCOME FUND

Fund Manager: (1) Mr. Avnish Jain is managing the scheme since 25-June-14 (2) Mr. Kunal Jain is managing the scheme since 18-July-22

Period	Returns (%)			Current Value of Standard Investment of ₹ 10000		
	Scheme	CRISIL Medium to Long Duration Debt A-III Index [#]	CRISIL 10 Year Gilt Index ^{##}	Scheme	CRISIL Medium to Long Duration Debt A-III Index [#]	CRISIL 10 Year Gilt Index ^{##}
Last 1 Year	7.34	8.26	8.82	10734	10826	10882
Last 3 Years	4.42	5.51	5.05	11386	11745	11592
Last 5 Years	5.21	6.80	5.28	12892	13900	12939
Since Inception	7.85	7.66	6.32	52566	50616	38424

The past performance may or may not be sustained in the future. Returns are based on NAV of Regular Plan – Growth Option and are calculated on compounded annualized basis for a period of more than (or equal to) a year and Simple annualized basis for a period less than a year. Inception Date: September 19, 2002. Different plans have a different expense structure.

Scheme Benchmark[#] ● Additional Benchmark^{##} ● - : Corresponding Benchmark values not available ● Load is not taken into consideration for computation of returns. Returns of IDCW Option under the scheme for the investor would be net of tax deducted at source.

PERFORMANCE AT A GLANCE

(as on August 30, 2024)

INCOME / DEBT SCHEMES

CANARA ROBECO LIQUID FUND

Fund Manager: (1) Mr. Kunal Jain is managing the scheme since 18-July-22 (2) Mr. Avnish Jain is managing the scheme since 01-April-22

Period	Returns (%)			Current Value of Standard Investment of ₹ 10000		
	Scheme	CRISIL Liquid Debt A-I Index [#]	CRISIL 1 Year T-Bill Index ^{##}	Scheme	CRISIL Liquid Debt A-I Index [#]	CRISIL 1 Year T-Bill Index ^{##}
Last 1 Year	7.33	7.32	7.50	10733	10732	10750
Last 3 Years	5.97	6.06	5.67	11901	11929	11801
Last 5 Years	5.09	5.31	5.54	12822	12954	13099
Since Inception	6.97	6.81	6.32	29662	28945	26883
Last 7 Days	6.71	6.79	6.29	10013	10013	10012
Last 15 Days	6.79	6.86	6.58	10028	10028	10027
Last 30 Days	6.79	6.85	7.26	10056	10056	10060

The past performance may or may not be sustained in the future. Returns are based on NAV of Regular Plan – Growth Option and are calculated on compounded annualized basis for a period of more than (or equal to) a year and Simple annualized basis for a period less than a year. Inception Date: January 15, 2002. The face value was changed to ₹ 1000 w.e.f August 20, 2011. Different plans have a different expense structure.

CANARA ROBECO ULTRA SHORT TERM FUND

Fund Manager: (1) Ms. Suman Prasad is managing the scheme since 12-April-11 (2) Mr. Avnish Jain is managing the scheme since 01-April-22

Period	Returns (%)			Current Value of Standard Investment of ₹ 10000		
	Scheme	CRISIL Ultra Short Duration Debt A-I Index [#]	CRISIL 1 Year T-Bill Index ^{##}	Scheme	CRISIL Ultra Short Duration Debt A-I Index [#]	CRISIL 1 Year T-Bill Index ^{##}
Last 1 Year	6.56	7.57	7.50	10656	10757	10750
Last 3 Years	5.19	6.24	5.67	11640	11991	11801
Last 5 Years	4.76	5.88	5.54	12619	13308	13099
Since Inception (CAGR)	6.80	7.43	6.32	28898	31790	26889

The past performance may or may not be sustained in the future. Returns are based on NAV of Regular Plan – Growth Option and are calculated on compounded annualized basis for a period of more than (or equal to) a year and Simple annualized basis for a period less than a year. Inception Date: September 16, 2003. The face value was changed to ₹ 1000 w.e.f August 20, 2011. Different plans have a different expense structure.

CANARA ROBECO DYNAMIC BOND FUND

Fund Manager: (1) Mr. Kunal Jain is managing the scheme since 18-July-22 (2) Mr. Avnish Jain is managing the scheme since 01-April-22

Period	Returns (%)			Current Value of Standard Investment of ₹ 10000		
	Scheme	CRISIL Dynamic Bond A-III Index [#]	CRISIL 10 Year Gilt Index ^{##}	Scheme	CRISIL Dynamic Bond A-III Index [#]	CRISIL 10 Year Gilt Index ^{##}
Last 1 Year	7.59	8.39	8.82	10759	10839	10882
Last 3 Years	4.95	5.61	5.05	11561	11779	11592
Last 5 Years	5.13	6.82	5.28	12844	13913	12939
Since Inception (CAGR)	6.96	7.83	6.02	27934	31598	24427

The past performance may or may not be sustained in the future. Returns are based on NAV of Regular Plan – Growth Option and are calculated on compounded annualized basis for a period of more than (or equal to) a year and Simple annualized basis for a period less than a year. Inception Date: May 29, 2009. Different plans have a different expense structure.

CANARA ROBECO CORPORATE BOND FUND

Fund Manager: (1) Mr. Avnish Jain is managing the scheme since 07-February-14. (2) Ms. Suman Prasad is managing the scheme since 18-July-22

Period	Returns (%)			Current Value of Standard Investment of ₹ 10000		
	Scheme	CRISIL Corporate Debt A-II Index [#]	CRISIL 10 Year Gilt Index ^{##}	Scheme	CRISIL Corporate Debt A-II Index [#]	CRISIL 10 Year Gilt Index ^{##}
Last 1 Year	7.01	7.60	8.82	10701	10760	10882
Last 3 Years	4.85	5.55	5.05	11526	11759	11592
Last 5 Years	5.67	6.59	5.28	13180	13764	12939
Since Inception	7.00	8.27	7.19	20447	23162	20822

The past performance may or may not be sustained in the future. Returns are based on NAV of Regular Plan – Growth Option and are calculated on compounded annualized basis for a period of more than (or equal to) a year and Simple annualized basis for a period less than a year. Inception Date: February 07, 2014. Different plans have a different expense structure.

Scheme Benchmark[#] ● Additional Benchmark^{##} ● -: Corresponding Benchmark values not available ● Load is not taken into consideration for computation of returns. Returns of IDCW Option under the scheme for the investor would be net of tax deducted at source.

PERFORMANCE AT A GLANCE

(as on August 30, 2024)

INCOME / DEBT SCHEMES

CANARA ROBECO SAVINGS FUND

Fund Manager: (1) Mr. Kunal Jain is managing the scheme since 18-July-22 (2) Mr. Avnish Jain is managing the scheme since 01-April-22

Period	Returns (%)			Current Value of Standard Investment of ₹ 10000		
	Scheme	CRISIL Low Duration Debt A-I Index [#]	CRISIL 1 Year T-Bill Index ^{##}	Scheme	CRISIL Low Duration Debt A-I Index [#]	CRISIL 1 Year T-Bill Index ^{##}
Last 1 Year	7.13	7.49	7.50	10713	10749	10750
Last 3 Years	5.63	6.02	5.67	11786	11917	11801
Last 5 Years	5.51	6.04	5.54	13082	13411	13099
Since Inception	7.31	7.23	6.10	39612	39003	31722

The past performance may or may not be sustained in the future. Returns are based on NAV of Regular Plan – Growth Option and are calculated on compounded annualized basis for a period of more than (or equal to) a year and Simple annualized basis for a period less than a year. Inception Date: March 4, 2005. Different plans have a different expense structure.

CANARA ROBECO GILT FUND

Fund Manager: (1) Mr. Kunal Jain is managing the scheme since 18-July-22 (2) Mr. Avnish Jain is managing the scheme since 01-April-22

Period	Returns (%)			Current Value of Standard Investment of ₹ 10000		
	Scheme	CRISIL Dynamic Gilt Index [#]	CRISIL 10 Year Gilt Index ^{##}	Scheme	CRISIL Dynamic Gilt Index [#]	CRISIL 10 Year Gilt Index ^{##}
Last 1 Year	8.53	9.36	8.82	10853	10936	10882
Last 3 Years	5.48	6.06	5.05	11734	11930	11592
Last 5 Years	5.59	6.63	5.28	13130	13788	12939
Since Inception	8.29	8.51	-	71470	75182	-

The past performance may or may not be sustained in the future. Returns are based on NAV of Regular Plan – Growth Option and are calculated on compounded annualized basis for a period of more than (or equal to) a year and Simple annualized basis for a period less than a year. Inception Date: December 29, 1999. Different plans have a different expense structure.

CANARA ROBECO OVERNIGHT FUND

Fund Manager: (1) Ms. Suman Prasad is managing the scheme since 24-July-19

Period	Returns (%)			Current Value of Standard Investment of ₹ 10000		
	Scheme	CRISIL Liquid Overnight Index [#]	CRISIL 1 Year T-Bill Index ^{##}	Scheme	CRISIL Liquid Overnight Index [#]	CRISIL 1 Year T-Bill Index ^{##}
Last 1 Year	6.69	6.83	7.50	10669	10683	10750
Last 3 Years	5.59	5.71	5.67	11772	11814	11801
Last 5 Years	4.78	4.87	5.54	12633	12689	13099
Since Inception	4.80	4.89	5.60	12703	12759	13205
Last 7 Days	6.33	6.44	6.29	10012	10012	10012
Last 15 Days	6.29	6.40	6.58	10026	10026	10027
Last 30 Days	6.26	6.37	7.26	10051	10052	10060

The past performance may or may not be sustained in the future. Returns are based on NAV of Regular Plan – Growth Option and are calculated on compounded annualized basis for a period of more than (or equal to) a year and simple annualized basis for a period less than a year. Inception Date: July 24, 2019. Different plans have a different expense structure.

CANARA ROBECO BANKING AND PSU DEBT FUND

Fund Manager: Mr. Avnish Jain is managing the scheme since 22-August-22.

Period	Returns (%)			Current Value of Standard Investment of ₹ 10000		
	Scheme	CRISIL Banking & PSU Debt A-II Index [#]	CRISIL 10 Year Gilt Index ^{##}	Scheme	CRISIL Banking & PSU Debt A-II Index [#]	CRISIL 10 Year Gilt Index ^{##}
Last 1 Year	7.13	7.38	8.82	10713	10738	10882
Since Inception	6.40	6.97	8.15	11337	11462	11720

The past performance may or may not be sustained in the future. Returns are based on NAV of Regular Plan – Growth Option and are calculated on compounded annualized basis for a period of more than (or equal to) a year and simple annualized basis for a period less than a year. Inception Date: August 22, 2022 Different plans have a different expense structure. The scheme has been in existence for more than 1 year but less than 3 years.

Scheme Benchmark[#] ● Additional Benchmark^{##} ● -: Corresponding Benchmark values not available ● Load is not taken into consideration for computation of returns. Returns of IDCW Option under the scheme for the investor would be net of tax deducted at source.

Fund Manager: Mr. Shridatta Bhandwaladar

Scheme Names	CAGR (%)							
	1 Year Return		3 Years Return		5 Years Return		Since Inception	
	Scheme	Benchmark [#]	Scheme	Benchmark [#]	Scheme	Benchmark [#]	Scheme	Benchmark [#]
CANARA ROBECO SMALL CAP FUND	40.96	53.26	25.84	28.12	36.08	33.46	29.04	28.63
CANARA ROBECO INFRASTRUCTURE	67.64	108.64	32.55	46.12	31.84	37.03	16.10	-
CANARA ROBECO CONSUMER TRENDS FUND	43.17	36.93	20.63	17.05	24.46	20.67	17.62	13.54
CANARA ROBECO FOCUSED EQUITY FUND	39.74	41.14	17.88	18.91	N.A	-	22.33	22.33
CANARA ROBECO EMERGING EQUITIES	42.53	44.18	17.69	21.99	24.47	25.93	18.15	-
CANARA ROBECO FLEXICAP FUND*	37.98	41.14	15.12	18.91	21.62	22.86	18.31	17.23*
CANARA ROBECO ELSS TAX SAVER	39.68	41.14	16.32	18.91	23.62	22.86	15.58	-
CANARA ROBECO EQUITY HYBRID FUND	30.57	28.39	13.48	13.85	18.17	17.00	11.97	-
CANARA ROBECO BLUE CHIP EQUITY FUND	37.04	36.93	14.90	17.05	20.96	20.67	13.97	13.17
CANARA ROBECO MID CAP FUND	46.72	53.52	N.A	-	N.A	-	36.63	41.40
CANARA ROBECO MULTI CAP FUND	42.67	44.95	N.A	-	N.A	-	40.57	43.11

Note:

- Mr. Shridatta Bhandwaladar manages 13 open-ended schemes of Canara Robeco Mutual Fund .
- Period for which scheme's performance has been provided is computed basis last day of the month-end preceding the date of advertisement
- Different plans shall have a different expense structure. The performance details provided herein are of Regular plan - Growth Option.
- Past performance may or may not be sustained in the future.
- : Corresponding Benchmark values not available
- N.A.- Not Applicable because scheme is in existence for less than 3 years or 5 years respectively.
- *Since inception return for the benchmark is Composite return - "As TRI data is not available since inception of the scheme, benchmark performance is calculated using composite CAGR of BSE 500 TRI Index. PRI values from 16th Sept 2003 to 1st Aug, 2006 and TRI values since 1st Aug, 2006 are considered.
- Canara Robeco Manufacturing Fund & Canara Robeco Balanced Advantage Fund has not completed 6 months, hence the performance details are not provided.

Fund Manager: Mr. Vishal Mishra

Scheme Names	CAGR (%)							
	1 Year Return		3 Years Return		5 Years Return		Since Inception	
	Scheme	Benchmark [#]	Scheme	Benchmark [#]	Scheme	Benchmark [#]	Scheme	Benchmark [#]
CANARA ROBECO INFRASTRUCTURE	67.64	108.64	32.55	46.12	31.84	37.03	16.10	-
CANARA ROBECO ELSS TAX SAVER	39.68	41.14	16.32	18.91	23.62	22.86	15.58	-
CANARA ROBECO BLUE CHIP EQUITY FUND	37.04	36.93	14.90	17.05	20.96	20.67	13.97	13.17
CANARA ROBECO VALUE FUND	42.88	41.14	N.A	-	N.A	-	23.62	18.42
CANARA ROBECO MULTI CAP FUND	42.67	44.95	N.A	-	N.A	-	40.57	43.11

Note:

- Mr. Vishal Mishra manages 5 open-ended schemes of Canara Robeco Mutual Fund .
- Period for which scheme's performance has been provided is computed basis last day of the month-end preceding the date of advertisement
- Different plans shall have a different expense structure. The performance details provided herein are of Regular plan - Growth Option
- Past performance may or may not be sustained in the future.
- : Corresponding values not available
- N.A.- Not Applicable because scheme is in existence for less than 3 years or 5 years respectively.

Fund Manager: Mr. Amit Kadam

Scheme Names	CAGR (%)							
	1 Year Return		3 Years Return		5 Years Return		Since Inception	
	Scheme	Benchmark [#]	Scheme	Benchmark [#]	Scheme	Benchmark [#]	Scheme	Benchmark [#]
CANARA ROBECO FOCUSED EQUITY FUND	39.74	41.14	17.88	18.91	N.A	-	22.33	22.33
CANARA ROBECO CONSERVATIVE HYBRID FUND	13.51	12.84	7.45	7.69	9.89	9.21	10.21	8.97

Note:

- Mr. Amit Kadam manages 3 open-ended schemes of Canara Robeco Mutual Fund .
- Period for which scheme's performance has been provided is computed basis last day of the month-end preceding the date of advertisement
- Different plans shall have a different expense structure. The performance details provided herein are of Regular plan - Growth Option
- Past performance may or may not be sustained in the future.
- : Corresponding Benchmark values not available
- N.A.- Not Applicable because scheme is in existence for less than 5 year.
- Canara Robeco Balanced Advantage Fund has not completed 6 months, hence the performance details are not provided.

*For scheme benchmark please refer page no 34-39 • Load is not taken into consideration for computation of returns. Returns of IDCW Option under the scheme for the investor would be net of tax deducted at source.

Fund Manager: Mr. Pranav Gokhale

Scheme Names	CAGR (%)							
	1 Year Return		3 Years Return		5 Years Return		Since Inception	
	Scheme	Benchmark [#]	Scheme	Benchmark [#]	Scheme	Benchmark [#]	Scheme	Benchmark [#]
CANARA ROBECO FLEXICAP FUND*	37.98	41.14	15.12	18.91	21.62	22.86	18.31	17.23*
CANARA ROBECO SMALL CAP FUND	40.96	53.26	25.84	28.12	36.08	33.46	29.04	28.63
CANARA ROBECO MID CAP FUND	46.72	53.52	N.A	-	N.A	-	36.63	41.40

- Note:
- Mr. Pranav Gokhale manages 4 open-ended schemes of Canara Robeco Mutual Fund .
 - Period for which scheme's performance has been provided is computed basis last day of the month-end preceding the date of advertisement
 - Different plans shall have a different expense structure. The performance details provided herein are of Regular plan - Growth Option
 - Past performance may or may not be sustained in the future.
 - : Corresponding Benchmark values not available
 - N.A.- Not Applicable because scheme is in existence for less than 3 year.
 - *Since inception return for the benchmark is Composite return - "As TRI data is not available since inception of the scheme, benchmark performance is calculated using composite CAGR of BSE 500 TRI Index. PRI values from 16th Sept 2003 to 1st Aug, 2006 and TRI values since 1st Aug, 2006 are considered.
 - Canara Robeco Manufacturing Fund has not completed 6 months, hence the performance details are not provided.

Fund Manager: Ms. Ennette Fernandes

Scheme Names	CAGR (%)							
	1 Year Return		3 Years Return		5 Years Return		Since Inception	
	Scheme	Benchmark [#]	Scheme	Benchmark [#]	Scheme	Benchmark [#]	Scheme	Benchmark [#]
CANARA ROBECO CONSUMER TRENDS FUND	43.17	36.93	20.63	17.05	24.46	20.67	17.62	13.54
CANARA ROBECO EQUITY HYBRID FUND	30.57	28.39	13.48	13.85	18.17	17.00	11.97	-

- Note:
- Ms. Ennette Fernandes manages 3 open-ended schemes of Canara Robeco Mutual Fund .
 - Period for which scheme's performance has been provided is computed basis last day of the month-end preceding the date of advertisement
 - Different plans shall have a different expense structure. The performance details provided herein are of Regular plan - Growth Option
 - Past performance may or may not be sustained in the future.
 - : Corresponding Benchmark values not available
 - Canara Robeco Balanced Advantage Fund has not completed 6 months, hence the performance details are not provided.

Assistant Fund Manager: Ms. Silky Jain

Scheme Names	CAGR (%)							
	1 Year Return		3 Years Return		5 Years Return		Since Inception	
	Scheme	Benchmark [#]	Scheme	Benchmark [#]	Scheme	Benchmark [#]	Scheme	Benchmark [#]
CANARA ROBECO VALUE FUND	42.88	41.14	N.A	-	N.A	-	23.62	18.42

- Note:
- Ms. Silky Jain manages 1 open-ended scheme of Canara Robeco Mutual Fund .
 - Period for which scheme's performance has been provided is computed basis last day of the month-end preceding the date of advertisement
 - Different plans shall have a different expense structure. The performance details provided herein are of Regular plan - Growth Option
 - Past performance may or may not be sustained in the future.
 - : Corresponding Benchmark values not available
 - N.A.- Not Applicable because scheme is in existence for less than 3 year.

Fund Manager: Mr. Amit Nadekar

Scheme Names	CAGR (%)							
	1 Year Return		3 Years Return		5 Years Return		Since Inception	
	Scheme	Benchmark [#]	Scheme	Benchmark [#]	Scheme	Benchmark [#]	Scheme	Benchmark [#]
CANARA ROBECO EMERGING EQUITIES	42.53	44.18	17.69	21.99	24.47	25.93	18.15	-

- Note:
- Mr. Amit Nadekar manages 1 open-ended scheme of Canara Robeco Mutual Fund .
 - Period for which scheme's performance has been provided is computed basis last day of the month-end preceding the date of advertisement
 - Different plans shall have a different expense structure. The performance details provided herein are of Regular plan - Growth Option
 - Past performance may or may not be sustained in the future.
 - : Corresponding Benchmark values not available

*For scheme benchmark please refer page no 34-39 • Load is not taken into consideration for computation of returns. Returns of IDCW Option under the scheme for the investor would be net of tax deducted at source.

Fund Manager: Mr. Avnish Jain

Scheme Names	CAGR (%)							
	1 Year Return		3 Years Return		5 Years Return		Since Inception	
	Scheme	Benchmark [#]	Scheme	Benchmark [#]	Scheme	Benchmark [#]	Scheme	Benchmark [#]
CANARA ROBECO EQUITY HYBRID FUND*	30.57	28.39	13.48	13.85	18.17	17.00	11.97	-
CANARA ROBECO CONSERVATIVE HYBRID FUND*^	13.51	12.84	7.45	7.69	9.89	9.21	10.21	8.97
CANARA ROBECO LIQUID FUND	7.33	7.32	5.97	6.06	5.09	5.31	6.97	6.81
CANARA ROBECO SAVINGS FUND	7.13	7.49	5.63	6.02	5.51	6.04	7.31	7.23
CANARA ROBECO ULTRA SHORT TERM FUND	6.56	7.57	5.19	6.24	4.76	5.88	6.80	7.43
CANARA ROBECO CORPORATE BOND FUND	7.01	7.60	4.85	5.55	5.67	6.59	7.00	8.27
CANARA ROBECO GILT FUND	8.53	9.36	5.48	6.06	5.59	6.63	8.29	8.51
CANARA ROBECO DYNAMIC BOND FUND	7.59	8.39	4.95	5.61	5.13	6.82	6.96	7.83
CANARA ROBECO INCOME FUND	7.34	8.26	4.42	5.51	5.21	6.80	7.85	7.66
CANARA ROBECO SHORT DURATION FUND^	6.85	7.65	4.85	5.63	5.55	6.36	6.71	7.77
CANARA ROBECO BANKING AND PSU DEBT FUND	7.13	7.38	N.A	-	N.A	-	6.40	6.97

- Note:
- Mr. Avnish Jain manages 11 open-ended schemes of Canara Robeco Mutual Fund .
 - Period for which scheme's performance has been provided is computed basis last day of the month-end preceding the date of advertisement
 - Different plans shall have a different expense structure. The performance details provided herein are of Regular plan - Growth Option.
 - *Managing the portfolio only for debt allocation
 - ^As per the provisions of SEBI circular dated April 12, 2018 (Performance disclosure post consolidation/ Merger of Schemes), the past performance of aforesaid scheme is based on the historical NAV of Canara Robeco Income Saver Fund (erstwhile Canara Robeco Monthly Income Plan) and hence may not be comparable.
 - Past performance may or may not be sustained in the future.
 - : Corresponding Benchmark values not available
 - N.A.- Not Applicable because scheme is in existence for less than 3 years.

Fund Manager: Ms. Suman Prasad

Scheme Names	CAGR (%)							
	1 Year Return		3 Years Return		5 Years Return		Since Inception	
	Scheme	Benchmark [#]	Scheme	Benchmark [#]	Scheme	Benchmark [#]	Scheme	Benchmark [#]
CANARA ROBECO OVERNIGHT FUND	6.69	6.83	5.59	5.71	4.78	4.87	4.80	4.89
CANARA ROBECO ULTRA SHORT TERM FUND	6.56	7.57	5.19	6.24	4.76	5.88	6.80	7.43
CANARA ROBECO SHORT DURATION FUND^	6.85	7.65	4.85	5.63	5.55	6.36	6.71	7.77
CANARA ROBECO CORPORATE BOND FUND	7.01	7.60	4.85	5.55	5.67	6.59	7.00	8.27

- Note:
- Ms. Suman Prasad manages 5 open-ended schemes of Canara Robeco Mutual Fund .
 - Period for which scheme's performance has been provided is computed basis last day of the month-end preceding the date of advertisement
 - Different plans shall have a different expense structure. The performance details provided herein are of Regular plan - Growth Option.
 - ^As per the provisions of SEBI circular dated April 12, 2018 (Performance disclosure post consolidation/ Merger of Schemes), the past performance of aforesaid scheme is based on the historical NAV of Canara Robeco Short Duration Fund (erstwhile Canara Robeco Yield Advantage Fund) and hence may not be comparable.
 - Past performance may or may not be sustained in the future.
 - Canara Robeco Balanced Advantage Fund has not completed 6 months, hence the performance details are not provided.

Fund Manager: Mr. Kunal Jain

Scheme Names	CAGR (%)							
	1 Year Return		3 Years Return		5 Years Return		Since Inception	
	Scheme	Benchmark [#]	Scheme	Benchmark [#]	Scheme	Benchmark [#]	Scheme	Benchmark [#]
CANARA ROBECO LIQUID FUND	7.33	7.32	5.97	6.06	5.09	5.31	6.97	6.81
CANARA ROBECO SAVINGS FUND	7.13	7.49	5.63	6.02	5.51	6.04	7.31	7.23
CANARA ROBECO DYNAMIC BOND FUND	7.59	8.39	4.95	5.61	5.13	6.82	6.96	7.83
CANARA ROBECO INCOME FUND	7.34	8.26	4.42	5.51	5.21	6.80	7.85	7.66
CANARA ROBECO GILT FUND	8.53	9.36	5.48	6.06	5.59	6.63	8.29	8.51

- Note:
- Mr. Kunal Jain manages 5 open-ended schemes of Canara Robeco Mutual Fund .
 - Period for which scheme's performance has been provided is computed basis last day of the month-end preceding the date of advertisement
 - Different plans shall have a different expense structure. The performance details provided herein are of Regular plan - Growth Option.
 - Past performance may or may not be sustained in the future.

*For scheme benchmark please refer page no 34-39 ● Load is not taken into consideration for computation of returns. Returns of IDCW Option under the scheme for the investor would be net of tax deducted at source.

SIP RETURNS

(as on August 30, 2024)

EQUITY SCHEMES

CANARA ROBECO FLEXICAP FUND

Fund Manager: Mr. Shridatta Bhandwadar / Mr. Pranav Gokhale

	Since Inception	20 YR	15 YR	10 yr	7 yr	5 yr	3 yr	1 yr
Total Amt invested (INR)	2520000	2400000	1800000	1200000	840000	600000	360000	120000
Market Value (INR)	17947633	14581021	6616625	2985735	1702000	1055369	509705	145396
Scheme Returns	16.16%	15.75%	15.81%	17.36%	19.83%	22.79%	23.96%	41.59%
BSE 500 TRI	15.55%	15.29%	16.24%	18.31%	21.34%	25.79%	27.11%	42.47%
BSE SENSEX TRI	14.59%	14.20%	14.58%	16.10%	17.95%	20.32%	19.98%	30.68%
Inception Date	16-Sep-03							

Note: Since benchmark index values are not available since inception of the scheme, returns for benchmark index, for all the periods is calculated based on "Rebased Values" of TRI values of Index.

CANARA ROBECO ELSS TAX SAVER

Fund Manager: Mr. Vishal Mishra / Mr. Shridatta Bhandwadar

	Since Inception	15 YR	10 yr	7 yr	5 yr	3 yr	1 yr
Total Amt invested (INR)	1870000	1800000	1200000	840000	600000	360000	120000
Market Value (INR)	8220206	7265645	3186046	1805406	1100753	518135	146343
Scheme Returns	17.13%	16.88%	18.56%	21.49%	24.54%	25.16%	43.22%
BSE 500 TRI	16.32%	16.24%	18.31%	21.34%	25.79%	27.11%	42.47%
BSE SENSEX TRI	14.67%	14.58%	16.10%	17.95%	20.32%	19.98%	30.68%
Inception Date (Canara Robeco Equity Tax saver – Reg Growth Plan)	02-Feb-09						

Note: Since benchmark index values are not available since inception of the scheme, returns for benchmark index, for all the periods is calculated based on "Rebased Values" of TRI values of Index.

CANARA ROBECO EQUITY HYBRID FUND

Fund Manager: Ms. Ennette Fernandes / Mr. Shridatta Bhandwadar / Mr. Avnish Jain

	Since Inception	20 YR	15 YR	10 yr	7 yr	5 yr	3 yr	1 yr
Total Amt invested	3790000	2400000	1800000	1200000	840000	600000	360000	120000
Market Value	59698573	13045324	6041691	2640474	1534530	965990	486927	140630
Scheme Returns	14.24%	14.86%	14.77%	15.07%	16.92%	19.14%	20.65%	33.46%
CRISIL Hybrid 35+65 - Aggressive Index	NA	12.93%	13.47%	14.57%	16.22%	18.37%	19.42%	29.45%
BSE SENSEX TRI	14.63%	14.20%	14.58%	16.10%	17.95%	20.32%	19.98%	30.68%
Inception Date	01-Feb-93							

NA : Not Applicable as Benchmark index data not available for the period Returns of alternate index are based on "Rebased Values" of TRI values of Index

CANARA ROBECO CONSUMER TRENDS FUND

Fund Manager: Ms. Ennette Fernandes / Mr. Shridatta Bhandwadar

	Since Inception	10 yr	7 yr	5 yr	3 yr	1 yr
Total Amt invested	1800000	1200000	840000	600000	360000	120000
Market Value	8481338	3452376	1894481	1159847	548025	149475
Scheme Returns	18.64%	20.05%	22.85%	26.73%	29.32%	48.65%
BSE 100 TRI	15.34%	17.16%	19.72%	23.40%	24.33%	38.99%
BSE SENSEX TRI	14.57%	16.10%	17.95%	20.32%	19.98%	30.68%
Inception Date	14-Sep-09					

CANARA ROBECO EMERGING EQUITIES

Fund Manager: Mr. Amit Nadekar / Mr. Shridatta Bhandwadar

	Since Inception	15 YR	10 yr	7 yr	5 yr	3 yr	1 yr
Total Amt invested (INR)	2340000	1800000	1200000	840000	600000	360000	120000
Market Value (INR)	20632035	10027581	3293390	1809757	1136646	534210	150088
Scheme Returns	19.26%	20.54%	19.18%	21.55%	25.88%	27.42%	49.72%
Nifty Large Midcap 250 TRI	N.A	18.12%	20.16%	23.66%	29.03%	30.67%	45.42%
BSE Sensex TRI	14.01%	14.58%	16.10%	17.95%	20.32%	19.98%	30.68%
Inception Date	11-Mar-05						

NA : Not Applicable as Benchmark index data not available for the period Returns of alternate index are based on "Rebased Values" of TRI values of Index

1. Investment date is taken to be 1st of the month or next business day if 1st is a holiday and investment of ₹ 10000 is taken. Returns are as on 30-August-2024 and are based on XIRR approach. 2. The calculations are based on the regular growth plan NAVs. 3. NA : Not Applicable as Benchmark index data not available for the period 4. Past performance may or may not be sustained in the future. Scheme Benchmark[®], Additional benchmark[™]

SIP RETURNS

(as on August 30, 2024)

EQUITY SCHEMES

CANARA ROBECO BLUE CHIP EQUITY FUND

Fund Manager: Mr. Shridatta Bhandwalder / Mr. Vishal Mishra

	Since Inception	10 yr	7 yr	5 yr	3 yr	1 yr
Total Amt invested	1690000	1200000	840000	600000	360000	120000
Market Value	5701925	2944181	1679442	1035168	507620	144603
Scheme Returns	15.86%	17.10%	19.45%	21.99%	23.66%	40.22%
BSE 100 TRI	15.74%	17.16%	19.72%	23.40%	24.33%	38.99%
BSE SENSEX TRI	14.92%	16.10%	17.95%	20.32%	19.98%	30.68%
Inception Date	20-Aug-10					

Note: Returns of alternate index are based on "Rebased Values" of TRI values of Index

CANARA ROBECO INFRASTRUCTURE

Fund Manager: Mr. Vishal Mishra / Mr. Shridatta Bhandwalder

	Since Inception	15 YR	10 yr	7 yr	5 yr	3 yr	1 yr
Total Amt invested (INR)	2250000	1800000	1200000	840000	600000	360000	120000
Market Value (INR)	13772967	8513971	3931109	2386050	1533863	657798	160397
Scheme Returns	16.95%	18.69%	22.45%	29.39%	38.66%	43.40%	68.03%
BSE India Infrastructure TRI	N.A.	N.A.	26.04%	35.57%	50.14%	61.46%	94.70%
BSE SENSEX TRI	13.80%	14.58%	16.10%	17.95%	20.32%	19.98%	30.68%
Inception Date	02-Dec-05						

Note: NA : Not Applicable as Benchmark index data not available for the period

The Benchmark - BSE Infrastructure Index was launched on May 19, 2014. 5yr, 7yr and 10yr returns of benchmark are based on back tested values of the index as available on <http://www.asiaindex.co.in/indices/equity/sp-bse-sensex> Returns are furnished for Regular Growth options of the schemes Returns of alternate index are based on "Rebased Values" of TRI values of Index

CANARA ROBECO SMALL CAP FUND

Fund Manager: Mr. Pranav Gokhale / Mr. Shridatta Bhandwalder

	Since Inception	5 yr	3 yr	1 yr
Total Amt invested	670000	600000	360000	120000
Market Value	1733530	1446245	561157	147855
Scheme Returns	35.67%	36.11%	31.10%	45.83%
Nifty Small Cap 250	35.26%	35.26%	39.24%	53.20%
BSE SENSEX TRI	19.59%	20.32%	19.98%	30.68%
Inception Date	15-Feb-19			

CANARA ROBECO FOCUSED EQUITY FUND

Fund Manager: Mr. Shridatta Bhandwalder / Mr. Amit Kadam

	Since Inception	3 yr	1 yr
Total Amt invested	400000	360000	120000
Market Value	600859	526983	146675
Scheme Returns	25.24%	26.41%	43.79%
BSE 500 TRI	25.80%	27.11%	42.47%
BSE SENSEX TRI	19.38%	19.98%	30.68%
Inception Date	17-May-21		

The scheme has been in existence for more than 3 years but less than 5 years.

CANARA ROBECO VALUE FUND

Fund Manager: Mr. Vishal Mishra (Fund Manager) / Ms. Silky Jain (Assistant Fund Manager)

	Since Inception	1 yr
Total Amt invested	360000	120000
Market Value	562088	146851
Scheme Returns	31.23%	44.09%
BSE 500 TRI	27.08%	42.47%
BSE SENSEX TRI	19.95%	30.68%
Inception Date	03-Sept-21	

The scheme has been in existence for more than 1 year but less than 3 years.

1. Investment date is taken to be 1st of the month or next business day if 1st is a holiday and investment of ₹ 10000 is taken. Returns are as on 30-August-2024 and are based on XIRR approach. 2. The calculations are based on the regular growth plan NAVs. 3. NA : Not Applicable as Benchmark index data not available for the period 4. Past performance may or may not be sustained in the future. Scheme Benchmark[®], Additional benchmark[™]

SIP RETURNS

(as on August 30, 2024)

EQUITY SCHEMES

CANARA ROBECO MIDCAP FUND

Fund Manager: Mr. Pranav Gokhale / Mr. Shridatta Bhandwaldar

	Since Inception	1 yr
Total Amt invested	210000	120000
Market Value	303615	150809
Scheme Returns	46.72%	50.98%
BSE 150 Mid Cap TRI	53.37%	53.85%
BSE SENSEX TRI	26.09%	30.68%
Inception Date	02-Dec-22	

The scheme has been in existence for more than 1 year but less than 3 years.

CANARA ROBECO MULTICAP FUND

Fund Manager: Mr. Shridatta Bhandwaldar / Mr. Vishal Mishra

	Since Inception	1 yr
Total Amt invested	140000	120000
Market Value	174027	145036
Scheme Returns	40.89%	40.97%
NIFTY 500 Multicap 50:25:25 Index TRI	36.49%	36.29%
BSE SENSEX TRI	19.38%	30.68%
Inception Date	28-July-23	

The scheme has been in existence for more than 1 year but less than 3 years.

1. Investment date is taken to be 1st of the month or next business day if 1st is a holiday and investment of ₹ 10000 is taken. Returns are as on 30-August-2024 and are based on XIRR approach. 2. The calculations are based on the regular growth plan NAVs. 3. NA : Not Applicable as Benchmark index data not available for the period 4. Past performance may or may not be sustained in the future. Scheme Benchmark[®], Additional benchmark[™]

SIP RETURNS

(as on August 30, 2024)

DEBT SCHEMES

CANARA ROBECO GILT FUND

Fund Manager: Mr. Kunal Jain / Mr. Avnish Jain

	Since Inception	20 YR	15 YR	10 yr	7 yr	5 yr	3 yr	1 yr
Total Amt invested	2970000	2400000	1800000	1200000	840000	600000	360000	120000
Market Value	8742086	5693166	3459057	1681080	1047202	696537	400995	126290
Scheme Returns	7.84%	7.95%	8.21%	6.56%	6.21%	5.91%	7.14%	9.90%
Crisil Dynamic Gilt Index	7.70%	7.62%	7.67%	7.23%	7.13%	6.77%	8.03%	10.89%
CRISIL 10 Year Gilt Index	NA	NA	6.49%	6.20%	6.12%	5.79%	8.03%	10.40%
Inception Date	29-Dec-99							

CANARA ROBECO CONSERVATIVE HYBRID FUND

Fund Manager: Mr. Avnish Jain / Mr. Amit Kadam

	Since Inception	20 YR	15 YR	10 yr	7 yr	5 yr	3 yr	1 yr
Total Amt invested	2620000	2400000	1800000	1200000	840000	600000	360000	120000
Market Value	8320363	6681309	3665792	1893859	1176411	765319	419619	129416
Scheme Returns	9.52%	9.32%	8.91%	8.83%	9.47%	9.68%	10.22%	14.92%
Crisil Hybrid 85+15 Conservative Index	8.87%	8.93%	9.16%	9.07%	9.22%	9.26%	10.18%	13.88%
CRISIL 10 Year Gilt Index	6.31%	6.43%	6.49%	6.20%	6.12%	5.79%	7.56%	10.40%
Inception Date	24-April-88							

CANARA ROBECO INCOME FUND

Fund Manager: Mr. Avnish Jain / Mr. Kunal Jain

	Since Inception	20 YR	15 YR	10 yr	7 yr	5 yr	3 yr	1 yr
Total Amt invested	2640000	2400000	1800000	1200000	840000	600000	360000	120000
Market Value	6534851	5367390	3049956	1630555	1026262	683699	395003	125568
Scheme Returns	7.53%	7.44%	6.69%	5.98%	5.64%	5.17%	6.13%	8.75%
CRISIL Medium to Long Duration Debt A-III Index	7.76%	7.88%	7.80%	7.31%	7.03%	6.42%	7.20%	9.31%
CRISIL 10 Year Gilt Index	6.31%	6.43%	6.49%	6.20%	6.12%	5.79%	7.56%	10.40%
Inception Date	19-Sep-02							

CANARA ROBECO SAVINGS FUND

Fund Manager: Mr. Kunal Jain / Mr. Avnish Jain

	Since Inception	15 YR	10 yr	7 yr	5 yr	3 yr	1 yr
Total Amt invested	2340000	1800000	1200000	840000	600000	360000	120000
Market Value	4932928	3089411	1647170	1034812	694151.9333	397751	124692
Scheme Returns	7.10%	6.84%	6.17%	5.87%	5.77%	6.59%	7.36%
CRISIL Low Duration Debt A-I Index	7.24%	7.22%	6.64%	6.35%	6.21%	6.94%	7.61%
CRISIL 1yr T Bill Index	6.26%	6.33%	6.02%	5.86%	5.82%	6.70%	7.67%
Inception Date	04-Mar-05						

CANARA ROBECO DYNAMIC BOND FUND

Fund Manager: Mr. Kunal Jain / Mr. Avnish Jain

	Since Inception	15 YR	10 yr	7 yr	5 yr	3 yr	1 yr
Total Amt invested	1840000	1800000	1200000	840000	600000	360000	120000
Market Value	3169810	3058563	1621510	1023753	686544	396918	125654
Scheme Returns	6.74%	6.72%	5.87%	5.57%	5.34%	6.45%	8.88%
CRISIL Dynamic Bond A-III Index	7.84%	7.84%	7.29%	7.04%	6.48%	7.30%	9.58%
CRISIL 10 Year Gilt Index	6.46%	6.49%	6.20%	6.12%	5.79%	7.56%	10.40%
Inception Date	29-May-09						

1. Investment date is taken to be 1st of the month or next business day if 1st is a holiday and investment of ₹ 10000 is taken. Returns are as on 30-August-2024 and are based on XIRR approach. 2. The calculations are based on the regular growth plan NAVs. 3. NA : Not Applicable as Benchmark index data not available for the period 4. Past performance may or may not be sustained in the future. Scheme Benchmark #, Additional benchmark###

SIP RETURNS

(as on August 30, 2024)

DEBT SCHEMES

CANARA ROBECO ULTRA SHORT TERM FUND

Fund Manager: Ms. Suman Prasad / Mr. Avnish Jain

	Since Inception	15 YR	10 yr	7 yr	5 yr	3 yr	1 yr
Total Amt invested	1940000	1800000	1200000	840000	600000	360000	120000
Market Value	3303947	2917219	1577555	1007893	683897	394517	124251
Scheme Returns	6.25%	6.14%	5.34%	5.13%	5.18%	6.04%	6.66%
CRISIL Ultra Short Duration Debt A-I Index	7.11%	7.05%	6.47%	6.26%	6.24%	7.07%	7.63%
CRISIL 1yr T Bill Index	6.31%	6.33%	6.02%	5.86%	5.82%	6.70%	7.67%
Inception Date	16-Sept-03						

CANARA ROBECO SHORT DURATION FUND

Fund Manager: Ms. Suman Prasad / Mr. Avnish Jain

	Since Inception	10 yr	7 yr	5 yr	3 yr	1 yr
Total Amt invested	1610000	1200000	840000	600000	360000	120000
Market Value	2504155	1635307	1028597	687754	394499	124687
Scheme Returns	6.32%	6.03%	5.70%	5.41%	6.04%	7.35%
CRISIL Short Duration Debt A-II Index	7.27%	6.83%	6.53%	6.19%	6.83%	8.07%
CRISIL 10 Year Gilt Index	6.50%	6.20%	6.12%	5.79%	7.56%	10.40%
Inception Date	25-Apr-11					

As per the provisions of SEBI circular dated April 12, 2018 (Performance disclosure post consolidation/ Merger of Schemes), the past performance of aforesaid scheme is based on the historical NAV of Canara Robeco Short Duration Fund (erstwhile Canara Robeco Yield Advantage Fund) and hence may not be comparable.

CANARA ROBECO CORPORATE BOND FUND

Fund Manager: Mr. Avnish Jain / Ms. Suman Prasad

	Since Inception	10 yr	7 yr	5 yr	3 yr	1 yr
Total Amt invested	1270000	1200000	840000	600000	360000	120000
Market Value	1783133	1643793	1033836	688853	394674	124837
Scheme Returns	6.23%	6.43%	5.85%	5.47%	6.07%	7.59%
CRISIL Corporate Debt A-II Index	7.34%	7.20%	6.71%	6.26%	6.79%	8.01%
CRISIL 10 Year Gilt Index	6.33%	6.20%	6.12%	5.79%	7.56%	10.40%
Inception Date	07-Feb-14					

CANARA ROBECO BANKING AND PSU DEBT FUND

Fund Manager: Mr. Avnish Jain

	Since Inception	1 yr
Total Amt invested	250000	120000
Market Value	269151	124921
Scheme Returns	7.01%	7.72%
CRISIL Banking & PSU Debt Index	7.36%	7.74%
CRISIL 10 Year Gilt Index	8.93%	10.40%
Inception Date	22-Aug-22	

The scheme has been in existence for more than 1 year but less than 3 years

1. Investment date is taken to be 1st of the month or next business day if 1st is a holiday and investment of ₹ 10000 is taken. Returns are as on 30-August-2024 and are based on XIRR approach. 2. The calculations are based on the regular growth plan NAVs. 3. NA : Not Applicable as Benchmark index data not available for the period 4. Past performance may or may not be sustained in the future. Scheme Benchmark[#], Additional benchmark^{##}

Income Distribution cum Capital Withdrawal (IDCW) - Payout/Reinvestment

Canara Robeco Flexicap Fund

Date of declaration (Record Date)	IDCW Distribution per unit*	NAV as on the date of declaration
Regular IDCW - Payout/Reinvestment		
29.10.2021	4.30	47.18
28.10.2022	0.45	45.72
27.10.2023	2.56	46.87
Direct IDCW - Payout/Reinvestment		
28.10.2022	0.66	67.32
27.10.2023	3.81	69.86

Canara Robeco Equity Hybrid Fund

Date of declaration (Record Date)	IDCW Distribution per unit*	NAV as on the date of declaration
Regular Monthly IDCW - Payout/Reinvestment		
28.03.2024	0.70	95.09
26.04.2024	0.71	96.05
31.05.2024	0.69	96.87
28.06.2024	0.73	101.04
26.07.2024	0.75	104.13
30.08.2024	0.76	105.19
Direct Monthly IDCW - Payout/Reinvestment		
28.03.2024	0.60	122.11
26.04.2024	0.60	123.75
31.05.2024	0.60	125.25
28.06.2024	0.60	131.09
26.07.2024	0.60	135.59
30.08.2024	0.60	137.52

Canara Robeco Consumer Trends Fund

Date of declaration (Record Date)	IDCW Distribution per unit*	NAV as on the date of declaration
Regular IDCW - Payout/Reinvestment		
30.07.2021	1.90	29.54
29.07.2022	0.31	32.61
28.07.2023	1.90	36.2
26.07.2024	0.48	49.32
Direct IDCW - Payout/Reinvestment		
28.07.2023	3.38	64.5
26.07.2024	0.87	88.99

Canara Robeco Infrastructure

Date of declaration (Record Date)	IDCW Distribution per unit*	NAV as on the date of declaration
Regular IDCW - Payout/Reinvestment		
27.08.2021	2.00	31.07
26.08.2022	0.37	37.28
25.08.2023	2.16	41.34
30.08.2024	3.43	66.53
Direct IDCW - Payout/Reinvestment		
26.08.2022	0.49	50.33
25.08.2023	2.95	56.46
30.08.2024	4.74	92

Canara Robeco ELSS Tax Saver

Date of declaration (Record Date)	IDCW Distribution per unit*	NAV as on the date of declaration
Regular IDCW - Payout/Reinvestment		
25.11.2022	0.19	37.57
24.02.2023	0.18	35.41
24.11.2023	1.02	40.49
23.02.2024	1.12	44.31
Direct IDCW - Payout/Reinvestment		
24.02.2023	0.29	55.79
24.11.2023	1.62	64.35
23.02.2024	1.79	70.63

Canara Robeco Emerging Equities

Date of declaration (Record Date)	IDCW Distribution per unit*	NAV as on the date of declaration
Regular IDCW - Payout/Reinvestment		
29.11.2019	2.70	45.03
27.11.2020	2.90	47.51
26.11.2021	5.65	60.83
25.11.2022	0.63	62.64
24.11.2023	3.45	66.75
Direct IDCW - Payout/Reinvestment		
26.11.2021	8.25	88.94
25.11.2022	0.93	92.69
24.11.2023	5.16	99.84

Canara Robeco Income Fund

Date of declaration (Record Date)	IDCW Distribution per unit*	NAV as on the date of declaration
Regular Quarterly IDCW - Payout/Reinvestment		
25.03.2022	0.15	14.6469
24.06.2022	0.14	14.3314
30.09.2022	0.15	14.3664
30.12.2022	0.15	14.4388
31.03.2023	0.18	14.4777
30.06.2023	0.18	14.543
29.09.2023	0.18	14.4748
29.12.2023	0.18	14.5155
28.03.2024	0.19	14.6561
28.06.2024	0.19	14.7202
Direct Quarterly IDCW - Payout/Reinvestment		
25.03.2022	0.15	16.0757
24.06.2022	0.16	15.7666
30.09.2022	0.16	15.8589
30.12.2022	0.16	15.9891
31.03.2023	0.20	16.0765
30.06.2023	0.21	16.1828
29.09.2023	0.20	16.1522
29.12.2023	0.21	16.2342
28.03.2024	0.21	16.4389
28.06.2024	0.21	16.5606

Canara Robeco Conservative Hybrid Fund

(Monthly IDCW Option)

Date of declaration (Record Date)	IDCW Distribution per unit*	NAV as on the date of declaration
Regular Monthly IDCW - Payout/Reinvestment		
25.08.2023	0.10	13.1367
29.09.2023	0.10	13.1733
27.10.2023	0.10	12.9716
24.11.2023	0.10	13.0826
29.12.2023	0.10	13.3193
25.01.2024	0.10	13.2226
23.02.2024	0.10	13.3269
28.03.2024	0.10	13.2549
26.04.2024	0.10	13.2516
31.05.2024	0.10	13.2993
28.06.2024	0.10	13.486
26.07.2024	0.10	13.5834
30.08.2024	0.10	13.6548
Direct Monthly IDCW - Payout/Reinvestment		
25.08.2023	0.10	15.6848
29.09.2023	0.10	15.7671
27.10.2023	0.10	15.5605
24.11.2023	0.10	15.7288
29.12.2023	0.10	16.0527
25.01.2024	0.10	15.9713
23.02.2024	0.10	16.1335
28.03.2024	0.10	16.0857
26.04.2024	0.10	16.1178
31.05.2024	0.10	16.2157
28.06.2024	0.10	16.4803
26.07.2024	0.10	16.6368
30.08.2024	0.10	16.7663
Regular Quarterly IDCW - Payout/Reinvestment		
31.03.2023	0.23	13.1547
30.06.2023	0.24	13.4326
29.09.2023	0.24	13.4801
29.12.2023	0.24	13.7036
28.03.2024	0.24	13.7086
28.06.2024	0.25	14.0134
Direct Quarterly IDCW - Payout/Reinvestment		
31.03.2023	0.27	15.2251
30.06.2023	0.28	15.5883
29.09.2023	0.28	15.6906
29.12.2023	0.28	15.9992
28.03.2024	0.29	16.0421
28.06.2024	0.29	16.4503

Canara Robeco Banking and PSU Debt Fund

Date of declaration (Record Date)	IDCW Distribution per unit*	NAV as on the date of declaration
Regular IDCW - Payout/Reinvestment		
29.12.2023	0.26	10.248
28.06.2024	0.26	10.3696
Direct IDCW - Payout/Reinvestment		
29.12.2023	0.26	10.2904
28.06.2024	0.27	10.4196

* On face value of ₹10. ● For Daily, Weekly & Monthly IDCW history of Canara Robeco Liquid Fund, Canara Robeco Ultra Short Term Fund & Canara Robeco Savings Fund

Visit : www.canararobeco.com. ● The IDCW amount is before tax calculation.

Past performance may or may not be sustained in the future. Pursuant to payment of IDCW, the NAV of the IDCW option of the scheme would fall to the extent of payout and statutory levy (if applicable).

Income Distribution cum Capital Withdrawal (IDCW) - Payout/Reinvestment

Canara Robeco Short Duration Fund

Date of declaration (Record Date)	IDCW Distribution per unit*	NAV as on the date of declaration
Regular Monthly IDCW - Payout/Reinvestment		
28.03.2024	0.06	15.1711
26.04.2024	0.06	15.1538
31.05.2024	0.06	15.2204
28.06.2024	0.06	15.2323
26.07.2024	0.06	15.2787
30.08.2024	0.06	15.3264
Direct Monthly IDCW - Payout/Reinvestment		
28.03.2024	0.06	17.2406
26.04.2024	0.06	17.2371
31.05.2024	0.06	17.3313
28.06.2024	0.06	17.3614
26.07.2024	0.06	17.4308
30.08.2024	0.06	17.5039
Regular Quarterly IDCW - Payout/Reinvestment		
29.09.2023	0.19	14.8065
29.12.2023	0.19	14.8442
28.03.2024	0.19	14.9169
28.06.2024	0.19	14.9652
Direct Quarterly IDCW - Payout/Reinvestment		
29.09.2023	0.21	16.3005
29.12.2023	0.21	16.3661
28.03.2024	0.21	16.4693
28.06.2024	0.21	16.5476

Canara Robeco Multi Cap Fund

Date of declaration (Record Date)	IDCW Distribution per unit*	NAV as on the date of declaration
Regular IDCW - Payout/Reinvestment		
26.07.2024	0.14	13.99
Direct IDCW - Payout/Reinvestment		
26.07.2024	0.14	14.2

Canara Robeco Focused Equity Fund

Date of declaration (Record Date)	IDCW Distribution per unit*	NAV as on the date of declaration
Regular IDCW - Payout/Reinvestment		
26.07.2024	0.17	17.46
Direct IDCW - Payout/Reinvestment		
26.07.2024	0.18	18.46

Canara Robeco Small Cap Fund

Date of declaration (Record Date)	IDCW Distribution per unit*	NAV as on the date of declaration
Regular IDCW - Payout/Reinvestment		
26.08.2022	0.23	22.9
30.08.2024	1.12	37.04
Direct IDCW - Payout/Reinvestment		
30.08.2024	1.24	40.97

Canara Robeco Dynamic Bond Fund

Date of declaration (Record Date)	IDCW Distribution per unit*	NAV as on the date of declaration
Regular IDCW - Payout/Reinvestment		
28.06.2019	0.45	14.1036
27.12.2019	0.45	13.6044
26.06.2020	0.45	14.0712
24.12.2020	0.42	14.0022
25.06.2021	0.35	13.6606
31.12.2021	0.35	13.4939
24.06.2022	0.27	13.1468
30.12.2022	0.27	13.2808
30.06.2023	0.34	13.3771
29.12.2023	0.34	13.3447
28.06.2024	0.35	13.5789
Direct IDCW - Payout/Reinvestment		
28.06.2019	0.45	14.7197
27.12.2019	0.45	14.2958
26.06.2020	0.45	14.8653
24.12.2020	0.45	14.8495
25.06.2021	0.35	14.5799
31.12.2021	0.35	14.506
24.06.2022	0.29	14.2043
30.12.2022	0.29	14.4302
30.06.2023	0.37	14.6091
29.12.2023	0.37	14.6532
28.06.2024	0.38	14.9915

Canara Robeco Corporate Bond Fund

Date of declaration (Record Date)	IDCW Distribution per unit*	NAV as on the date of declaration
Regular IDCW - Payout/Reinvestment		
27.05.2020	0.35	11.5992
27.11.2020	0.35	11.7678
28.05.2021	0.30	11.6304
26.11.2021	0.30	11.5087
27.05.2022	0.23	11.3125
25.11.2022	0.23	11.3367
26.05.2023	0.29	11.4343
24.11.2023	0.58	11.1136
31.05.2024	0.29	11.2489
Direct IDCW - Payout/Reinvestment		
27.05.2020	0.35	11.9903
27.11.2020	0.35	12.2184
28.05.2021	0.30	12.1238
26.11.2021	0.30	12.0484
27.05.2022	0.24	11.8809
25.11.2022	0.24	11.9473
26.05.2023	0.31	12.084
24.11.2023	0.62	11.7778
31.05.2024	0.31	11.9573

Canara Robeco Gilt Fund

Date of declaration (Record Date)	IDCW Distribution per unit*	NAV as on the date of declaration
Regular IDCW - Payout/Reinvestment		
28.06.2019	0.45	15.0791
27.12.2019	0.45	14.6599
26.06.2020	0.50	15.2096
24.12.2020	0.45	15.1544
25.06.2021	0.40	14.8103
31.12.2021	0.40	14.6682
24.06.2022	0.29	14.2586
30.12.2022	0.29	14.4175
30.06.2023	0.37	14.5802
29.12.2023	0.37	14.6007
28.06.2024	0.38	14.9262
Direct IDCW - Payout/Reinvestment		
28.06.2019	0.45	15.6535
27.12.2019	0.45	15.3047
26.06.2020	0.50	15.951
24.12.2020	0.47	15.9554
25.06.2021	0.40	15.6738
31.12.2021	0.40	15.604
24.06.2022	0.31	15.2119
30.12.2022	0.31	15.4387
30.06.2023	0.40	15.664
29.12.2023	0.40	15.7419
28.06.2024	0.41	16.151

Canara Robeco Value Fund

Date of declaration (Record Date)	IDCW Distribution per unit*	NAV as on the date of declaration
Regular IDCW - Payout/Reinvestment		
26.07.2024	0.18	18.32
Direct IDCW - Payout/Reinvestment		
26.07.2024	0.19	19.2

Canara Robeco Blue Chip Equity Fund

Date of declaration (Record Date)	IDCW Distribution per unit*	NAV as on the date of declaration
Regular IDCW - Payout/Reinvestment		
25.11.2016	1.32	14.90
24.11.2017	1.35	17.42
30.11.2018	1.30	16.87
29.11.2019	1.40	17.86
27.11.2020	1.50	17.53
26.11.2021	2.00	21.03
25.11.2022	0.22	21.86
Direct IDCW - Payout/Reinvestment		
29.11.2019	1.94	26.23
26.11.2021	1.40	36.55
25.11.2022	0.39	38.6

* On face value of ₹10. ● For Daily, Weekly & Monthly IDCW history of Canara Robeco Liquid Fund, Canara Robeco Ultra Short Term Fund & Canara Robeco Savings Fund Visit : www.canararobeco.com. ● The IDCW amount is before tax calculation.

Past performance may or may not be sustained in the future. Pursuant to payment of IDCW, the NAV of the IDCW option of the scheme would fall to the extent of payout and statutory levy (if applicable).

HOW TO READ A FACTSHEET

Fund Manager

An employee of the asset management company who manages investments of the scheme. He is usually part of a larger team of fund managers and research analysts.

Minimum Application Amount for Fresh Subscription

This is the minimum investment amount for a new investor in a mutual fund scheme

Application Amount for Fresh Subscription

This is the minimum investment amount for a new investor in a mutual fund scheme.

Minimum Additional Amount

This is the minimum investment amount for an existing investor in a mutual fund scheme.

Yield to Maturity

The Yield to Maturity or the YTM is the rate of return anticipated on a bond if held until Maturity. YTM is expressed as an annual rate. The YTM factors in the bond's current market price, par value, coupon interest rate and time to maturity.

SIP

SIP or systematic investment plan works on the principle of making periodic investments of a fixed sum. It works similar to a recurring bank deposit. For instance, an investor may opt for an SIP that invests Rs. 500 every 15th of the month in an equity fund for a period of three years.

NAV

The NAV or the net asset value is the total asset value per unit of the mutual fund after deducting all related and permissible expenses. The NAV is calculated at the end of every business day. It is the value at which the investor enters or exits the mutual fund.

Benchmark

A group of securities, usually a market index, whose performance is used as a standard or benchmark to measure investment performance of mutual funds, among other investments. Some typical benchmarks include the Nifty, Sensex, BSE200, BSE500, 10 –Year Gsec.

Entry Load

A mutual fund may have a sales charge or load at the time of entry and/or exit to compensate the distributor/agent.

Entry load is charged at the time an investor purchases the units of a mutual fund. The entry load is added to the prevailing NAV at the time of investment. For instance, if the NAV is Rs. 100 and the exit load is 1%, the investor will enter the fund at Rs. 101.

Exit Load

Exit load is charged at the time an investor redeems the units of mutual fund. The exit load is reduced from the prevailing NAV at the time of redemption. The investor will receive redemption proceed at net value of NAV less Exit Load. For instance if the NAV is Rs. 100 and the exit load is 1% the investor will receive Rs. 99

Modified Duration

Modified duration is the price sensitivity and the percentage change in price for a unit changes in yield.

Standard Deviation

Standard Deviation is a statistical measure of the range of an investment's performance. When a mutual fund has a high standard deviation, it means its range of performance is wide, implying greater volatility.

Sharpe Ratio

The Sharpe Ratio, named after its founder, the Nobel Laureate William Sharpe, is a measure of risk-adjusted returns. It is calculated using standard deviation and excess return to determine reward per unit or risk.

Beta

Beta is a measure of an investment's volatility vis-à-vis the market. Beta of less than 1 means that the security will be less volatile than the market. A beta of greater than 1 implies that the security's price will be more volatile than the market.

AUM

AUM or assets under management refers to recent / updated cumulative market value of investments of a scheme managed by the mutual fund.

Holdings

The holdings or the portfolio is a mutual fund's latest or updated reported statement of investments/securities. These are usually displayed in terms of percentage to net assets or the rupee value or both. The objective is to give investors an idea of where their money is being invested by the fund manager.

Nature of Scheme

The investment objective and underlying investments determine the nature of the mutual fund scheme. For instance, a mutual fund that aims at generating capital appreciation by investing in stock markets is an equity fund or growth fund. Likewise, a mutual fund that aims at capital preservation by investing in debt markets is a debt fund or income fund. Each of these categories may have sub-categories.

Rating Profile

Mutual funds invest in securities after evaluating their creditworthiness as disclosed by the ratings. A depiction of the mutual fund in various investments based on their ratings becomes the rating profile of the fund. Typically, this is a feature of debt funds.

DEFINITIONS

(as on August 30, 2024)

Total Expense Ratio

Expressed as an annualized percentage, it is the ratio of all the expenses of the fund to the total assets of the fund and includes the fund management fees paid to the asset management company for managing the fund's assets.

Sharp Ratio

The Sharpe Ratio, named after its founder, the Nobel Laureate William Sharpe, is a measure of risk-adjusted returns. It is calculated using standard deviation and excess return to determine reward per unit or risk.

Beta Ratio

Beta is a measure of an investment's volatility vis-à-vis the market. Beta of less than 1 means that the security will be less volatile than the market. A beta of greater than 1 implies that the security's price will be more volatile than the market.

Portfolio Turnover Ratio

It is a measure of how often assets within a fund are churned.

Modified Duration

Modified duration is the price sensitivity and the percentage change in price for a unit changes in yield.

Average Maturity

It is the weighted average of residual maturity of debt securities in a fund portfolio

Portfolio Yield

Weighted Average valuation yield of the assets

Standard Deviation

Standard Deviation is a statistical measure of the range of an investment's performance. When a mutual fund has a high standard deviation, it means its range of performance is wide, implying greater volatility.

Risk Free Return

It represents the rate of return an investor could have earned by investing in a security which is believed to have zero investment risk over the specified period of time.

Tracking Error

Tracking error is a measure of how closely is a scheme able to imitate the index to which it is benchmarked. It is the standard deviation of the difference between the scheme and index returns.

R-Squared

It is a statistical measure of how closely the portfolio returns are correlated with its benchmark.

TRI

Total Return Index (TRI) is an index that measures the performance of a group of components by assuming that all cash distributions are reinvested, in addition to tracking the components' price movement. It takes into account all dividends/ interest payments that are generated from the basket of constituents that make up the index in addition to the capital gains and considered as an appropriate measure of performance.

DISCLAIMERS

(as on August 30, 2024)

Disclaimer :

The information used towards formulating the outlook have been obtained from sources published by third parties. While such publications are believed to be reliable, the opinions expressed in this document are of personal nature and does not constitute the views of Canara Robeco Asset Management. It is hereby expressly stated that, neither the AMC, its officers, the trustees, the Fund or any of their affiliates or representatives assume any responsibility for the accuracy of such information or the views thereof. The above is only for information purpose and do not constitute any guidelines or recommendation on any course of action to be followed by the reader. Recipients of this communication should rely on information/data arising out of their own investigations. Readers are advised to seek independent professional advice, verify the contents, and arrive at an informed investment decision before making any investments. Investor shall note that there is no assurance or guarantee that the investment objective of the scheme will be achieved. The Sector/stocks/securities mentioned in above do not constitute as any research report / recommendation and the fund may or may not have future position in these sector/ stocks/ securities. Past performance may or may not sustain in future. Further, CRMF, its Sponsors, its Trustees, CRAMC, its employees, officer, Directors, etc. assume no financial liability whatsoever to the user of this document. This document is for general information purposes only and should not be construed as solicitation to invest in the Mutual Fund schemes.

Note :

Risk ratios calculated for schemes having minimum three year performance

Risk Free Rate of Return : 6.8% (MIBOR as of August 31, 2024)

For the calculation of risk ratios monthly absolute returns calculated at monthly frequency are used

BRANCH OFFICES : Visit: www.canararobeco.com

AHMEDABAD ● BANGALORE ● BHUBANESWAR ● CHANDIGARH ● CHENNAI ● GOA ● GUWAHATI ● HYDERABAD ● INDORE ● JAIPUR ● KOCHI ● KOLKATA ● KANPUR ● LUCKNOW ● MANGALORE ● MUMBAI ● NEW DELHI ● NAGPUR ● NASIK ● PUNE ● PATNA ● SURAT

Note: The disclosures relating to portfolio Turn over Ratio (for equity segment) is based on the aggregate market value of equity as on 30.08.2024. The disclosures of average maturity period relates to the debt component of the portfolio as on 30.08.2024.

Unclaimed Dividends : Those Investors who have not received/encashed the Dividends distributed by the Schemes, may write to respective registrar, duly furnishing the Name of the Scheme, Folio No. and Details of the Dividends not received.

Mutual Fund investments are subject to market risks, read all scheme related documents carefully.

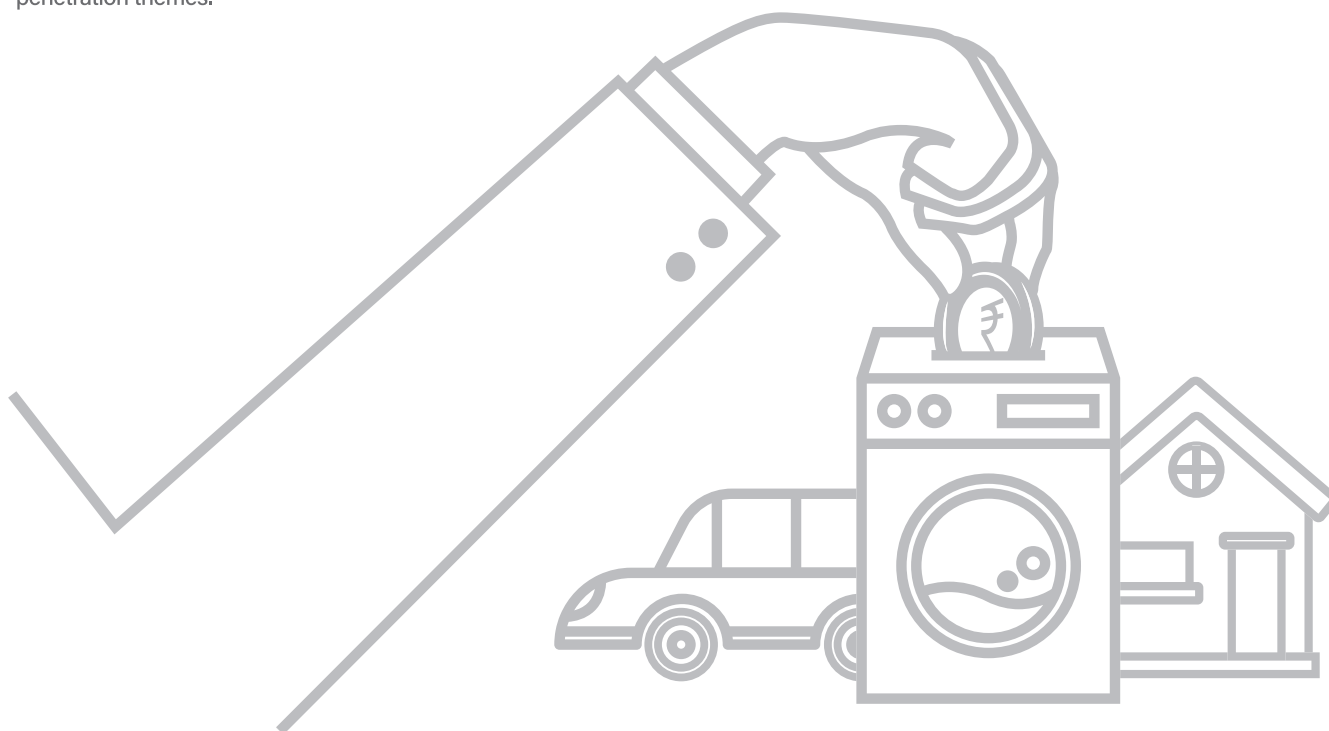
WHEN YOU INVEST IN THE THINGS YOU LOVE, IT ALWAYS COMES BACK TO YOU.

Choose a fund that banks on smart consumer decisions.

CANARA ROBECO Consumer Trends Fund

(Thematic - Consumption & Finance Theme : An open-ended equity scheme following the consumption and financial theme)

This fund takes exposure in companies which directly or indirectly benefit from the growing consumption demand in India. It also looks for opportunities to invest in companies which benefit from aspirational consumption and financial penetration themes.

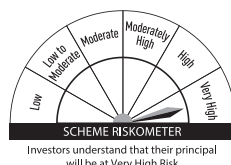


To know more, please contact your financial advisor or visit www.canararobeco.com

This product is suitable for investors who are seeking*

- Capital appreciation over long term
- Investing in equity and equity related securities of companies following the Consumption and Financial Theme

*Investors should consult their financial advisors if in doubt about whether the product is suitable for them.



CANARA ROBECO
Mutual Fund

Mutual Fund investments are subject to market risks, read all scheme related documents carefully.