

---

# CANARA ROBECO SHORT DURATION FUND

---

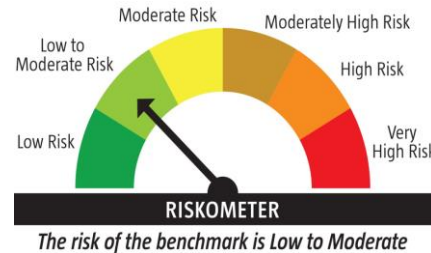
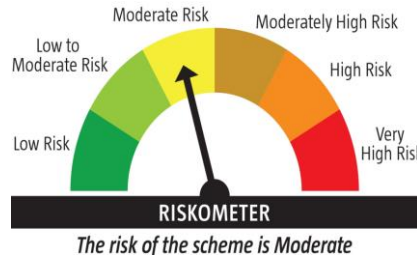
Dec ' 2024

# Canara Robeco Short Duration Fund

## An Open Ended Debt Scheme

This product is suitable for investors who are seeking\*

- Income / capital appreciation over short term
- Investment in debt & money market instruments such that the Macaulay duration of the portfolio is between 1 year and 3 years



**POTENTIAL RISK CLASS (PRC) MATRIX\***  
Relatively Moderate Interest Rate Risk and Moderate Credit Risk

Potential Risk Class			
Credit Risk	Relatively Low (Class A)	Moderate (Class B)	Relatively High (Class C)
Interest Rate Risk			
Relatively Low (Class I)			
Moderate (Class II)		B-II	
Relatively High (Class III)			

\*Investors should consult their financial advisers if in doubt about whether the product is suitable

## Debt allocation investment approach

Upto 100% allocation to Debt and Money Market Instruments

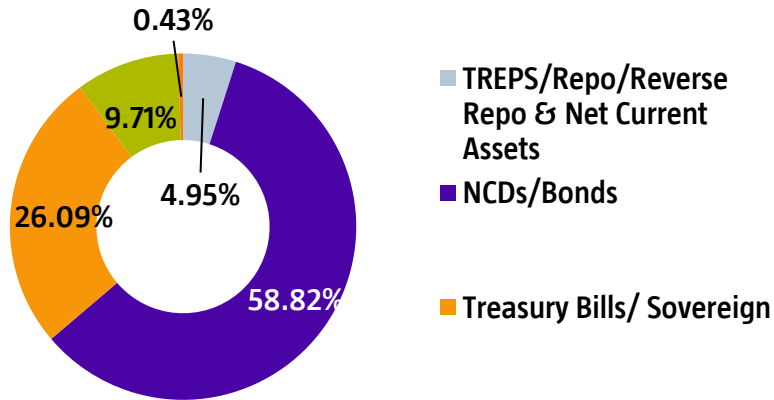
Accrual income through corporate bond exposure

Liquidly and capital appreciation through money market & G-Sec exposure

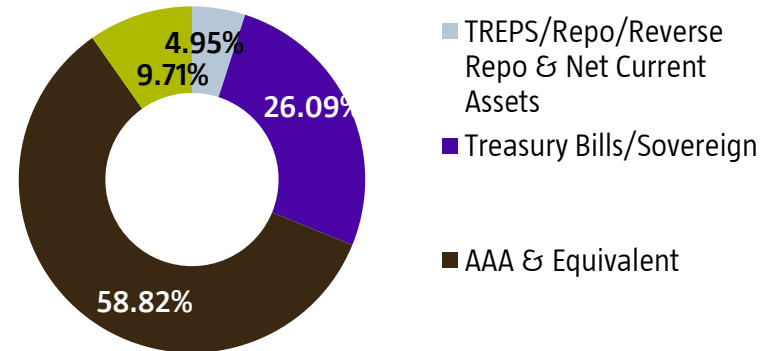
Moderate to high credit quality portfolio

## PORTFOLIO SNAPSHOT

## Asset Allocation

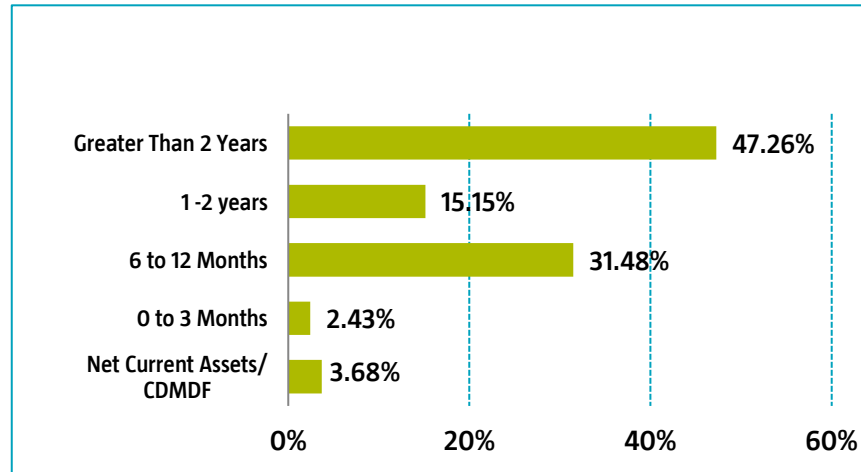


## Rating Allocation



## PORTFOLIO SNAPSHOT

## Maturity Profile



- ✓ Residual Maturity – 3.28 Years
- ✓ Modified Duration – 2.55 Years
- ✓ Yield To Maturity (YTM) – 7.38%

## WHY INVEST

- ❑ Opportunity to **capture currently available high yields** on corporate bonds by investing in a fund comprising of issuances of Manufacturing Companies, NBFCs & HFCs
- ❑ **Accrual** as a key source of returns with opportunistic capture of **capital appreciation** through trading and implicit duration of the portfolio
- ❑ **Low volatility** (better predictable) returns for those having investment horizon of more than 6 months

## FUND FACTS

<b>Fund Category</b>	Open ended short term debt scheme investing in debt & money market instruments such that the Macaulay duration of the portfolio is between 1 year and 3 years
<b>Investment Objective</b>	To generate returns by investing in a wide range of debt securities and money market instruments of various maturities and risk profile. However, there is no assurance that the objective of the Fund will be realised.
<b>Inception Date</b>	25-Apr-11
<b>Asset Allocation</b>	<input type="checkbox"/> Debt and Money Market Instruments: 0% -100% <input type="checkbox"/> ReITs / InVITs: 0% - 10%
<b>Plans/Options</b>	Regular & Direct Plan: Options: Growth / Monthly and Quarterly Dividend with Payout & Reinvestment
<b>Facilities</b>	SIP/ STP/ SWP/ Dividend Transfer Facility
<b>Fund Size</b>	Rs. 343.26 Crs (Month End AUM)
<b>Load Structure</b>	Exit Load: Nil
<b>Benchmark</b>	CRISIL Short Duration Debt A-II Index
<b>Fund Manager</b>	Ms. Suman Prasad, Mr. Avnish Jain

## PERFORMANCE

### Fund Manager: Ms. Suman Prasad

Scheme Names	CAGR (%)							
	1 Year Return		3 Years Return		5 Years Return		Since Inception	
	Scheme	Benchmark*	Scheme	Benchmark*	Scheme	Benchmark*	Scheme	Benchmark*
CANARA ROBECO OVERNIGHT FUND	6.58	6.73	5.96	6.08	4.88	4.98	4.90	5.00
CANARA ROBECO SHORT DURATION FUND^	7.14	7.80	5.42	6.11	5.58	6.35	6.71	7.76
CANARA ROBECO CORPORATE BOND FUND	7.44	7.70	5.45	6.07	5.73	6.59	7.00	8.24
CANARA ROBECO BANKING AND PSU DEBT FUND	7.60	7.47	N.A	-	N.A	-	6.49	6.98

**Note:**

- Ms. Suman Prasad manages 5 open-ended schemes of Canara Robeco Mutual Fund.
- Period for which scheme's performance has been provided is computed basis last day of the month-end preceding the date of advertisement
- Different plans shall have a different expense structure. The performance details provided herein are of Regular plan - Growth Option.
- \*As per the provisions of SEBI circular dated April 12, 2018 (Performance disclosure post consolidation/Merger of Schemes), the past performance of aforesaid scheme is based on the historical NAV of Canara Robeco Short Duration Fund (erstwhile Canara Robeco Yield Advantage Fund) and hence may not be comparable.
- Past performance may or may not be sustained in the future.
- Canara Robeco Balanced Advantage Fund has not completed 6 months, hence the performance details are not provided.
- N.A. - Not Applicable because scheme is in existence for less than 3 years.
- : Corresponding Benchmark values not available

### Fund Manager: Mr. Avnish Jain

Scheme Names	CAGR (%)							
	1 Year Return		3 Years Return		5 Years Return		Since Inception	
	Scheme	Benchmark*	Scheme	Benchmark*	Scheme	Benchmark*	Scheme	Benchmark*
CANARA ROBECO EQUITY HYBRID FUND*	15.23	12.69	11.91	11.85	15.53	14.59	11.74	-
CANARA ROBECO CONSERVATIVE HYBRID FUND*^	10.07	9.78	7.42	7.55	9.18	8.74	10.11	8.88
CANARA ROBECO LIQUID FUND	7.34	7.28	6.41	6.46	5.22	5.41	6.97	6.81
CANARA ROBECO SAVINGS FUND	7.31	7.60	6.13	6.50	5.57	6.06	7.31	7.23
CANARA ROBECO ULTRASHORT TERM FUND	6.73	7.59	5.68	6.66	4.83	5.91	6.79	7.43
CANARA ROBECO CORPORATE BOND FUND	7.44	7.70	5.45	6.07	5.73	6.59	7.00	8.24
CANARA ROBECO GILT FUND	8.68	9.82	5.81	6.54	5.88	6.90	8.26	8.51
CANARA ROBECO DYNAMIC BOND FUND	7.63	8.86	5.25	6.00	5.28	6.88	6.91	7.82
CANARA ROBECO INCOME FUND	7.56	8.62	4.90	5.94	5.30	6.87	7.81	7.66
CANARA ROBECO SHORT DURATION FUND^	7.14	7.80	5.42	6.11	5.58	6.35	6.71	7.76
CANARA ROBECO BANKING AND PSU DEBT FUND	7.60	7.47	N.A	-	N.A	-	6.49	6.98

**Note:**

- Mr. Avnish Jain manages 11 open-ended schemes of Canara Robeco Mutual Fund.
- Period for which scheme's performance has been provided is computed basis last day of the month-end preceding the date of advertisement
- Different plans shall have a different expense structure. The performance details provided herein are of Regular plan - Growth Option.
- \*Managing the portfolio only for debt allocation
- \*As per the provisions of SEBI circular dated April 12, 2018 (Performance disclosure post consolidation/Merger of Schemes), the past performance of aforesaid scheme is based on the historical NAV of Canara Robeco Income Saver Fund (erstwhile Canara Robeco Monthly Income Plan) and hence may not be comparable.
- Past performance may or may not be sustained in the future.
- : Corresponding Benchmark values not available
- N.A. - Not Applicable because scheme is in existence for less than 3 years.



## DISCLAIMER

The information used towards formulating the outlook have been obtained from sources published by third parties. While such publications are believed to be reliable, however, neither the AMC, its officers, the trustees, the Fund nor any of their affiliates or representatives assume any responsibility for the accuracy of such information. CRMF, its sponsors, its trustees, CRAMC, its employees, officer, directors, etc. assume no financial liability whatsoever to the user of this document. Mutual Fund Investments are subject to market risk. Investors are requested to read the Scheme related documents carefully before investing.

**Mutual Fund investments are subject to market risks, read all Scheme related documents carefully.**