



FACTSHEET

March 31, 2022

Index

MARKETS & BEYOND

ECONOMIC INDICATORS	03
EQUITY MARKET REVIEW	04
DEBT MARKET REVIEW	05
SNAPSHOT OF EQUITY SCHEMES / DEBT SCHEMES / HYBRID & OTHER SCHEMES	06

ABOUT FEW SCHEMES OF CANARA ROBECO MUTUAL FUND

CANARA ROBECO FLEXICAP FUND (CRFCF)	07
CANARA ROBECO BLUE CHIP EQUITY FUND (CRBCEF)	08
CANARA ROBECO EMERGING EQUITIES (CREE)	09
CANARA ROBECO SMALL CAP FUND (CRSCF)	10
CANARA ROBECO INFRASTRUCTURE (CRI)	11
CANARA ROBECO CONSUMER TRENDS FUND (CRCTF)	12
CANARA ROBECO EQUITY TAX SAVER FUND (CRETSE)	13
CANARA ROBECO FOCUSED EQUITY FUND (CRFEF)	14
CANARA ROBECO VALUE FUND (CRVF)	15
CANARA ROBECO OVERNIGHT FUND (CROF)	16
CANARA ROBECO LIQUID FUND (CRL)	17
CANARA ROBECO ULTRA SHORT TERM FUND (CRUSTF)	18
CANARA ROBECO SAVINGS FUND (CRSF)	19
CANARA ROBECO SHORT DURATION FUND (CRSDF)	20
CANARA ROBECO INCOME FUND (CRINC)	21
CANARA ROBECO DYNAMIC BOND FUND (CRDBF)	22
CANARA ROBECO CORPORATE BOND FUND (CRCBF)	23
CANARA ROBECO GILT FUND (CRGILT)	24
CANARA ROBECO CONSERVATIVE HYBRID FUND (CRCHF)	25
CANARA ROBECO EQUITY HYBRID FUND (CREHF)	26

PERFORMANCE

PERFORMANCE AT A GLANCE	27
-------------------------------	----

SCHEME PERFORMANCE - FUND MANAGER WISE

SCHEME PERFORMANCE - FUND MANAGER WISE	32
--	----

SIP RETURNS

SIP RETURNS	34
-------------------	----

INCOME DISTRIBUTION CUM CAPITAL WITHDRAWAL (IDCW) - PAYOUT/REINVESTMENT

Income Distribution cum Capital Withdrawal (IDCW) - Payout/Reinvestment	38
---	----

HOW TO READ A FACTSHEET

HOW TO READ A FACTSHEET	39
-------------------------------	----

DEFINITION

DEFINITIONS	41
-------------------	----

DISCLAIMERS

DISCLAIMERS	42
-------------------	----

Economic Indicators

(as on March 31, 2022)

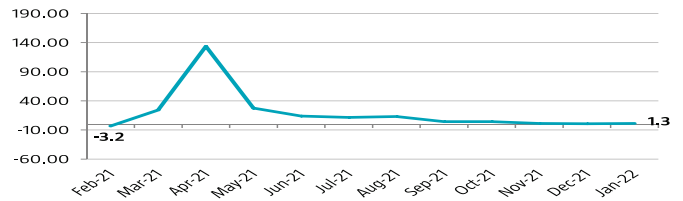
Inflation in India (%)

Consumer Price Index (CPI) increased 8-month high to 6.07% in Feb'22 from 6.01% in Jan'22 as the food cost rate increased along with high input costs and commodity prices. Also, the low base of last year, when the data was computed with a low response rate contributed to high level of inflation. The current level of inflation is above RBI's limit of 4% - 6%. Wholesale Price Index (WPI) increased to 13.11% in Feb'22 from 12.96% in Jan'22. The high rate of inflation is primarily due to rise in prices of mineral oils, crude petroleum & natural gas, basic metals, chemicals and chemical products, food articles etc.



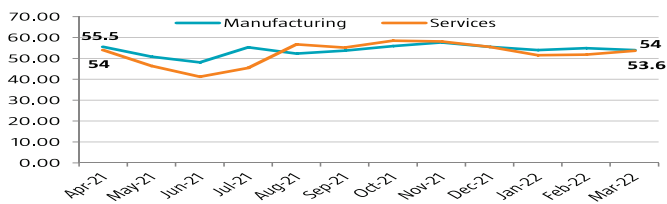
Index of Industrial Production (%)

Index of Industrial Production (IIP) witnessed growth of 1.3% in Jan'22 from 0.4% in Dec'21 as sustained growth recovery still remains a cause for concern. While mining, manufacturing, and electricity generation experienced a contraction in January 2021, they have grown by 2.8%, 1.1% and 0.85% in January 2022, respectively. Overall, 12 out of 23 sub-sectors contracted.



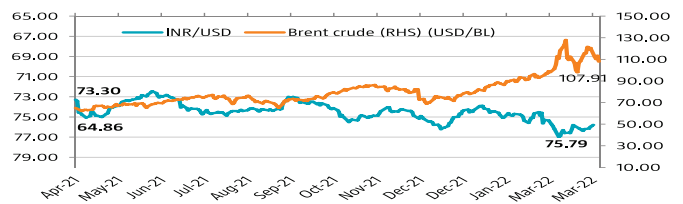
Indian Business Indicators - Purchasing Managers' Index (PMI)

The Nikkei India Manufacturing PMI decreased marginally to 54 in Mar'22 from 54.9 in Feb'22. Output and new orders expanded at slower rates, demand from international clients declined too. PMI Services increased marginally to 53.6 in Mar'22 from 51.8 in Feb'22. Both output and new orders expanded faster but below their respective long-run averages, while foreign demand fell. The reading remains in the expansion zone as a print above 50 means expansion while a score below 50 denotes contraction.



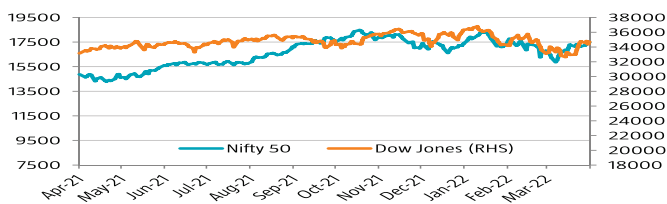
USD INR & Brent Crude Movement

Brent crude oil stood at ~US\$ 107.91 over worries that a wave of international sanctions on Russia's energy sector could disrupt supplies. Drop in U.S. crude inventories raised fears about limited global supplies. The Rupee closed the month on 75.79 per USD as on Mar'22.



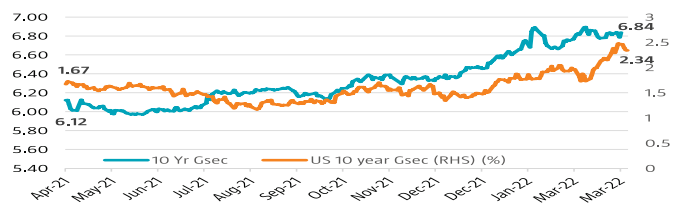
Equity Markets - India & US

Bellwether indices, Nifty 50 and S&P BSE Sensex increased by 3.99% & 4.13% respectively from the previous month majorly led by hopes for positive development on the peace talks between Russia and Ukraine. Additionally, state election results were favouring the ruling party and allied partners which gained momentum in key indices. Goods and Services Tax (GST) collections touched an all-time high and shows that Rs. 1.42 lakh Cr collected for Mar'22, which is 15% more than the corresponding period of last year. Though, Foreign Institutional Investors (FIIs) were net sellers in Indian equities to the tune of Rs.-43506.56 Cr this month. Dow Jones increased by 2.32% from previous month.



Interest Rate Movement (%) - India & US

Yield on the 10-Year benchmark paper rose closing at 6.84% on 31st Mar'22 vs 6.77% on 31st Feb'22 amid sharp rally in global crude oil prices which weighed on the market sentiment leading to a sell-off in the domestic debt market. Core inflation continued to remain at elevated levels in Feb'21. Rise in yields on U.S. Treasury also weighed on the market sentiment. 10-year U.S. Treasury bond closed lower at 2.34% on Mar'22 vs 1.83% on Feb'22.



Note : The data/statistics are given to explain general market trends, it should not be construed as any research report/research recommendation. The sector(s) mentioned are for the purpose of understanding only and the Fund may or may not have any future position in these sector(s).

Source: Bloomberg

Equity Market Review

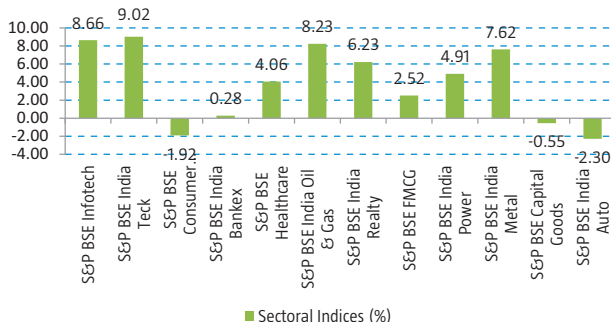


Mr. Shridatta Bhandwadar
Head - Equities

- ▶ In the month of Mar'22, equity markets went up with Nifty 50 growing by 3.99% m-o-m basis majorly led by hopes for positive development on the peace talks between Russia and Ukraine. Additionally, state election results were favouring the ruling party and allied partners which gained momentum in key indices.
- ▶ Foreign Institutional Investors (FIIs) were net sellers in Indian equities to the tune of Rs. –43506.56 crore this month.
- ▶ Goods and Services Tax (GST) collections touched an all-time high and shows that Rs. 1.42 lakh crore collected for Mar'22, which is 15% more than the corresponding period of last year. This is for the sixth time GST collection has crossed 1.30 lakh crore mark.
- ▶ During the month, markets witnessed correction as there was uncertainty over global inflation and concerns over rising crude oil prices. Weak global cues kept bourses under pressure. Some degree of profit booking too contributed to the overall weakness in the bourses. The rise in CPI and WPI projection and rising interest rates concerned markets. Unabated selling by foreign portfolio investors (FPIs) too dampened market sentiments.

- ▶ However, during the month, some buying interest was seen as IIP data showed some improvement. Improved fiscal deficit data and vigorous GST collection data raised expectations over economic recovery. Government data showed that the index of eight core industries witnessed a growth of 5.8% in Feb 2022 as compared to a growth of 4.0% in Jan 2022 and a decline of 3.3% in the same period of the previous year. Optimism around the capex cycle lifted the sentiments of the investors and raised expectations over economic recovery.
- ▶ Globally, equity markets too went up in Mar'22. Upbeat US and Eurozone jobs data improved market sentiments. Asia and European markets largely closed in the green as investors' sentiment improved amid hopes of settlement between Russia and Ukraine followed by high-level talk. Though during the month, inflation concerns also contributed to a bit of correction in U.S. consumer sentiment in Mar'22. Lingering concerns over the aggressive sanctions against Russia along with rise of crude oil prices dented the market sentiments across the globe. Meanwhile, worries increased over rising covid cases especially in China kept investors cautious.

Market Performance (in %)(Y-o-Y Basis)



Source: MFI Explorer, ICRA Analytics Ltd.

Equity Market Outlook

Global environment as an outcome of Russia-Ukraine conflict has suddenly turned hostile towards growth in equities. It is an outcome which we were not expecting. This has sent energy prices and commodity prices soaring – a level which hasn't been seen in last 10 years. The global equity markets have been in volatile mode since, given worry on possible slowdown in coming quarters. Prior to this event, the global growth environment was anyways likely to moderate – for different reasons. This was expected as an outcome of reduction in monetary and fiscal support and increase in interest rates through the year. This event has clearly worsened the situation with possible slowdown over next 2 quarter. This would have implications for emerging markets including India in the form of 1) reversal of flows and 2) impact on exports. We believe that the valuation moderation which was expected to happen over next 4 quarters has played out quickly to a large extent and thus one can also look at this uncertainty as an opportunity. We believe that the energy equation will adjust itself over next 6 months (unless we get a full-fledged European conflict, which is low probability event in our view) – despite Russia being large supplier of Gas and oil. Europe is not putting sanctions on energy imports from Russia and Iran/Venezuela/OPEC and US are likely to come in with modest supply additions. This has also pushed back substantial interest rate increases, despite high inflation – as growth moderation is more likely now than before. Earnings in developed countries remained healthy even in quarter gone by – so no earnings cut as of now – only valuation moderation is underway.

Domestically, we have outperformed most EMs on earnings and index return front over last 4 quarters. Indian market was already in valuation moderation mode for last 6 months. This has accentuated with energy prices going through the roof over last 5 weeks. India is more sensitive to energy prices as compared to most of its peers. With oil at US\$100, the Current Account Deficit (CAD) can deteriorate by >1% for FY23, depending upon the period of elevated energy prices, putting pressure on inflation and currency. Inflation pass-through would also be at least 50bps over next 3 month, if this persists. Clearly, we are vulnerable – if this sustains for longer period. Earnings could get downgraded as an outcome at these energy prices.

Having said that there are no macro worries, given >US\$600bn of forex and > US\$50bn of FDI annually. We are working with a base case that the energy prices might adjust itself within few months' time and thus the impact on economy and earnings would be far less than what market is projecting today. India story remains constructive, if the energy prices moderate in a shorter time frame. While in near term there are certain challenges; equity outlook from

medium term perspective remains constructive for India. We see several factors which are constructive viz. 1) Corporate earnings are expected to be healthy over 2-3 years, 2) Government has shifted focus to growth from fiscal limits – visible in Govt/PSU capex numbers – benefited further by tax revenues running ahead of expectations, 3) Exports are likely to be more resilient as compared to past few years, 4) Bank and Corporate balance sheets have gone through de-leveraging over last 6-7 years and are ready for growth – visible in sector like Cement, Metals, Chemicals etc. and 5) discretionary consumer demand is strong as economy is fully opening up after 18 months – visible in Retail, Real estate, Travel etc. All these factors indicate a conducive growth environment as compared to past few years.

At aggregate level, the earnings growth estimates for FY22/23 have remain unchanged with 30-35% and 15% growth, respectively. The earnings upgrades have been largely in sectors like Commodities, IT, Industrials, Banks and select individual companies, through last 4-5 quarters. The earnings upgrade cycle has taken a pause in Q3FY22 due raw material price pressures – after 5 consecutive quarters of earnings upgrade of 20-25%. For 3QFY22, the earnings season was good and again earnings were upgraded modestly driven by banks, IT, Industrials, energy and materials. After a span of five years, we have witnessed earnings upgrades through last 5-6 quarters. We expect the earnings upgrade cycle to shift from externally focused sectors like IT, Commodities/other exporters towards domestically focused opening-up sectors like Financials, Discretionary, Industrials, Housing etc (assuming the energy prices moderate back to below US\$100 within next 3 months). Thus, the portfolios have also gradually being aligned to sectors where the earnings upgrades are likely to happen over the next 4-6 quarters – which is domestically focused opening-up beneficiary sectors. **Although latest war and energy price elevation has forced us to tactically course correct in few of these positions for the time being.**

Nifty now is trading at 18x FY24 on consensus earnings, in a fair valuation zone from medium term perspective, assuming earnings downgrades are not substantial in FY23. The current uncertainty is good medium term valuation entry point for Indian market in our view, given that most domestic enablers are in place, and we are underway a cyclical upturn in economy and earnings.

Key risk still appears to be on 1) Earnings downgrades, if energy prices remain elevated for longer period, 2) Sizable pull back of favorable fiscal and monetary policies globally without commensurate growth and 3) Negative impact on growth and interest rates due to higher-than-expected inflation.

Source: ICRA MFI Explorer

Debt Market Review



Mr. Avnish Jain
Head - Fixed Income

Global economic prospects are overcast by downside risks from geopolitical conflict, surge in crude oil prices and intensified volatility across global financial markets which are smothering the incipient global recovery. The sharp hawkish pivot by AE Central banks on policy, in past few months, has made containing inflation, a priority. With US Consumer Price Index (CPI) inflation hugging 8%, it remains to be seen whether US Federal Reserve (FED) can engineer a soft landing or tip the US economy into recession. Higher rates in US could lead to sustained outflows from EMEs. Moreover, with monetary policy normalization well underway in advanced economies (AEs) (both in terms of rate hikes as well quantitative tightening (QT)) and elevated inflation levels, global financial conditions could tighten further, creating a pressure on emerging market economies (EMEs) which are already reeling under currency depreciation, sell-offs by foreign portfolio investors and slowing growth.

The Indian Economy is experiencing spillovers as it recovers from the third wave of the pandemic, with the improvement in demand conditions giving a boost to consumer and business confidence. A resilient farm sector coupled with a sustained retrieval in both industrial and services sectors supported the economy providing a relief on the supply side. The ongoing Ukraine crisis has heightened uncertainty clouding the global macroeconomic and financial landscape further, even as the world economy struggles to recover from the pandemic. As the conflict escalates, oil and other commodity prices are blazing to multi year highs, and financial markets are on edge, driven by massive sell-offs.

The Indian economy steadied in March after some moderation of pace in the preceding month with the sharp receding of the third wave resulting in a drop of 7-day average of daily infections below 3500. On the vaccination front 96 percent of the adult population has been inoculated with the first dose, while 82.3 per cent were administered both doses. Economy gaining traction has helped in rebuilding consumer sentiment which rose to its highest level since the first wave of the pandemic across both urban and rural constituents. Mobility around retail and recreation activity, grocery and pharmacies, parks, workplaces and transit station is above pre pandemic levels. The job market remained ebullient with a sharp growth in hiring in insurance, retail, auto industry, information technology, hospitality and financial services. The issuance of e-way bills remains robust.

The Monetary Policy Committee (MPC) / RBI finally bit the bullet and starting reversal of its ultra-accommodative policy. While holding repo rate and reverse repo rate on hold with accommodative stance, RBI introduced a standing deposit facility (SDF) at 3.75% as the lower end of the Liquidity adjustment facility (LAF) corridor, with the marginal standing facility (MSF), unchanged at 4.25%, being the upper end. In essence, the LAF corridor has been brought down to 50bps. In this way, the daily fixed reverse rate repo auction (FRRR) has become meaningless (and does not feature in the MPC statement) and RBI is likely to use the SDF to absorb liquidity on daily basis. In terms of stance as well, there was minor tweaking, with the MPC noting that "...decided to remain accommodative while focusing on withdrawal of accommodation". This clearly points to RBI signalling the market that stance change to "neutral" is likely in next policy and expectations would start building on repo rate hike by August 22. RBI further ratcheted up the inflation forecast to 5.7% for FY23 (from 4.5% in Feb policy) and downgraded GDP growth to 7.2% for FY2023 in line with geo-political situation as well global disruptions.

The stealth hike in reverse repo rate (by replacing it with SDF), led to immediate sell off across the curve, with the 10Y yield breached 7%. Future trajectory will be driven by support, if any, coming from RBI in terms of Open market purchases (OMOs). RBI further increased held to maturity (HTM) for banks to 23%, but it may not help that much, since the supply is large and demand is likely to be restricted in wake of high global rates, inflation and geo-political situation.

The 10-year US benchmark treasury yield has climbed to 2.34% (end Mar'22) from 1.83% (end Feb'22), as US FED started their rate hike cycle and vowed to bring inflation under control. Markets are

expecting another 200-225bps rate hike in CY2022. Further, the US FED signaled the start of QT with a maximum of USD95 billion runoff per month from its balance sheet. This is likely to reduce the FED's balance by around USD 1.1 trillion / year. This is likely to pressure the longer end of the US yield curve. The 10-year benchmark G-sec yield rose sharply post April MPC, with 10Y crossing the psychological level of 7%, as RBI shifts stance to managing inflation.

Outlook:

The global economy is facing formidable headwinds with the financial markets on edge, driven by mass buying into the safe haven assets, particularly gold. Amidst this turbulence the global outlook is worsening with intensified inflation and financial instability risks. The Bloomberg commodity price Index continued to surge, reaching a seven year high by breaching the 120 mark. Prices of crude, nickel, aluminum and wheat soared on growing supply shortages. Inflation continued to rise across economies with cost push pressures intensifying in the backdrop of a clogged supply chain, high energy, food and commodity prices and seeping wage pressures. Central banks across the world face a tough challenge of balancing the curbing of inflation against keeping the recovery on track. With economic outlook mired in heightened uncertainty, risks to EMEs have intensified as external conditions become increasingly less favourable, with capital outflows, global liquidity tightening and a worsening geopolitical environment.

India's GDP is expected to grow by 7.2% in FY2023, boosted by a low base in H1FY2023 and a pick-up in demand for contact intensive services, albeit contingent on the GOI's budgeted capex kicking off early. A prolonging of the Russia-Ukraine conflict, its impact on commodity prices and in turn, demand and margins, pose downside risks. As per latest RBI forecast, the CPI inflation is projected to average at 5.7% in FY2023, given the risk posed by high commodity prices and a weak INR. The GOI's budgeted fiscal deficit of 6.4% of GDP for FY2023 is likely to be adversely affected on account of potential excise duty cuts, high fertilizer and food subsidies, and compressed growth in direct taxes given squeezed corporates profit margins. However modest nominal GDP growth and tax buoyancy assumptions and, the spillover of the LIC IPO to FY2023 would provide some cushion. If the price of the Indian crude oil basket in FY2023 averages at US \$100/bbl, then the current account deficit (CAD) could widen to US \$90-95 billion (2.6% of GDP). Large foreign reserves are likely to avert a sudden sharp depreciation in the INR.

G-sec yields are likely to have an upward bias in the near term given the large GOI

Borrowings budgeted for FY2023 as well recent change of focus of the MPC from growth to inflation. Globally as well, Central Banks are now trying to quell inflation, which has surged in last few months

The MPC may shift to neutral stance in next policy, paving way for rate hike in 2QFY2023. While a shallow rate hike cycle is expected in FY2023, G-sec yields are likely to rise ahead of repo rate hikes, mirroring the trend in global rates. Once the borrowing calendar for FY2023 kicks off, it is expected that the G-sec yields are likely to harden in line with the global trends, even though the repo rate may not be hiked till August 2022. We expect the yield curve to bear steepen (longer term yields rising faster than shorter term yields) in next few months as supply in 10+ year segment is substantial. Short term segment may keep receiving support on easy liquidity.

We have been maintaining lower durations across all our debt schemes in anticipation of overall rise in yield curve. We will continue to monitor incoming data to actively adjust our portfolio positioning.

Investors can consider Low to Medium duration funds as an investment option. Inflation is expected to moderate from 2H FY2023 onwards, which may also support debt markets. Investors can decide their exposure to Fixed income portfolios based on risk tolerance level and the investment horizon.

Source: **ICRA MFI Explorer, Bloomberg, RBI, MOSPI, CMIE, FIMMDA, NSDL.

Snapshot of Equity Schemes / Debt Schemes / Hybrid & Other Schemes

(as on March 31, 2022)

EQUITY SCHEMES	Canara Robeco Flexicap Fund	Canara Robeco Blue Chip Equity Fund	Canara Robeco Emerging Equities	Canara Robeco Infrastructure	Canara Robeco Consumer Trends Fund	Canara Robeco Small Cap Fund	Canara Robeco Focused Equity Fund	Canara Robeco Value Fund	Canara Robeco Equity Tax Saver Fund
Category	Flexi Cap Fund	Large Cap Fund	Large & Mid Cap Fund	Thematic - Infrastructure	Thematic- Consumption & Finance Theme	Small Cap Fund	Focused Fund	Value Fund	ELSS
AUM (Cr\$)	7,256.26	6,647.28	12,994.20	200.35	778.03	2,344.13	1,477.13	654.70	3,586.39
Standard Deviation	18.20	17.52	20.97	23.61	19.29	26.88	-	-	19.42
Beta	0.80	0.80	0.87	0.71	0.86	0.80	-	-	0.85
Sharpe	0.83	0.84	0.78	0.69	0.79	1.10	-	-	0.88
R-Squared	0.93	0.93	0.93	0.81	0.88	0.92	-	-	0.91
Portfolio Turnover Ratio	0.37	0.44	0.35	0.32	0.8	0.27	0.44	0.27	0.57
Benchmark	S&P BSE 500 TRI	S&P BSE 100 TRI	NIFTY Large Midcap 250 TRI	S&P BSE India Infrastructure TRI	S&P BSE 100 TRI	Nifty Smallcap 250 Index TRI	S&P BSE 500 TRI	S&P BSE 500 Index TRI	S&P BSE 500 Index TRI
Fund Manager	Mr. Shridatta Bhandwalder	Mr. Shridatta Bhandwalder Mr. Vishal Mishra	Mr. Shridatta Bhandwalder	Mr. Vishal Mishra Mr. Shridatta Bhandwalder	Ms. Ennette Fernandes Mr. Shridatta Bhandwalder	Mr. Ajay Khandelwal Mr. Shridatta Bhandwalder	Mr. Shridatta Bhandwalder Mr. Amit Kadam	Mr. Vishal Mishra Ms. Silky Jain	Mr. Vishal Mishra Mr. Shridatta Bhandwalder
Exit Load	1% - if redeemed/switched out within 1 year from the date of allotment. Nil - if redeemed / switched out after 1 year from the date of allotment.						1% - if redeemed/switched out within 365 days from the date of allotment. Nil - if redeemed / switched out after 365 days from the date of allotment.		Nil

DEBT SCHEMES	Canara Robeco Overnight Fund*	Canara Robeco Liquid Fund**	Canara Robeco Ultra Short Term Fund**	Canara Robeco Savings Fund**	Canara Robeco Short Duration Fund*	Canara Robeco Income Fund*	Canara Robeco Dynamic Bond Fund**	Canara Robeco Corporate Bond Fund*	Canara Robeco Gilt Fund**
Category	Overnight Fund	Liquid Fund	Ultra Short Duration Fund	Low Duration Fund	Short Duration Fund	Medium to Long Duration Fund	Dynamic Fund	Corporate Bond Fund	Gilt Fund
AUM (Cr\$)	183.18	1,808.24	591.78	1,002.38	671.85	131.58	120.94	244.89	83.56
Average Maturity(Yrs)	0.01	0.04	0.38	0.55	1.59	3.16	2.06	1.46	2.46
Yield to Maturity(%)	3.53	3.62	4.21	4.39	4.88	5.33	4.84	4.88	5.05
Modified Duration(Yrs)	0.01	0.04	0.35	0.52	1.35	2.60	1.73	1.26	2.00
Macaulay Duration(Yrs)	0.01	0.04	0.37	0.54	1.41	2.69	1.78	1.32	2.05
Benchmark	CRISIL Overnight Fund AI Index	CRISIL Liquid Fund AI Index	CRISIL Ultra Short Duration Fund BI Index	CRISIL Low Duration Fund BI Index	CRISIL Short Duration Fund BII Index	CRISIL Medium to Long Duration Fund BIII Index	CRISIL Dynamic Bond Fund BIII Index	CRISIL Corporate Bond Fund BIII Index	CRISIL Dynamic Gilt Index
Fund Manager	Ms.SumanPrasad	Mr. Avnish Jain, Ms. Suman Prasad			Ms.SumanPrasad	Mr. Avnish Jain	Mr. Avnish Jain Ms.SumanPrasad	Mr. Avnish Jain	Mr. Avnish Jain Ms.SumanPrasad
Exit Load	Nil	If redeemed on Day 1; Exit Load is 0.0070%; If redeemed on Day 2; Exit Load is 0.0065%; If redeemed on Day 3; Exit Load is 0.0060%; If redeemed on Day 4; Exit Load is 0.0055%; If redeemed on Day 5; Exit Load is 0.0050%; If redeemed on Day 6; Exit Load is 0.0045%; If redeemed on or after Day 7; Exit Load is Nil.			Nil	1% - if redeemed/switched out within 12 months from the date of allotment	-If redeemed / switched out within six months from the date of allotment: 0.50% -If redeemed / switched out after six months from the date of allotment: Nil	If redeemed / switched - out within 90 Days from the date of allotment: 0.50% If redeemed / switched - out after 90 Days from the date of allotment: Nil	Nil

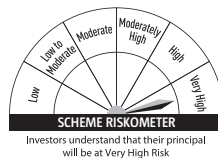
HYBRID & OTHER SCHEMES		Canara Robeco Conservative Hybrid Fund	Canara Robeco Equity Hybrid Fund
Category		Conservative Hybrid Fund	Aggressive Hybrid Fund
AUM (Cr\$)		1,110.43	7,663.11
Standard Deviation		4.67	13.45
Beta		1.08	0.94
Sharpe		1.36	0.88
R-Squared		0.73	0.93
Portfolio Turnover Ratio		2.61	0.96
Debt Quants	Average Maturity(Yrs)	1.50	1.14
	Yield to Maturity(%)	4.93	4.51
	Modified Duration(Yrs)	1.33	1.00
	Macaulay Duration(Yrs)	1.38	1.03
Benchmark		CRISIL Hybrid 85+15-Conservative Index	CRISIL Hybrid 35+65 - Aggressive Index
Fund Manager		Mr. Avnish Jain (Fixed Income) Mr. Shridatta Bhandwalder (Equities)	Ms. Ennette Fernandes, Mr. Shridatta Bhandwalder (Equities) Mr. Avnish Jain (Fixed Income)
Exit Load		For any redemption / switch out upto 10% of units within 1 Year from the date of allotment - Nil For any redemption / switch out more than 10% of units within 1 Year from the date of allotment - 1% For any redemption/switch out after 1 Year from the date of allotment - Nil	

CANARA ROBECO FLEXICAP FUND (CRFCF)

(as on March 31, 2022)

This product is suitable for investors who are seeking*:

- Capital appreciation over long term
- Investment in equity and equity related instruments across large cap, mid cap, small cap stocks



*Investors should consult their financial advisers if in doubt about whether the product is suitable for them.

FUND INFORMATION

CATEGORY/TYPE: Flexi Cap Fund - An open-ended equity scheme investing across large cap, mid cap, small cap stocks

SCHEME OBJECTIVE: To generate capital appreciation by investing in equity and equity related securities. However, there can be no assurance that the investment objective of the scheme will be realized.

Monthend AUM* : ₹ 7,256.26 Crores

Monthly AVG AUM : ₹ 6,893.04 Crores

NAV: (as on March 31, 2022)

Direct Plan - Growth Option ₹ 239.1200

Regular Plan - Growth Option ₹ 221.8500

Regular Plan - IDCW (payout/reinvestment) ₹ 45.6900

Direct Plan - IDCW (payout/reinvestment) ₹ 66.7500

DATE OF ALLOTMENT: September 16, 2003

ASSET ALLOCATION:

Equity & Equity Related Instruments - 65% to 100% (Risk-High)

Debt and money- market instruments - 0% to 35% (Risk-Low to medium)

Reits/Invits- 0% to 10% (Risk- Medium to High)

MINIMUM INVESTMENT:

₹ 5000 and in multiples of ₹1 thereafter

Subsequent purchases: Minimum amount of ₹ 1000 and multiples of ₹1 thereafter

SIP: For Any date/monthly frequency – ₹ 1000 and in multiples of ₹1 thereafter

For quarterly frequency – ₹ 2000 and in multiples of ₹ 1 thereafter

STP: For Daily/Weekly/Monthly frequency – ₹ 1000 and in multiples of ₹1 thereafter

For quarterly frequency – ₹ 2000 and in multiples of ₹ 1 thereafter

SWP: For monthly frequency – ₹ 1000 and in multiples of ₹1 thereafter

For quarterly frequency – ₹ 2000 and in multiples of ₹ 1 thereafter

PLANS / OPTIONS : Regular Plan - Reinvestment of Income Distribution cum Capital Withdrawal Option

Regular Plan - Payout of Income Distribution cum Capital Withdrawal Option

Regular Plan – Growth Option

Direct Plan - Reinvestment of Income Distribution cum Capital Withdrawal Option

Direct Plan - Payout of Income Distribution cum Capital Withdrawal Option

Direct Plan – Growth Option

ENTRY LOAD: Nil

EXIT LOAD:

1% - if redeemed/switched out within 1 year from the date of allotment.

Nil – if redeemed / switched out after 1 year from the date of allotment.

EXPENSE RATIO^:

Regular Plan : 1.91%

Direct Plan : 0.54%

BENCHMARK: S&P BSE 500 TRI

FUND MANAGER: Mr. Shridatta Bhandwaladar

TOTAL EXPERIENCE: 15 Years

MANAGING THIS FUND: Since 5-July-16

PRODUCT POSITIONING

Canara Robeco Flexicap Fund is an open ended flexi cap fund and follows a predominantly bottom-up investment approach with a focus on fundamentally sound companies which may deliver capital appreciation over the long-term. The fund also takes Top-down approach to identify sectoral themes based on the available opportunities. The fund is a market agnostic fund and take exposure across large, mid and small cap companies having high conviction ideas. The fund provides a blend of 'Growth' and 'Value' style of investing.

QUANTITATIVE INFORMATION⁵

Standard Deviation	18.20
Portfolio Beta	0.80
Portfolio Turnover Ratio	0.37 times
R-Squared	0.93
Sharpe Ratio	0.83

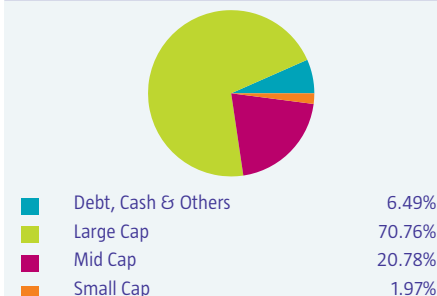
PORTFOLIO

Name of the Instruments	% to NAV
Equities	93.51
Listed	93.51
Banks	21.48
HDFC Bank Ltd	6.89
ICICI Bank Ltd	6.88
State Bank of India	3.09
Axis Bank Ltd	2.66
Kotak Mahindra Bank Ltd	1.96
Software	14.83
Infosys Ltd	7.84
Tata Consultancy Services Ltd	3.73
Mphasis Ltd	1.78
HCL Technologies Ltd	1.48
Finance	7.48
Bajaj Finance Ltd	3.88
Housing Development Finance Corporation Ltd	1.44
Cholamandalam Investment and Finance Co Ltd	1.06
Can Fin Homes Ltd	0.98
SBI Cards and Payment Services Ltd	0.12
Petroleum Products	5.75
Reliance Industries Ltd	5.75
Pharmaceuticals	5.67
Sun Pharmaceutical Industries Ltd	2.02
Divi's Laboratories Ltd	1.19
Gland Pharma Ltd	1.09
Abbott India Ltd	0.89
IPCA Laboratories Ltd	0.48
Consumer Non Durables	3.62
Hindustan Unilever Ltd	1.95
Tata Consumer Products Ltd	1.21
Asian Paints Ltd	0.46
Chemicals	3.36
Navin Fluorine International Ltd	1.21
Atul Ltd	1.08
Vinati Organics Ltd	1.07
Construction Project	3.22
Larsen & Toubro Ltd	3.22
Consumer Durables	2.99
Voltas Ltd	1.26
Bata India Ltd	0.95
Titan Co Ltd	0.78
Auto	2.95
Maruti Suzuki India Ltd	1.79
Tata Motors Ltd	1.16
Cement & Cement Products	2.87
Ultratech Cement Ltd	2.00

J.K. Cement Ltd	0.87
Auto Ancillaries	2.64
Sona Blw Precision Forgings Ltd	1.27
Minda Industries Ltd	1.24
Balkrishna Industries Ltd	0.13
Telecom - Services	2.47
Bharti Airtel Ltd	2.42
Bharti Airtel Ltd	0.05
Industrial Products	2.10
Bharat Forge Ltd	1.06
Polycab India Ltd	1.04
Insurance	1.90
Max Financial Services Ltd	1.14
HDCL Life Insurance Co Ltd	0.76
Industrial Capital Goods	1.69
ABB India Ltd	1.01
Honeywell Automation India Ltd	0.68
Retailing	1.45
Avenue Supermarkets Ltd	1.45
Healthcare Services	1.31
Max Healthcare Institute Ltd	1.31
Construction	1.14
Oberoi Realty Ltd	1.14
Non - Ferrous Metals	1.08
Hindalco Industries Ltd	1.08
Gas	1.01
Gujarat Gas Ltd	1.01
Transportation	0.99
TCI Express Ltd	0.99
Pesticides	0.88
PI Industries Ltd	0.88
Leisure Services	0.32
Jubilant Foodworks Ltd	0.32
Ferrous Metals	0.31
Tata Steel Ltd	0.31
Money Market Instruments	7.83
TREPS	7.83
Net Current Assets	-1.34

Grand Total (Net Asset) 100.00

MARKET CAPITALIZATION



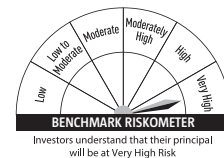
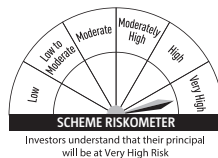
⁵Source ICRA MFI Explorer ● # Monthend AUM as on 31.03.2022 ● ^The expense ratios mentioned for the schemes includes GST on investment management fees. ● Please refer page no. 42 for disclaimers.

CANARA ROBECO BLUE CHIP EQUITY FUND (CRBCEF)

(as on March 31, 2022)

This product is suitable for investors who are seeking*:

- Capital appreciation over long term
- Investing predominantly in equities and equity related instruments of large cap companies



*Investors should consult their financial advisers if in doubt about whether the product is suitable for them.

FUND INFORMATION

CATEGORY/TYPE : Large Cap Fund - An open ended equity scheme predominantly investing in large cap stocks

SCHEME OBJECTIVE :

The Investment Objective of the fund is to provide capital appreciation by predominantly investing in companies having a large market capitalization. However, there can be no assurance that the investment objective of the scheme will be realized.

Monthend AUM* : ₹ 6,647.28 Crores

Monthly AVG AUM : ₹ 6,315.46 Crores

NAV: (as on March 31, 2022)

Direct Plan - Growth Option ₹ 45.1000

Regular Plan - Growth Option ₹ 40.7000

Regular Plan - IDCW (payout/reinvestment) ₹ 21.0200

Direct Plan - IDCW (payout/reinvestment) ₹ 36.7200

DATE OF ALLOTMENT : August 20, 2010

ASSET ALLOCATION :

Large Cap equity and equity related instruments* - 80% to 100% (Risk- High)

Other Equity and equity related instruments - 0% to 20% (Risk- Low)

Debt and Money Market Instruments - 0% to 20% (Risk- Low to Medium)

Reits/Invits - 0% to 10% (Risk- Medium to High)

*As defined by SEBI Circular No. SEBI/HO/IMD/DF3/CIR/P/2017/114 dated October 06, 2017 and SEBI/HO/IMD/DF3/CIR/P/2017/126 dated December 04, 2017 and as amended from time to time (currently it defines Large Cap Companies as those which are ranked from 1 to 100 based on their full market capitalization).

MINIMUM INVESTMENT:

₹ 5000 and in multiples of ₹1 thereafter

Subsequent purchases: Minimum amount of ₹ 1000 and multiples of ₹1 thereafter

SIP: For Any date/monthly frequency – ₹ 1000 and in multiples of ₹1 thereafter

For quarterly frequency – ₹ 2000 and in multiples of ₹ 1 thereafter

STP: For Daily/Weekly/Monthly frequency – ₹ 1000 and in multiples of ₹ 1 thereafter

For quarterly frequency – ₹ 2000 and in multiples of ₹ 1 thereafter

SWP: For monthly frequency – ₹ 1000 and in multiples of ₹ 1 thereafter

For quarterly frequency – ₹ 2000 and in multiples of ₹ 1 thereafter

PLANS / OPTIONS :

Regular Plan - Reinvestment of Income Distribution cum Capital Withdrawal Option

Regular Plan - Payout of Income Distribution cum Capital Withdrawal Option

Regular Plan - Growth Option

Direct Plan - Reinvestment of Income Distribution cum Capital Withdrawal Option

Direct Plan - Payout of Income Distribution cum Capital Withdrawal Option

Direct Plan - Growth Option

ENTRY LOAD: Nil

EXIT LOAD:

1% - if redeemed/switched out within 1 year from the date of allotment.

Nil – if redeemed / switched out after 1 year from the date of allotment

EXPENSE RATIO^:

Regular Plan : 1.86%

Direct Plan : 0.45%

BENCHMARK : S&P BSE 100 TRI

FUND MANAGER : 1) Mr. Shridatta Bhandwaladar
2) Mr. Vishal Mishra

TOTAL EXPERIENCE : 1) 15 Years
2) 18 Years

MANAGING THIS FUND : 1) Since 5-July-16
2) Since 01-June-21

PRODUCT POSITIONING

Canara Robeco Bluechip Equity Fund is an open ended large cap fund which will invest in Top 100 companies based on their full Market Capitalisation. The fund provides a blend of 'Growth' and 'Value' style of investing. The fund aims to benefit from the growing Indian economy by investing in large cap stocks as they have a potential to grow in tandem with Indian economy.

QUANTITATIVE INFORMATION[§]

Standard Deviation	17.52
Portfolio Beta	0.80
Portfolio Turnover Ratio	0.44 times
R-Squared	0.93
Sharpe Ratio	0.84

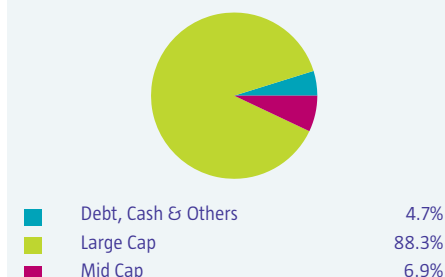
PORTFOLIO

Name of the Instruments	% to NAV
Equities	95.26
Listed	95.26
Banks	24.79
ICICI Bank Ltd	8.33
HDFC Bank Ltd	8.04
State Bank of India	3.12
Axis Bank Ltd	2.85
Kotak Mahindra Bank Ltd	2.45
Software	17.42
Infosys Ltd	9.08
Tata Consultancy Services Ltd	4.76
HCL Technologies Ltd	1.87
Mphasis Ltd	1.71
Petroleum Products	8.04
Reliance Industries Ltd	8.04
Consumer Non Durables	6.93
Hindustan Unilever Ltd	2.12
United Spirits Ltd	1.62
Tata Consumer Products Ltd	1.18
ITC Ltd	1.17
Asian Paints Ltd	0.53
Godrej Consumer Products Ltd	0.31
Finance	6.47
Bajaj Finance Ltd	4.15
Housing Development Finance Corporation Ltd	2.03
Cholamandalam Investment and Finance Co Ltd	0.29
Pharmaceuticals	4.97
Sun Pharmaceutical Industries Ltd	2.09
Divi's Laboratories Ltd	1.08
Gland Pharma Ltd	1.08
Cipla Ltd	0.52
Abbott India Ltd	0.20
Auto	4.94
Maruti Suzuki India Ltd	2.11
Bajaj Auto Ltd	1.43

Tata Motors Ltd	1.40
Construction Project	3.39
Larsen & Toubro Ltd	3.39
Telecom - Services	3.08
Bharti Airtel Ltd	3.08
Cement & Cement Products	3.06
Ultratech Cement Ltd	2.05
Ambuja Cements Ltd	1.01
Consumer Durables	2.16
Voltas Ltd	1.29
Titan Co Ltd	0.87
Insurance	1.89
HDFC Life Insurance Co Ltd	0.95
Max Financial Services Ltd	0.94
Retailing	1.46
Avenue Supermarkets Ltd	1.46
Ferrous Metals	1.22
Tata Steel Ltd	1.22
Textile Products	1.06
Page Industries Ltd	1.06
Non - Ferrous Metals	0.98
Hindalco Industries Ltd	0.98
Healthcare Services	0.98
Max Healthcare Institute Ltd	0.98
Gas	0.88
Gujarat Gas Ltd	0.88
Pesticides	0.79
PI Industries Ltd	0.79
Industrial Capital Goods	0.49
ABB India Ltd	0.49
Leisure Services	0.26
Jubilant Foodworks Ltd	0.26
Money Market Instruments	4.84
TREPS	4.84
Net Current Assets	-0.10

Grand Total (Net Asset) 100.00

MARKET CAPITALIZATION



CANARA ROBECO EMERGING EQUITIES (CREE)

(as on March 31, 2022)

This product is suitable for investors who are seeking*:

- Capital appreciation over long term
- Investing predominantly in equities and equity related instruments of both large cap and mid cap companies



*Investors should consult their financial advisers if in doubt about whether the product is suitable for them.

FUND INFORMATION

CATEGORY/TYPE: Large & Mid Cap Fund - An open ended equity scheme investing in both large cap and mid cap stocks

SCHEME OBJECTIVE: To generate capital appreciation by investing in a diversified portfolio of large and mid-cap stocks. However, there can be no assurance that the investment objective of the scheme will be realized.

Monthend AUM* : ₹ 12,994.20 Crores

Monthly AVG AUM : ₹ 12,446.13 Crores

NAV: (as on March 31, 2022)

Direct Plan - Growth Option ₹ 174.9200

Regular Plan - Growth Option ₹ 158.3200

Regular Plan - IDCW (payout/reinvestment) ₹ 60.4000

Direct Plan - IDCW (payout/reinvestment) ₹ 88.6500

DATE OF ALLOTMENT: March 11, 2005

ASSET ALLOCATION:

Large Cap equity and equity related instruments* - 35% to 65% (Risk- High)

Mid Cap equity and equity related instruments* - 35% to 65% (Risk- High)

Other equity and equity related instruments, debt and money market instruments - 0% to 30% (Risk- Low to Medium)

Reits/Invits- 0% to 10%. (Risk- Medium to High)

*As defined by SEBI Circular No. SEBI / HO / IMD / DF3 / CIR / P / 2017 / 114 dated October 06, 2017 and SEBI/HO/IMD/DF3/CIR/P/2017/126 dated December 04, 2017 as amended from time to time. (Currently it defines Large Cap Companies as those which are ranked from 1 to 100 and Mid Cap Companies as those which are ranked from 101 to 250 based on their full market capitalization.)

MINIMUM INVESTMENT:

₹ 5000 and in multiples of ₹1 thereafter

Subsequent purchases: Minimum amount of ₹ 1000 and multiples of ₹1 thereafter

SIP: For Any date/monthly frequency – ₹ 1000 and in multiples of ₹1 thereafter

For quarterly frequency – ₹ 2000 and in multiples of ₹ 1 thereafter

STP: For Daily/Weekly/Monthly frequency – ₹ 1000 and in multiples of ₹1 thereafter

For quarterly frequency – ₹ 2000 and in multiples of ₹ 1 thereafter

SWP: For monthly frequency – ₹ 1000 and in multiples of ₹1 thereafter

For quarterly frequency – ₹ 2000 and in multiples of ₹ 1 thereafter

PLANS / OPTIONS : Regular Plan - Reinvestment of Income Distribution cum Capital Withdrawal Option

Regular Plan - Payout of Income Distribution cum Capital Withdrawal Option

Regular Plan - Growth Option

Direct Plan - Reinvestment of Income Distribution cum Capital Withdrawal Option

Direct Plan - Payout of Income Distribution cum Capital Withdrawal Option

Direct Plan - Growth Option

ENTRY LOAD: Nil

EXIT LOAD :

1% - If redeemed/switched out within 1 year from the date of allotment

Nil - if redeemed/switched out after 1 year from the date of allotment

EXPENSE RATIO^:

Regular Plan : 1.84%

Direct Plan : 0.61%

BENCHMARK : NIFTY Large Midcap 250 TRI

FUND MANAGER: Mr. Shridatta Bhandwadar

TOTAL EXPERIENCE: 15 Years

MANAGING THIS FUND: Since 01-Oct-19

PRODUCT POSITIONING

Canara Robeco Emerging Equities being an open ended large & mid cap fund, follows a bottom-up approach to predominantly invest in a well diversified portfolio of companies within large & mid cap universe. The fund endeavours to identify the stars of tomorrow within the segment.

QUANTITATIVE INFORMATION⁵

Standard Deviation	20.97
Portfolio Beta	0.87
Portfolio Turnover Ratio	0.35 times
R-Squared	0.93
Sharpe Ratio	0.78

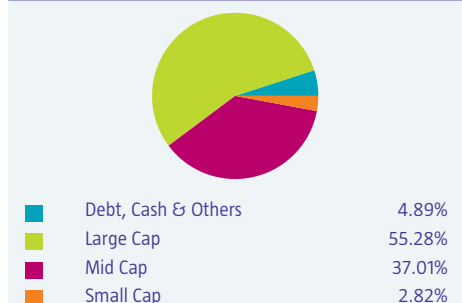
PORTFOLIO

Name of the Instruments	% to NAV
Equities	95.11
Listed	95.11
Banks	18.64
ICICI Bank Ltd	5.49
HDFC Bank Ltd	4.83
State Bank of India	3.21
Axis Bank Ltd	2.90
Kotak Mahindra Bank Ltd	1.25
City Union Bank Ltd	0.96
Software	10.89
Infosys Ltd	5.96
Tata Consultancy Services Ltd	2.51
Mphasis Ltd	2.42
Pharmaceuticals	6.37
Sun Pharmaceutical Industries Ltd	1.72
Gland Pharma Ltd	1.45
Divi's Laboratories Ltd	1.12
Abbott India Ltd	1.08
IPCA Laboratories Ltd	1.00
Finance	6.36
Bajaj Finance Ltd	3.45
Cholamandalam Investment and Finance Co Ltd	2.02
LIC Housing Finance Ltd	0.66
SBI Cards and Payment Services Ltd	0.23
Chemicals	4.68
Atul Ltd	1.79
Navin Fluorine International Ltd	1.60
Vinati Organics Ltd	1.29
Auto Ancillaries	4.57
Minda Industries Ltd	2.20
Sona Blw Precision Forgings Ltd	1.59
Balkrishna Industries Ltd	0.78
Petroleum Products	3.85
Reliance Industries Ltd	3.85
Consumer Non Durables	3.53
Hindustan Unilever Ltd	1.35
Tata Consumer Products Ltd	1.29
Kansai Nerolac Paints Ltd	0.89
Industrial Products	3.27
Polycab India Ltd	1.69

Bharat Forge Ltd	1.04
AIA Engineering Ltd	0.54
Retailing	3.22
Aditya Birla Fashion and Retail Ltd	1.69
Avenue Supermarts Ltd	1.53
Consumer Durables	3.17
Voltas Ltd	2.27
Whirlpool Of India Ltd	0.90
Auto	3.05
Maruti Suzuki India Ltd	1.13
Tata Motors Ltd	1.05
TVS Motor Co Ltd	0.87
Telecom - Services	3.04
Bharti Airtel Ltd	2.00
Tata Communications Ltd	0.99
Bharti Airtel Ltd	0.05
Construction Project	2.22
Larsen & Toubro Ltd	2.22
Healthcare Services	2.19
Max Healthcare Institute Ltd	2.19
Cement & Cement Products	2.19
Ultratech Cement Ltd	1.47
The Ramco Cements Ltd	0.72
Leisure Services	2.06
Indian Hotels Co Ltd	1.50
Jubilant Foodworks Ltd	0.56
Gas	1.94
Gujarat Gas Ltd	1.22
Indraprastha Gas Ltd	0.72
Industrial Capital Goods	1.69
ABB India Ltd	1.06
Honeywell Automation India Ltd	0.63
Aerospace & Defense	1.61
Bharat Electronics Ltd	1.61
Insurance	1.51
Max Financial Services Ltd	1.51
Construction	1.47
Oberoi Realty Ltd	1.47
Pesticides	1.10
PI Industries Ltd	1.10
Paper	1.08
Century Textile & Industries Ltd	1.08
Transportation	0.78
TCL Express Ltd	0.78
Ferrous Metals	0.63
Tata Steel Ltd	0.63
Money Market Instruments	5.29
TREPS	5.29
Net Current Assets	-0.40

Grand Total (Net Asset) 100.00

MARKET CAPITALIZATION



⁵Source ICRA MFI Explorer ● # Monthend AUM as on 31.03.2022 ● ^The expense ratios mentioned for the schemes includes GST on investment management fees. ● Please refer page no. 42 for disclaimers.

CANARA ROBECO SMALL CAP FUND (CRSCF)

(as on March 31, 2022)

This product is suitable for investors who are seeking*:

- Capital appreciation over long term
- Investing predominantly in equities and equity related instruments of small cap companies



*Investors should consult their financial advisers if in doubt about whether the product is suitable for them.

FUND INFORMATION

CATEGORY/TYPE: Small Cap Fund -An open-ended equity scheme predominantly investing in small cap stocks.

SCHEME OBJECTIVE:

The investment objective of the Scheme is to generate capital appreciation by investing predominantly in Small Cap stocks. However, there can be no assurance that the investment objective of the scheme will be realized.

Monthend AUM[#] : ₹ 2,344.13 Crores

Monthly AVG AUM : ₹ 2,161.08 Crores

NAV: (as on March 31, 2022)

Direct Plan - Growth Option ₹ 25.6900

Regular Plan - Growth Option ₹ 24.3200

Regular Plan - IDCW (payout/reinvestment) ₹ 22.8200

Direct Plan - IDCW (payout/reinvestment) ₹ 24.1400

DATE OF ALLOTMENT: February 15, 2019

ASSET ALLOCATION:

Equity and Equity-related Instruments of Smallcap companies* 65% to 100% (High)

Equity and Equity-related Instruments of companies other than Smallcap companies 0% to 35% (High)

Debt and Money Market Instruments 0% to 35% (Low to Medium)

Units issued by REITs and InvITs 0% to 10% (Medium to High)

*Investment universe of "Small Cap": The investment universe of "Small Cap" shall comprise companies as defined by SEBI from time to time. In terms of SEBI circular SEBI/ HO/ IMD/ DF3/ CIR/ P/ 2017/ 114 dated October 6, 2017, the universe of "Small Cap" shall consist of 251st company onwards in terms of full market capitalization

MINIMUM INVESTMENT:

₹ 5000 and in multiples of ₹1 thereafter

Subsequent purchases: Minimum amount of ₹ 1000 and multiples of ₹1 thereafter

SIP: For Any date/monthly frequency – ₹ 1000 and in multiples of ₹1 thereafter

For quarterly frequency – ₹ 2000 and in multiples of ₹ 1 thereafter

STP: For Daily/Weekly/Monthly frequency – ₹ 1000 and in multiples of ₹1 thereafter

For quarterly frequency – ₹ 2000 and in multiples of ₹ 1 thereafter

SWP: For monthly frequency – ₹ 1000 and in multiples of ₹1 thereafter

For quarterly frequency – ₹ 2000 and in multiples of ₹ 1 thereafter

PLANS / OPTIONS:

Regular Plan - Reinvestment of Income Distribution cum Capital Withdrawal Option

Regular Plan - Payout of Income Distribution cum Capital Withdrawal Option

Regular Plan - Growth Option

Direct Plan - Reinvestment of Income Distribution cum Capital Withdrawal Option

Direct Plan - Payout of Income Distribution cum Capital Withdrawal Option

Direct Plan - Growth Option

ENTRY LOAD: Nil

EXIT LOAD: In respect of each purchase / switch-in of units, 1% - if Units are redeemed / switched-out within 1 year from the date of allotment. Nil – if redeemed / switched out after 1 year from the date of allotment.

EXPENSE RATIO[^]:

Regular Plan : 2.26% Direct Plan : 0.46%

BENCHMARK: Nifty Smallcap 250 Index TRI

FUND MANAGER : 1) Mr. Ajay Khandelwal
2) Mr. Shridatta Bhandwadar

TOTAL EXPERIENCE : 1) 17 Years
2) 15 Years

MANAGING THIS FUND : 1) Since 21-Dec-21
2) Since 01-Oct-19

PRODUCT POSITIONING

Canara Robeco Small Cap Fund is an open-ended equity scheme predominantly investing in small cap stocks. It considers companies ranked 251st and onwards in terms of full Market Capitalization as its Investment universe. The fund provides a blend of 'Growth' and 'Value' style of investing. This Fund seeks to invest in high quality small cap business which are undervalued and have a sustainable business. Further, it aims to invest in companies with consistent earnings and reasonable valuations which could lead to Alpha Generation opportunity. Fund intends to invest at least 65% in small-cap companies which have high growth potential and remaining 35% of the portfolio across Large, Mid and Small cap companies after assessing the market conditions.

QUANTITATIVE INFORMATION[§]

Standard Deviation	26.88
Portfolio Beta	0.80
Portfolio Turnover Ratio	0.27 times
R-Squared	0.92
Sharpe Ratio	1.10

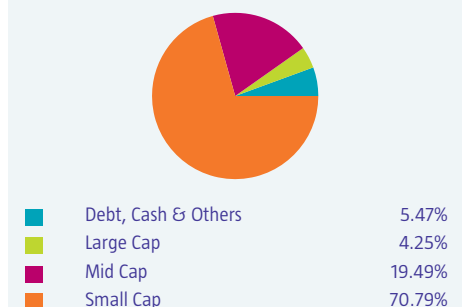
PORTFOLIO

Name of the Instruments	% to NAV
Equities	94.53
Listed	94.53
Industrial Products	11.47
Schaeffler India Ltd	2.80
Grindwell Norton Ltd	2.48
Rhi Magnesita India Ltd	2.31
Mold Tek Packaging Ltd	1.53
Timken India Ltd	1.29
EPL Ltd	1.06
Capital Markets	10.23
UTI Asset Management Co Ltd	1.91
Angel One Ltd	1.75
Indian Energy Exchange Ltd	1.44
Computer Age Management Services Ltd	1.39
ICRA Ltd	1.35
BSE Ltd	1.35
Central Depository Services (India) Ltd	1.04
Consumer Durables	9.06
Cera Sanitaryware Ltd	2.73
Greenpanel Industries Ltd	2.12
V.I.P. Industries Ltd	1.98
Greenply Industries Ltd	1.37
Greenlam Industries Ltd	0.86
Construction	8.87
Mahindra Lifespace Developers Ltd	2.17
KNR Constructions Ltd	2.12
PNC Infratech Ltd	1.92
Sobha Ltd	1.43
Ahluwalia Contracts (India) Ltd	1.23
Finance	7.51
Can Fin Homes Ltd	2.79
Creditaccess Grameen Ltd	1.94
Equitas Holdings Ltd	1.43

Shriram City Union Finance Ltd	0.71
Anand Rathi Wealth Ltd	0.64
Chemicals	5.56
NOCIL Ltd	1.52
Clean Science And Technology Ltd	1.23
Galaxy Surfactants Ltd	1.06
Fine Organic Industries Ltd	0.92
Deepak Nitrite Ltd	0.83
Transportation	5.43
VRL Logistics Ltd	2.31
Great Eastern Shipping Co Ltd	1.72
TCI Express Ltd	1.40
Software	5.28
Persistent Systems Ltd	2.66
MindTree Ltd	2.62
Banks	4.34
City Union Bank Ltd	2.15
Indian Bank	1.42
DCB Bank Ltd	0.77
Consumer Non Durables	4.12
Balrampur Chini Mills Ltd	2.40
EID Parry India Ltd	1.72
Retailing	3.56
V-Mart Retail Ltd	1.57
Aditya Birla Fashion and Retail Ltd	1.51
Vedant Fashions Ltd	0.48
Textile Products	2.81
K.P.R. Mill Ltd	2.81
Industrial Capital Goods	2.24
Thermax Ltd	1.24
Honeywell Automation India Ltd	1.00
Commercial Services	1.80
Teamlease Services Ltd	1.80
Non - Ferrous Metals	1.72
National Aluminium Co Ltd	1.72
Cement & Cement Products	1.63
Ultratech Cement Ltd	1.63
Paper	1.55
Century Textile & Industries Ltd	1.55
Entertainment	1.55
PVR Ltd	1.55
Pharmaceuticals	1.26
Suven Pharmaceuticals Ltd	1.26
Auto Ancillaries	1.17
Subros Ltd	1.17
Healthcare Services	1.16
Max Healthcare Institute Ltd	1.16
Power	1.07
KEC International Ltd	1.07
Pesticides	1.00
Rallis India Ltd	1.00
Petroleum Products	0.14
Gulf Oil Lubricants India Ltd	0.14
Money Market Instruments	7.62
TREPS	7.62
Net Current Assets	-2.15

Grand Total (Net Asset) 100.00

MARKET CAPITALIZATION



CANARA ROBECO INFRASTRUCTURE (CRI)

(as on March 31, 2022)

This product is suitable for investors who are seeking*:

- Capital appreciation over long term
- Investing in equities and equity related instruments of companies following the Infrastructure Theme



*Investors should consult their financial advisers if in doubt about whether the product is suitable for them.

FUND INFORMATION

CATEGORY/TYPE: Thematic - Infrastructure - An open-ended equity scheme following infrastructure theme

SCHEME OBJECTIVE: To generate income / capital appreciation by investing in equities and equity related instruments of companies in the infrastructure sector. However, there can be no assurance that the investment objective of the scheme will be realized.

Monthend AUM* : ₹ 200.35 Crores

Monthly AVG AUM : ₹ 194.88 Crores

NAV: (as on March 31, 2022)

Direct Plan - Growth Option ₹ 79.3500

Regular Plan - Growth Option ₹ 73.5300

Regular Plan - IDCW (payout/reinvestment) ₹ 33.2000

Direct Plan - IDCW (payout/reinvestment) ₹ 44.6100

DATE OF ALLOTMENT: December 2, 2005

ASSET ALLOCATION:

Equity and equity related instruments of companies in the Infrastructure sector including derivatives of such companies - 80% to 100% (Risk- High)

Debt and Money Market instruments - 0% to 20% (Risk- Low to Medium)

Reits/Invits- 0% to 10% (Risk- Medium to High)

MINIMUM INVESTMENT:

₹ 5000 and in multiples of ₹1 thereafter

Subsequent purchases: Minimum amount of ₹ 1000 and multiples of ₹1 thereafter

SIP: For Any date/monthly frequency – ₹ 1000 and in multiples of ₹1 thereafter

For quarterly frequency – ₹ 2000 and in multiples of ₹ 1 thereafter

STP: For Daily/Weekly/Monthly frequency – ₹ 1000 and in multiples of ₹1 thereafter

For quarterly frequency – ₹ 2000 and in multiples of ₹ 1 thereafter

SWP: For monthly frequency – ₹ 1000 and in multiples of ₹1 thereafter

For quarterly frequency – ₹ 2000 and in multiples of ₹ 1 thereafter

PLANS / OPTIONS :

Regular Plan - Reinvestment of Income Distribution cum Capital Withdrawal Option

Regular Plan - Payout of Income Distribution cum Capital Withdrawal Option

Regular Plan - Growth Option

Direct Plan - Reinvestment of Income Distribution cum Capital Withdrawal Option

Direct Plan - Payout of Income Distribution cum Capital Withdrawal Option

Direct Plan - Growth Option

ENTRY LOAD: Nil

EXIT LOAD:

1% - if redeemed/switched out within 1 year from the date of allotment.

Nil – if redeemed / switched out after 1 year from the date of allotment

EXPENSE RATIO^:

Regular Plan : 2.80% Direct Plan : 1.29%

BENCHMARK: S&P BSE India Infrastructure TRI

FUND MANAGER: 1) Mr. Vishal Mishra
2) Mr. Shridatta Bhandwadar

TOTAL EXPERIENCE: 1) 18 Years
2) 15 Years

MANAGING THIS FUND: 1) Since 26-June-21
2) Since 29-Sept-18

PRODUCT POSITIONING

Canara Robeco Infrastructure is an open ended thematic fund which endeavours to capture opportunities in the Indian infrastructure space. The fund follows a thematic approach towards Infrastructure with a 'Growth' style of investing. The fund aims to have concentrated holdings on high conviction ideas.

QUANTITATIVE INFORMATION[§]

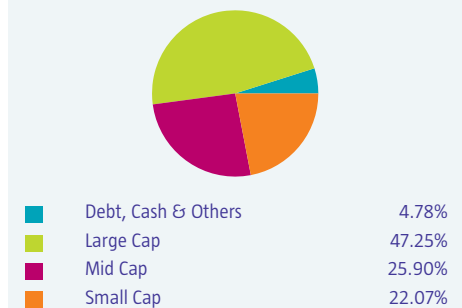
Standard Deviation	23.61
Portfolio Beta	0.71
Portfolio Turnover Ratio	0.32 times
R-Squared	0.81
Sharpe Ratio	0.69

PORTFOLIO

Name of the Instruments	% to NAV
Equities	95.22
Listed	95.22
Construction	16.45
KNR Constructions Ltd	5.43
Ahluwalia Contracts (India) Ltd	3.10
PNC Infratech Ltd	3.05
Sobha Ltd	2.68
Brigade Enterprises Ltd	2.19
Industrial Capital Goods	15.79
Siemens Ltd	4.79
Thermax Ltd	4.17
ABB India Ltd	3.93
Honeywell Automation India Ltd	2.90
Industrial Products	11.71
Schaeffler India Ltd	5.04
Grindwell Norton Ltd	3.46
Timken India Ltd	3.21
Banks	11.36
ICICI Bank Ltd	6.69
State Bank of India	4.67
Construction Project	8.32
Larsen & Toubro Ltd	8.32
Cement & Cement Products	7.52
Ultratech Cement Ltd	2.55
Ambuja Cements Ltd	1.55
Grasim Industries Ltd	1.45
J.K. Cement Ltd	1.15
Dalmia Bharat Ltd	0.82
Aerospace & Defense	5.56
Bharat Electronics Ltd	5.56
Power	4.73
NTPC Ltd	2.68
Power Grid Corporation of India Ltd	2.05
Transportation	3.28
TCI Express Ltd	2.41
Container Corporation Of India Ltd	0.87
Gas	3.01
Gujarat Gas Ltd	1.65
GAIL (India) Ltd	1.36
Non - Ferrous Metals	2.41
Hindalco Industries Ltd	2.41
Auto Ancillaries	1.91
Bosch Ltd	1.91
Petroleum Products	1.69
Indian Oil Corporation Ltd	1.69

Ferrous Metals	1.48
Tata Steel Ltd	1.48
Money Market Instruments	5.53
TREPS	5.53
Net Current Assets	-0.75
Grand Total (Net Asset)	100.00

MARKET CAPITALIZATION



[§]Source ICRA MFI Explorer ● # Monthend AUM as on 31.03.2022 ● ^The expense ratios mentioned for the schemes includes GST on investment management fees. ● Please refer page no. 42 for disclaimers.

CANARA ROBECO CONSUMER TRENDS FUND (CRCTF)

(as on March 31, 2022)

This product is suitable for investors who are seeking*:

- Capital appreciation over long term
- Investing in equity and equity related securities of companies following the Consumption and Financial Theme



*Investors should consult their financial advisers if in doubt about whether the product is suitable for them.

FUND INFORMATION

CATEGORY/TYPE : Thematic - Consumption & Finance Theme - An open ended equity scheme following the consumption and financial theme

SCHEME OBJECTIVE: To provide long-term capital appreciation by primarily investing in equity and equity related securities of companies which directly or indirectly benefit from the growing consumer demand in India. However, there can be no assurance that the investment objective of the scheme will be realized.

Monthend AUM* : ₹ 778.03 Crores

Monthly AVG AUM : ₹ 748.04 Crores

NAV: (as on March 31, 2022)

Direct Plan - Growth Option ₹ 70.8300

Direct Plan - IDCW (payout/reinvestment) ₹ 54.4700

Regular Plan - Growth Option ₹ 64.2600

Regular Plan - IDCW (payout/reinvestment) ₹ 31.1600

DATE OF ALLOTMENT: September 14, 2009

ASSET ALLOCATION:

Equity and equity related instruments of companies which directly or indirectly benefit from the growing consumer demand in India - 80% to 100%. (Risk-High)

Other Equity and equity related instruments - 0% to 20%. (Risk-High)

Debt and Money Market instruments - 0% to 20%. (Risk-Medium to Low)

Reits/Invits - 0% to 10% (Risk-medium to High)

MINIMUM INVESTMENT :

₹ 5000 and in multiples of ₹ 1 thereafter

Subsequent purchases: Minimum amount of ₹ 1000 and multiples of ₹ 1 thereafter

SIP: For Any date/monthly frequency – ₹ 1000 and in multiples of ₹ 1 thereafter

For quarterly frequency – ₹ 2000 and in multiples of ₹ 1 thereafter

STP: For Daily/Weekly/Monthly frequency – ₹ 1000 and in multiples of ₹ 1 thereafter

For quarterly frequency – ₹ 2000 and in multiples of ₹ 1 thereafter

SWP: For monthly frequency – ₹ 1000 and in multiples of ₹ 1 thereafter

For quarterly frequency – ₹ 2000 and in multiples of ₹ 1 thereafter

PLANS / OPTIONS :

Regular Plan - Reinvestment of Income Distribution cum Capital Withdrawal Option

Regular Plan - Payout of Income Distribution cum Capital Withdrawal Option

Regular Plan - Growth Option

Direct Plan - Reinvestment of Income Distribution cum Capital Withdrawal Option

Direct Plan - Payout of Income Distribution cum Capital Withdrawal Option

Direct Plan - Growth Option

ENTRY LOAD: Nil

EXIT LOAD :

1% - If redeemed/switched out within 1 year from the date of allotment.

Nil - if redeemed/switched out after 1 year from the date of allotment

EXPENSE RATIO^:

Regular Plan : 2.52% Direct Plan : 1.09%

BENCHMARK: S&P BSE 100 TRI

FUND MANAGER:	1) Ms. Ennette Fernandes 2) Mr. Shridatta Bhandwadar
TOTAL EXPERIENCE:	1) 12 Years 2) 15 Years
MANAGING THIS FUND:	1) Since 01-Oct-21 2) Since 01-Oct-19

PRODUCT POSITIONING

Canara Robeco Consumer Trends Fund is an open ended thematic fund predominantly investing in companies which directly or indirectly benefit from the growing consumption demand in India and looks for opportunity to invest in companies which benefit from aspirational consumption and financial penetration theme. The fund will invest in stocks across the Market Capitalisation range and will look to follow 'Growth' style of investing.

QUANTITATIVE INFORMATION[§]

Standard Deviation	19.29
Portfolio Beta	0.86
Portfolio Turnover Ratio	0.8 times
R-Squared	0.88
Sharpe Ratio	0.79

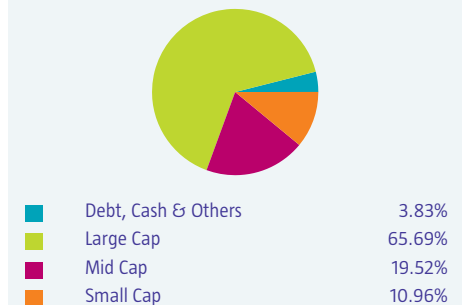
PORTFOLIO

Name of the Instruments	% to NAV
Equities	96.17
Listed	96.17
Consumer Non Durables	22.31
ITC Ltd	6.44
Hindustan Unilever Ltd	4.48
Tata Consumer Products Ltd	2.76
United Spirits Ltd	2.57
United Breweries Ltd	2.30
Godrej Consumer Products Ltd	1.54
Kansai Nerolac Paints Ltd	1.13
Varun Beverages Ltd	1.09
Banks	19.91
HDFC Bank Ltd	5.72
ICICI Bank Ltd	5.40
State Bank of India	4.44
Axis Bank Ltd	4.35
Consumer Durables	15.56
Titan Co Ltd	4.40
Bata India Ltd	3.53
Voltas Ltd	2.88
V.I.P. Industries Ltd	1.92
Havells India Ltd	1.45
Orient Electric Ltd	1.38
Auto	9.86
Maruti Suzuki India Ltd	3.82
Bajaj Auto Ltd	3.05
Tata Motors Ltd	2.01
Ashok Leyland Ltd	0.98
Finance	5.64
Bajaj Finance Ltd	4.01
Can Fin Homes Ltd	1.06
SBI Cards and Payment Services Ltd	0.57
Industrial Products	4.35
KEI Industries Ltd	1.99
Polycab India Ltd	1.91
Finolex Industries Ltd	0.45
Leisure Services	3.20
Indian Hotels Co Ltd	1.72

Westlife Development Ltd	1.48
Auto Ancillaries	3.14
ZF Commercial Vehicle Control Systems India Ltd	1.82
Minda Industries Ltd	1.32
Telecom - Services	3.11
Bharti Airtel Ltd	3.11
Textile Products	2.66
Page Industries Ltd	2.66
Healthcare Services	2.03
Apollo Hospitals Enterprise Ltd	2.03
Retailing	1.81
Avenue Supermarkets Ltd	1.81
Insurance	1.73
SBI Life Insurance Co Ltd	1.73
Entertainment	0.86
PVR Ltd	0.86
Money Market Instruments	3.80
TREPS	3.80
Net Current Assets	0.03

Grand Total (Net Asset) 100.00

MARKET CAPITALIZATION

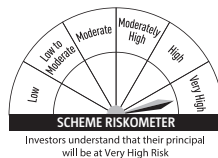


CANARA ROBECO EQUITY TAX SAVER FUND (CRETFSF)

(as on March 31, 2022)

This product is suitable for investors who are seeking*:

- Capital appreciation over long term
- Investment in equity and equity related securities with a statutory lock in of 3 years and tax benefit



*Investors should consult their financial advisers if in doubt about whether the product is suitable for them.

FUND INFORMATION

CATEGORY/TYPE: ELSS - An open ended equity linked saving scheme with a statutory lock in of 3 years and tax benefit

SCHEME OBJECTIVE:

ELSS seeking to provide long term capital appreciation by predominantly investing in equities to facilitate the subscribers to seek tax benefits as provided under Section 80 C of the Income Tax Act, 1961. However, there can be no assurance that the investment objective of the scheme will be realized.

Monthend AUM[#] : ₹ 3,586.39 Crores

Monthly AVG AUM : ₹ 3,302.63 Crores

NAV: (as on March 31, 2022)

Direct Plan - Growth Option	₹	121.9000
Regular Plan - Growth Option	₹	113.5400
Regular Plan - IDCW (payout)	₹	35.6900
Direct Plan - IDCW (payout)	₹	55.5400

DATE OF ALLOTMENT: March 31, 1993

ASSET ALLOCATION:

Equity and equity related instruments - 80% to 100% (Risk-High)

Money Market instruments- 0% to 20% (Risk- Low)

MINIMUM INVESTMENT:

₹ 500 and in multiples of ₹ 1 thereafter

Subsequent purchases: Minimum amount of ₹ 500 and multiples of ₹ 1 thereafter

SIP: For Any date/monthly frequency – ₹ 500 and in multiples of ₹ 1 thereafter

For quarterly frequency – ₹ 1000 and in multiples of ₹ 1 thereafter

STP: For Daily/Weekly/Monthly frequency – ₹ 500 and in multiples of ₹ 1 thereafter

For quarterly frequency – ₹ 1000 and in multiples of ₹ 1 thereafter

SWP: For monthly frequency – ₹ 500 and in multiples of ₹ 1 thereafter

For quarterly frequency – ₹ 1000 and in multiples of ₹ 1 thereafter

PLANS / OPTIONS:

Regular Plan - Payout of Income Distribution cum Capital Withdrawal Option

Regular Plan - Growth Option

Direct Plan - Payout of Income Distribution cum Capital Withdrawal Option

Direct Plan - Growth Option

ENTRY LOAD: Nil

EXIT LOAD: Nil

EXPENSE RATIO[^]:

Regular Plan	: 2.14%
Direct Plan	: 0.69%

BENCHMARK: S&P BSE 500 Index TRI

FUND MANAGER: 1) Mr. Vishal Mishra
2) Mr. Shridatta Bhandwadar

TOTAL EXPERIENCE: 1) 18 Years
2) 15 Years

MANAGING THIS FUND: 1) Since 26-June-21
2) Since 01-Oct-19

PRODUCT POSITIONING

Canara Robeco Equity Tax Saver Fund is an open ended ELSS with a 3 year lock-in period providing Tax Benefits under Sec 80 C of Income Tax Act. The fund aims to benefit from long term investing due to its lock-in and benefits from power of compounding. The fund would invest in large, mid cap and small cap stocks with a 'Growth' style of investing.

QUANTITATIVE INFORMATION[§]

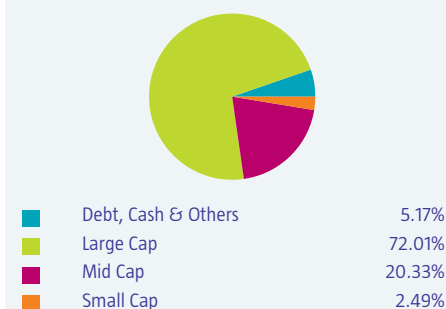
Standard Deviation	19.42
Portfolio Beta	0.85
Portfolio Turnover Ratio	0.57 times
R-Squared	0.91
Sharpe Ratio	0.88

PORTFOLIO

Name of the Instruments	% to NAV
Equities	94.83
Listed	94.83
Banks	20.13
HDFC Bank Ltd	6.84
ICICI Bank Ltd	6.69
State Bank of India	2.34
Kotak Mahindra Bank Ltd	2.31
Axis Bank Ltd	1.95
Software	14.68
Infosys Ltd	8.62
Tata Consultancy Services Ltd	3.48
Mphasis Ltd	1.50
Persistent Systems Ltd	1.08
Consumer Non Durables	7.44
United Spirits Ltd	1.94
Hindustan Unilever Ltd	1.92
Tata Consumer Products Ltd	1.67
Asian Paints Ltd	1.08
Godrej Consumer Products Ltd	0.83
Finance	6.31
Bajaj Finance Ltd	3.45
Housing Development Finance Corporation Ltd	1.92
Cholamandam Investment and Finance Co Ltd	0.94
Pharmaceuticals	5.32
Sun Pharmaceutical Industries Ltd	1.94
Abbott India Ltd	1.43
Gland Pharma Ltd	0.98
Divi's Laboratories Ltd	0.97
Petroleum Products	5.28
Reliance Industries Ltd	5.28
Consumer Durables	3.91
Voltas Ltd	1.46
Bata India Ltd	1.30
Titan Co Ltd	1.15
Industrial Capital Goods	3.80
ABB India Ltd	1.88
Siemens Ltd	1.01
Honeywell Automation India Ltd	0.91
Auto	3.56
Maruti Suzuki India Ltd	1.42
Bajaj Auto Ltd	1.20
Tata Motors Ltd	0.94
Construction Project	2.83
Larsen & Toubro Ltd	2.83
Telecom - Services	2.45
Bharti Airtel Ltd	2.45
Cement & Cement Products	2.37
Ultratech Cement Ltd	2.37
Auto Ancillaries	1.97
Minda Industries Ltd	1.18

ZF Commercial Vehicle Control Systems India Ltd	0.79
Chemicals	1.75
Navin Fluorine International Ltd	1.75
Insurance	1.58
Max Financial Services Ltd	0.81
SBI Life Insurance Co Ltd	0.77
Leisure Services	1.52
Indian Hotels Co Ltd	1.27
Jubilant Foodworks Ltd	0.25
Non - Ferrous Metals	1.42
Hindalco Industries Ltd	1.42
Construction	1.24
Oberoi Realty Ltd	1.24
Pesticides	1.23
PI Industries Ltd	1.23
Textile Products	1.20
Page Industries Ltd	1.20
Healthcare Services	1.05
Max Healthcare Institute Ltd	1.05
Entertainment	1.02
PVR Ltd	1.02
Industrial Products	1.00
Schaeffler India Ltd	1.00
Transportation	0.68
TCI Express Ltd	0.68
Gas	0.60
Gujarat Gas Ltd	0.60
Retailing	0.49
Avenue Supermarts Ltd	0.49
Money Market Instruments	6.58
TREPS	6.58
Net Current Assets	-1.41
Grand Total (Net Asset)	100.00

MARKET CAPITALIZATION



[§]Source ICRA MFI Explorer ● # Monthend AUM as on 31.03.2022 ● ^The expense ratios mentioned for the schemes includes GST on investment management fees. ● Please refer page no. 42 for disclaimers.

CANARA ROBECO FOCUSED EQUITY FUND (CRFEF)

(as on March 31, 2022)

This product is suitable for investors who are seeking*:

- Long term capital appreciation
- Investment in equity and equity related securities across market capitalisation in maximum 30 stocks.



*Investors should consult their financial advisers if in doubt about whether the product is suitable for them.

FUND INFORMATION

CATEGORY/TYPE: Focused Fund - An open ended equity scheme investing in maximum of 30 stocks in large cap, mid cap and small cap companies

SCHEME OBJECTIVE:

The investment objective of the scheme is to generate long term capital appreciation/income by investing in equity and equity related instruments across market capitalization of up to 30 companies, However, there can be no assurance that the investment objective of the Scheme will be realized.

Monthend AUM[#] : ₹ 1,477.13 Crores

Monthly AVG AUM : ₹ 1,410.10 Crores

NAV: (as on March 31, 2022)

Direct Plan - Growth Option ₹ 12.1000

Regular Plan - Growth Option ₹ 11.9100

Regular Plan - IDCW (payout/reinvestment) ₹ 11.8700

Direct Plan - IDCW (payout/reinvestment) ₹ 12.1000

DATE OF ALLOTMENT: May 17, 2021

ASSET ALLOCATION:

Equity and Equity – related Instruments* 65% to 100% (Risk Medium to High)

Debt and Money Market Instruments 0% to 35% (Risk Low to Medium)

Units issued by REITs and InvITs 0% to 10% (Risk Medium to High)

Units of MF schemes 0% to 5% ((Risk Medium to High)

Equity Exchange Traded Funds 0% to 10% (Risk Medium to High)

*Subject to overall limit of 30 stocks

MINIMUM INVESTMENT:

Lumpsum Purchase: ₹ 5,000.00 and multiples of ₹ 1.00 thereafter.

Subsequent Purchase: ₹ 1000.00 and multiples of ₹ 1.00 thereafter.

SIP:

For Any date/monthly frequency – ₹ 1000 and in multiples of ₹ 1 thereafter

For quarterly frequency – ₹ 2000 and in multiples of ₹ 1 thereafter

STP:

For Daily/Weekly/Monthly frequency – ₹ 1000 and in multiples of ₹ 1 thereafter

For quarterly frequency – ₹ 2000 and in multiples of ₹ 1 thereafter

SWP:

For monthly frequency – ₹ 1000 and in multiples of ₹ 1 thereafter

For quarterly frequency – ₹ 2000 and in multiples of ₹ 1 thereafter

PLANS / OPTIONS:

Regular Plan - Reinvestment of Income Distribution cum Capital Withdrawal Option

Regular Plan - Payout of Income Distribution cum Capital Withdrawal Option

Regular Plan - Growth Option

Direct Plan - Reinvestment of Income Distribution cum Capital Withdrawal Option

Direct Plan - Payout of Income Distribution cum Capital Withdrawal Option

Direct Plan - Growth Option

ENTRY LOAD: Nil

EXIT LOAD:

1% - If redeemed/switched out within 365 days from the date of allotment.

Nil - if redeemed/switched out after 365 days from the date of allotment

EXPENSE RATIO[^]:

Regular Plan : 2.18%

Direct Plan : 0.39%

BENCHMARK: S&P BSE 500 TRI

FUND MANAGER:

1) Mr. Shridatta Bhandwadar (Fund Manager)

2) Mr. Amit Kadam (Assistant Fund Manager)

TOTAL EXPERIENCE:

1) 15 Years

2) 11 Years

MANAGING THIS FUND:

1) Since 17-May-21

2) Since 01-October-21

PRODUCT POSITIONING

Canara Robeco Focused Equity Fund is an open-ended equity scheme which takes a concentrated exposure in not more than 30 high conviction stocks across market capitalisation depending on the growth opportunities. The fund may benefit from the active allocation to the select best ideas with an aim to achieve optimal portfolio diversification across sectors to manage risk. The fund's portfolio focuses on high quality and high growth stocks while remaining market capitalisation agnostic but sensitive to liquidity constraints. Further, the fund strategy intends to have a good combination of 'Leaders' with proven track record across market cycles to provide stability, 'Challengers' with improving market share to provide growth to the portfolio and 'Emerging Themes' or cyclical turnaround beneficiaries.

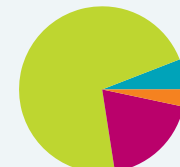
PORTFOLIO

Name of the Instruments	% to NAV
Equities	94.22
Listed	94.22
Banks	22.83
HDFC Bank Ltd	9.13
ICICI Bank Ltd	8.43
State Bank of India	2.82
Axis Bank Ltd	2.45
Software	13.62
Infosys Ltd	8.80
Tata Consultancy Services Ltd	4.82
Finance	6.22
Bajaj Finance Ltd	6.22
Pharmaceuticals	5.54
Gland Pharma Ltd	2.03
Abbott India Ltd	1.86
Divi's Laboratories Ltd	1.65
Retailing	4.91
Avenue Supermarts Ltd	2.97
Trent Ltd	1.94
Auto	4.48
Maruti Suzuki India Ltd	3.38
Tata Motors Ltd	1.10
Construction Project	4.31
Larsen & Toubro Ltd	4.31
Auto Ancillaries	4.17
ZF Commercial Vehicle Control Systems India Ltd	2.20
Minda Industries Ltd	1.97
Telecom - Services	3.63
Bharti Airtel Ltd	3.63

Cement & Cement Products	3.40
Ultratech Cement Ltd	3.40
Insurance	2.92
SBI Life Insurance Co Ltd	2.92
Leisure Services	2.42
Indian Hotels Co Ltd	2.42
Chemicals	2.10
Navin Fluorine International Ltd	2.10
Consumer Non Durables	2.05
Tata Consumer Products Ltd	2.05
Healthcare Services	2.05
Max Healthcare Institute Ltd	2.05
Pesticides	2.00
PI Industries Ltd	2.00
Industrial Products	1.72
Polycab India Ltd	1.72
Gas	1.72
Gujarat Gas Ltd	1.72
Industrial Capital Goods	1.63
Honeywell Automation India Ltd	1.63
Consumer Durables	1.46
Titan Co Ltd	1.46
Transportation	1.04
TCI Express Ltd	1.04
Money Market Instruments	6.62
TREPS	6.62
Net Current Assets	-0.84

Grand Total (Net Asset) 100.00

MARKET CAPITALIZATION



Debt, Cash & Others	5.78%
Large Cap	71.57%
Mid Cap	19.41%
Small Cap	3.24%

CANARA ROBECO VALUE FUND (CRVF)

(as on March 31, 2022)

This product is suitable for investors who are seeking*:

- Long term capital growth
- Investments in equity and equity related instruments by following value investing strategy



*Investors should consult their financial advisers if in doubt about whether the product is suitable for them.

CATEGORY/TYPE: Value Fund - An open-ended equity scheme following a value investment strategy		
SCHEME OBJECTIVE: The fund aims to generate long-term capital appreciation from a diversified portfolio of predominantly equity and equity related instrument, with higher focus on value stocks. There is no assurance or guarantee that the investment objective of the scheme will be realized.		
Monthend AUM*	: ₹ 654.70	Crores
Monthly AVG AUM	: ₹ 626.49	Crores
NAV: (as on March 31, 2022)		
Direct Plan - Growth Option	₹ 10.4700	
Regular Plan - Growth Option	₹ 10.3700	
Regular Plan - IDCW (payout/reinvestment)	₹ 10.3600	
Direct Plan - IDCW (payout/reinvestment)	₹ 10.4700	
DATE OF ALLOTMENT: September 03, 2021		
ASSET ALLOCATION: Equity and Equity – related Instruments 65% to 100% (Risk Medium to High) Debt and Money Market Instruments 0% to 35% (Risk Low to Medium) Units issued by REITs and InvITs 0% to 10% (Risk Medium to High) Units of MF schemes 0% to 5% (Risk Medium to High) Equity Exchange Traded Funds 0% to 10% (Risk Medium to High)		
MINIMUM INVESTMENT: Lumpsum Purchase: ₹ 5,000.00 and multiples of ₹ 1.00 thereafter. Subsequent Purchase: ₹ 1000.00 and multiples of ₹ 1.00 thereafter.		
SIP: For Any date/monthly frequency – ₹ 1000 and in multiples of ₹ 1 thereafter For quarterly frequency – ₹ 2000 and in multiples of ₹ 1 thereafter		
STP: For Daily/Weekly/Monthly frequency – ₹ 1000 and in multiples of ₹ 1 thereafter For quarterly frequency – ₹ 2000 and in multiples of ₹ 1 thereafter		
SWP: For monthly frequency – ₹ 1000 and in multiples of ₹ 1 thereafter For quarterly frequency – ₹ 2000 and in multiples of ₹ 1 thereafter		
PLANS / OPTIONS: Regular Plan - Reinvestment of Income Distribution cum Capital Withdrawal Option Regular Plan - Payout of Income Distribution cum Capital Withdrawal Option Regular Plan - Growth Option Direct Plan - Reinvestment of Income Distribution cum Capital Withdrawal Option Direct Plan - Payout of Income Distribution cum Capital Withdrawal Option Direct Plan - Growth Option		
ENTRY LOAD: Nil		

EXIT LOAD: 1% - If redeemed/switched out within 365 days from the date of allotment. Nil - if redeemed/switched out after 365 days from the date of allotment	
EXPENSE RATIO^: Regular Plan : 2.45% Direct Plan : 0.71%	
BENCHMARK: S&P BSE 500 Index TRI	
FUND MANAGER: 1) Mr. Vishal Mishra (Fund Manager) 2) Ms. Silky Jain (Assistant Fund Manager)	
TOTAL EXPERIENCE:	1) 18 Years 2) 11 Years
MANAGING THIS FUND:	1) Since 03-September-21 2) Since 01-October-21

PRODUCT POSITIONING

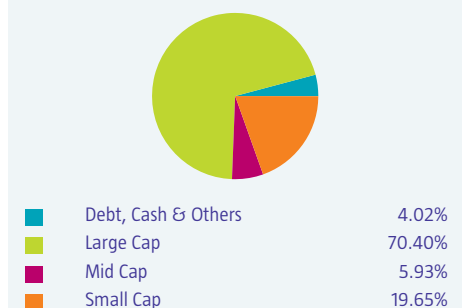
Canara Robeco Value Fund is an open-ended equity scheme which follows a value investment strategy. The fund intends to take exposure into equities and aims to generate long-term capital appreciation from a diversified portfolio in the Indian markets with a higher focus on companies which are trading at a discount to their 'Intrinsic Value'. 'Intrinsic Value' strategy relies on the analytical and behavioural edge to generate investor's alpha and keeps an appropriate 'Margin of Safety'. The fund has a market cap agnostic approach following a mix of bottom up and top down strategy and it aims to benefit over the full investment cycle.

PORTFOLIO

Name of the Instruments	% to NAV
Equities	95.98
Listed	95.98
Banks	20.36
ICICI Bank Ltd	6.69
Axis Bank Ltd	4.15
HDFC Bank Ltd	3.91
State Bank of India	3.38
Federal Bank Ltd	2.23
Software	11.77
Infosys Ltd	7.49
Tech Mahindra Ltd	3.31
HCL Technologies Ltd	0.97
Finance	7.72
Housing Development Finance Corporation Ltd	2.84
Creditaccess Grameen Ltd	2.54
Can Fin Homes Ltd	1.50
Equitas Holdings Ltd	0.84
Pharmaceuticals	7.00
Sun Pharmaceutical Industries Ltd	3.49
J.B. Chemicals & Pharmaceuticals Ltd	2.00
Cipla Ltd	1.51
Auto	6.59
Bajaj Auto Ltd	3.01
Tata Motors Ltd	1.85
Maruti Suzuki India Ltd	1.73
Petroleum Products	6.55
Reliance Industries Ltd	5.73
Hindustan Petroleum Corporation Ltd	0.82
Consumer Non Durables	6.18
ITC Ltd	3.34
Varun Beverages Ltd	1.94
EID Parry India Ltd	0.90
Construction Project	4.33
Larsen & Toubro Ltd	4.33

Telecom - Services	3.36
Bharti Airtel Ltd	3.30
Bharti Airtel Ltd	0.06
Cement & Cement Products	2.98
Ambuja Cements Ltd	1.71
JK Lakshmi Cement Ltd	0.76
Grasim Industries Ltd	0.51
Consumer Durables	2.48
Cera Sanitaryware Ltd	1.52
Greenpanel Industries Ltd	0.96
Industrial Products	2.42
KEL Industries Ltd	2.42
Construction	2.34
Sobha Ltd	1.33
Ahluwalia Contracts (India) Ltd	1.01
Aerospace & Defense	2.03
Bharat Electronics Ltd	2.03
Chemicals	1.99
NOCIL Ltd	1.99
Insurance	1.97
SBI Life Insurance Co Ltd	1.97
Non - Ferrous Metals	1.87
National Aluminium Co Ltd	0.94
Hindustan Zinc Ltd	0.93
Power	1.86
NTPC Ltd	1.86
Textile Products	1.13
K.P.R. Mill Ltd	1.13
Transportation	0.75
Great Eastern Shipping Co Ltd	0.75
Gas	0.30
GAIL (India) Ltd	0.30
Money Market Instruments	4.65
TREPS	4.65
Net Current Assets	-0.63
Grand Total (Net Asset)	100.00

MARKET CAPITALIZATION



[§]Source ICRA MFI Explorer ● # Monthend AUM as on 31.03.2022 ● ^The expense ratios mentioned for the schemes includes GST on investment management fees. ● Please refer page no. 42 for disclaimers.

CANARA ROBECO OVERNIGHT FUND (CROF)

(as on March 31, 2022)

This product is suitable for investors who are seeking*:

- Regular income over short term that may be in line with the overnight call rates
- Investment in overnight securities.



POTENTIAL RISK CLASS (PRC) MATRIX			
Relatively Low Interest Rate Risk and Relatively Low Credit Risk			
Credit Risk	Potential Risk Class		
	Relatively Low (Class A)	Moderate (Class B)	Relatively High (Class C)
Interest Rate Risk			
Relatively Low (Class I)	A-1		
Moderate (Class II)			
Relatively High (Class III)			

*Investors should consult their financial advisers if in doubt about whether the product is suitable for them.

FUND INFORMATION

CATEGORY/TYPE: Overnight Fund - An open-ended debt scheme investing in overnight securities. A relatively low interest rate risk and relatively low credit risk.

SCHEME OBJECTIVE:

The investment objective of the Scheme is to generate returns commensurate with low risk and providing high level of liquidity, through investments made primarily in overnight securities. However, there can be no assurance that the investment objective of the Scheme will be realized.

Monthend AUM[#] : ₹ 183.18 Crores

Monthly AVG AUM : ₹ 148.28 Crores

NAV: (as on March 31, 2022)

Regular Plan - Daily IDCW (reinvestment) ₹ 1,001.0000

Direct Plan - Daily IDCW (reinvestment) ₹ 1,001.0005

Direct Plan - Growth Option ₹ 1,100.4039

Regular Plan - Growth Option ₹ 1,099.6982

DATE OF ALLOTMENT: 24th July, 2019

ASSET ALLOCATION:

Overnight Securities *- 0% -100% (Risk - Low)

*Overnight Securities: Debt and money market instruments with overnight interest rate risk such as debt instruments with one business day residual maturity. Overnight securities include synthetic overnight positions such as reverse repo/tri-party repo & other transactions where the interest rate is reset every business day.

MINIMUM INVESTMENT:

I. Lump sum Investment:

Minimum amount: ₹ 5,000.00 and multiples of ₹ 1.00 thereafter.

Additional purchases: Minimum amount of ₹ 1000.00 and multiples of ₹ 1.00 thereafter.

II. Systematic Transfer Plan (STP):

For Daily/Weekly/Monthly frequency - ₹ 1000/- and in multiples of ₹ 1/- thereafter.

For Quarterly frequency - ₹ 2000/- and in multiples of ₹ 1/- thereafter.

III. Systematic Withdrawal Plan (SWP):

For Monthly frequency - ₹ 1000/- and in multiples of ₹ 1/- thereafter.

For Quarterly frequency - ₹ 2000/- and in multiples of ₹ 1/- thereafter.

PLANS / OPTIONS:

Regular Plan - Daily Reinvestment of Income Distribution cum Capital Withdrawal Option

Regular Plan - Growth Option

Direct Plan - Daily Reinvestment of Income Distribution cum Capital Withdrawal Option

Direct Plan - Growth Option

ENTRY LOAD: Nil

EXIT LOAD: Nil

EXPENSE RATIO[^]:

Regular Plan : 0.11%

Direct Plan : 0.10%

BENCHMARK*: CRISIL Overnight Fund AI Index

FUND MANAGER : Ms. Suman Prasad

TOTAL EXPERIENCE : 23 Years

MANAGING THIS FUND : Since 24-July-19

PRODUCT POSITIONING

Fund predominantly invests in tri-party repos, overnight reverse repos and fixed income securities/instruments with maturity of one (1) business day. Fund has minimal interest rate and credit risk and tends to ensure a high degree of liquidity in the portfolio. Fund offers an alternative to corporate and individual investors who may want to park their idle funds for short period of time and expecting minimal interest rate and credit risk.

QUANTITATIVE INFORMATION⁵

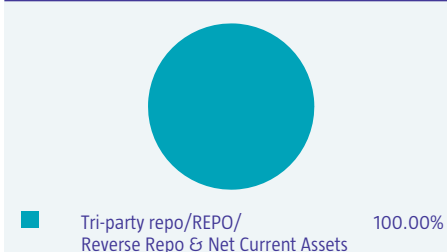
Yield to Maturity	3.53%
Modified Duration	0.01 Years
Average Maturity	0.01 Years
Macaulay Duration	0.01 Years

MATURITY PROFILE

	% Allocation
Net Current Assets	0.41%
0 to 3 Months	99.59%

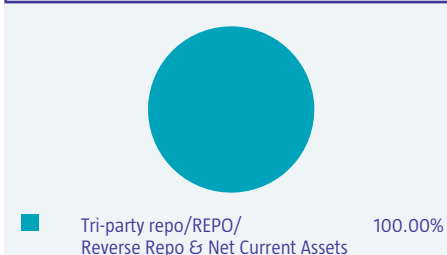
RATING PROFILE

(% to net assets)



ASSET ALLOCATION

(% to net assets)



PORTFOLIO

Name of the Instruments	Rating	% to NAV
TREPS		99.59
Other Current Assets		0.41
Grand Total (Net Asset)		100.00

CANARA ROBECO LIQUID FUND (CRL)

(as on March 31, 2022)

This product is suitable for investors who are seeking*:

- Income/ Capital appreciation while maintaining a level of high liquidity
- Investment in a mix of Debt and Money Market instruments with maturity of upto 91 days only



POTENTIAL RISK CLASS (PRC) MATRIX Relatively Low Interest Rate Risk and Relatively Low Credit Risk			
Credit Risk Interest Rate Risk	Potential Risk Class		
	Relatively Low (Class A)	Moderate (Class B)	Relatively High (Class C)
Relatively Low (Class I)	A-1		
Moderate (Class II)			
Relatively High (Class III)			

*Investors should consult their financial advisers if in doubt about whether the product is suitable for them.

FUND INFORMATION

CATEGORY/TYPE: Liquid Fund - An open ended liquid scheme. A relatively low interest rate risk and relatively low credit risk.

SCHEME OBJECTIVE: The scheme has been formulated with the objective of enhancement of income, while maintaining a level of high liquidity, through investment in a mix of Money Market Instruments & Debt Securities. However, there can be no assurance that the investment objective of the Scheme will be realized.

Monthend AUM* : ₹ 1,808.24 Crores
Monthly AVG AUM : ₹ 1,928.92 Crores

NAV: (as on March 31, 2022)

Direct Plan - Daily IDCW (reinvestment)	₹ 1,005.5000
Direct Plan - Growth Option	₹ 2,549.7953
Direct Plan - Unclaimed Redemption & Dividend Plan - Direct Growth Option	₹ 1,388.2890
Direct Plan - IDCW (payout/reinvestment)	₹ 1,825.1497
Direct Plan - Monthly IDCW (payout/reinvestment)	₹ 1,000.1701
Regular Plan - Daily IDCW (reinvestment)	₹ 1,005.5000
Regular Plan - Growth Option	₹ 2,541.0949
Regular Plan - Monthly IDCW (payout/reinvestment)	₹ 1,000.1699
Regular Plan - Weekly IDCW (payout/reinvestment)	₹ 1,000.1698
Direct Plan - Weekly IDCW (payout/reinvestment)	₹ 1,000.1700

DATE OF ALLOTMENT: January 15, 2002

ASSET ALLOCATION:

Money Market Instruments / call money - 65% to 100% (Risk-Low)
Debt (including securitized debt) - 0% to 35% (Risk-Medium)

MINIMUM INVESTMENT :

₹ 5000 and in multiple of ₹ 1 thereafter

Subsequent purchases: Minimum amount of ₹ 1000 and multiples of ₹ 1 thereafter

SIP: For Any date/monthly frequency - ₹ 1000 and in multiples of ₹ 1 thereafter.

For quarterly frequency - ₹ 2000 and in multiples of ₹ 1 thereafter.

STP: For Daily/Weekly/Monthly frequency— ₹ 1000 and in multiples of ₹ 1 thereafter

For quarterly frequency— ₹ 2000 and in multiples of ₹ 1 thereafter

SWP: For monthly frequency— ₹ 1000 and in multiples of ₹ 1 thereafter

For quarterly frequency— ₹ 2000 and in multiples of ₹ 1 thereafter

PLANS / OPTIONS :

Regular Plan - Daily Reinvestment of Income Distribution cum Capital Withdrawal Option

Regular Plan - Weekly Reinvestment of Income Distribution cum Capital Withdrawal Option

Regular Plan - Weekly Payout of Income Distribution cum Capital Withdrawal Option

Regular Plan - Monthly Reinvestment of Income Distribution cum Capital Withdrawal Option

Regular Plan - Monthly Payout of Income Distribution cum Capital Withdrawal Option

Regular Plan - Growth Option

Direct Plan - Daily Reinvestment of Income Distribution cum Capital Withdrawal Option

Direct Plan - Weekly Reinvestment of Income Distribution cum Capital Withdrawal Option

Direct Plan - Weekly Payout of Income Distribution cum Capital Withdrawal Option

Direct Plan - Monthly Reinvestment of Income Distribution

cum Capital Withdrawal Option

Direct Plan - Monthly Payout of Income Distribution cum Capital Withdrawal Option

Direct Plan - Payout of Income Distribution cum Capital Withdrawal Option

Direct Plan - Growth Option

Direct Plan - Unclaimed Redemption & Dividend Plan - Direct Growth Option

ENTRY LOAD: Nil

EXIT LOAD:

If redeemed on Day 1 - Exit Load is 0.0070%

If redeemed on Day 2 - Exit Load is 0.0065%

If redeemed on Day 3 - Exit Load is 0.0060%

If redeemed on Day 4 - Exit Load is 0.0055%

If redeemed on Day 5 - Exit Load is 0.0050%

If redeemed on Day 6 - Exit Load is 0.0045%

If redeemed on or after Day 7 - Exit Load is Nil

EXPENSE RATIO*:

Regular Plan	: 0.13%
Direct Plan	: 0.10%

BENCHMARK®: CRISIL Liquid Fund AI Index

FUND MANAGER*: 1) Mr. Avnish Jain
2) Ms. Suman Prasad

TOTAL EXPERIENCE: 1) 27 Years
2) 23 Years

MANAGING THIS FUND: 1) Since 31-Mar-22
2) Since 18-Mar-11

PRODUCT POSITIONING

Canara Robeco Liquid Fund is an open ended debt scheme investing in only short-term money market instruments with a residual maturity upto 91 days. The fund aims to provide liquidity at all the time. The fund is suitable for investments with very short term horizon & to park surplus money.

QUANTITATIVE INFORMATION⁵

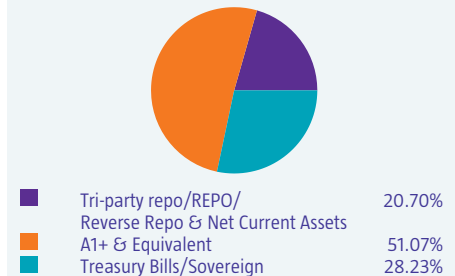
Yield to Maturity	3.62%
Modified Duration	0.04 Years
Average Maturity	0.04 Years
Macaulay Duration	0.04 Years

PORTFOLIO

Name of the Instruments	Rating	% to NAV
Money Market Instruments		51.08
Bank of Baroda	A1+(IND)	8.29
National Bank For Agriculture & Rural Development	A1+(ICRA)	6.90
Export-Import Bank Of India	A1+(CRISIL)	5.53
Bajaj Finance Ltd	A1+(CRISIL)	5.53
Axis Bank Ltd	A1+(CRISIL)	5.52
Indian Bank	A1+(CRISIL)	5.51
HDFC Bank Ltd	A1+(CARE)	4.14
Reliance Jio Infocomm Ltd	A1+(CRISIL)	4.14
Reliance Jio Infocomm Ltd	A1+(CARE)	2.76
ICICI Securities Ltd	A1+(CRISIL)	1.38
Hindustan Petroleum Corporation Ltd	A1+(CRISIL)	1.38
Government Securities		16.63
5.09% GOI 13-APR-22	Sovereign	11.07
8.35% GOI 14-MAY-22	Sovereign	5.56
TREPS		17.24
Treasury Bills		11.60
Other Current Assets		3.45
Grand Total (Net Asset)		100.00


RATING PROFILE

(% to net assets)



ASSET ALLOCATION

(% to net assets)



MATURITY PROFILE

	% Allocation
Net Current Assets	3.44%
0 to 3 Months	96.56%

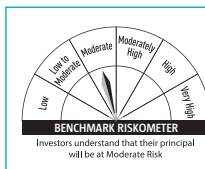
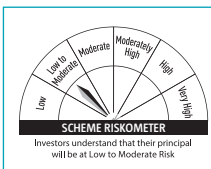
⁵Source ICRA MFI Explorer ● # Monthend AUM as on 31.03.2022 ● ^The expense ratios mentioned for the schemes includes GST on investment management fees. ● Please refer page no. 42 for disclaimers. ● *Please refer notice cum addendum no.64 dated March 31, 2022 for change in fund management responsibilities. ● @Please refer notice cum addendum no. 01 dated April 04, 2022 on Change in Benchmark of Open Ended Debt Schemes of Canara Robeco Mutual Fund (CRMf).

CANARA ROBECO ULTRA SHORT TERM FUND (CRUSTF)

(as on March 31, 2022)

This product is suitable for investors who are seeking*:

- Income/ Capital appreciation over ultra-short term through a low risk strategy
- Investment in a mix of Debt and Money Market instruments such that the Macaulay duration of the portfolio is between 3 months and 6 months



POTENTIAL RISK CLASS (PRC) MATRIX Relatively Low Interest Rate Risk and Moderate Credit Risk			
Credit Risk Interest Rate Risk	Potential Risk Class		
	Relatively Low (Class A)	Moderate (Class B)	Relatively High (Class C)
Relatively Low (Class I)		B-I	
Moderate (Class II)			
Relatively High (Class III)			

*Investors should consult their financial advisers if in doubt about whether the product is suitable for them.

FUND INFORMATION

CATEGORY/TYPE : Ultra Short Duration Fund - An open ended ultra-short term debt scheme investing in debt & money market instruments such that the Macaulay duration of the portfolio is between 3 months and 6 months. A relatively low interest rate risk and moderate credit risk.

SCHEME OBJECTIVE:

To generate returns by investing in a wide range of debt securities and money market instruments of various maturities and risk profile. However, there is no assurance that the objective of the Fund will be realised.

Monthend AUM * : ₹ 591.78 Crores

Monthly AVG AUM : ₹ 563.73 Crores

NAV: (as on March 31, 2022)

Direct Plan - Daily IDCW (reinvestment) ₹ 1,240.7100

Direct Plan - Growth Option ₹ 3,271.9939

Direct Plan - IDCW (payout/reinvestment) ₹ 1,872.9405

Direct Plan -

Monthly IDCW (payout/reinvestment) ₹ 1,000.3000

Regular Plan - IDCW (payout) ₹ 1,286.4023

Regular Plan - Daily IDCW (reinvestment) ₹ 1,240.7100

Regular Plan - Growth Option ₹ 3,313.4340

Regular Plan -

Monthly IDCW (payout/reinvestment) ₹ 1,000.2851

Regular Plan -

Weekly IDCW (payout/reinvestment) ₹ 1,241.0636

Direct Plan -

Weekly IDCW (payout/reinvestment) ₹ 1,241.0818

DATE OF ALLOTMENT: September 16, 2003

ASSET ALLOCATION:

Debt and Money Market instruments- 0% to 100% (Risk-Low to Medium)

Reits / Invts- 0% to 10% (Risk-Medium to High)

MINIMUM INVESTMENT :

₹ 500 and in multiples of ₹1 thereafter.

Subsequent purchases:

Minimum amount of ₹500 and multiples of ₹1 thereafter.

SIP: For Any date/monthly frequency – ₹ 500 and in multiples of ₹1 thereafter

For quarterly frequency – ₹ 500 and in multiples of ₹ 1 thereafter

STP: The minimum amount for STP will be subject to the minimum investment amount as detailed in switch-in scheme

SWP: ₹ 100 and in multiples of ₹1 thereafter

PLANS / OPTIONS :

Regular Plan - Daily Reinvestment of Income Distribution cum Capital Withdrawal Option

Regular Plan - Weekly Reinvestment of Income Distribution cum Capital Withdrawal Option

Regular Plan - Weekly Payout of Income Distribution cum Capital Withdrawal Option

Regular Plan - Monthly Reinvestment of Income Distribution cum Capital Withdrawal Option

Regular Plan - Monthly Payout of Income Distribution cum Capital Withdrawal Option

Regular Plan - Payout of Income Distribution cum Capital Withdrawal Option

Regular Plan - Growth Option

Direct Plan - Daily Reinvestment of Income Distribution cum Capital Withdrawal Option

Direct Plan - Weekly Reinvestment of Income Distribution cum Capital Withdrawal Option

Direct Plan - Weekly Payout of Income Distribution cum Capital Withdrawal Option

Direct Plan - Monthly Reinvestment of Income Distribution

cum Capital Withdrawal Option

Direct Plan - Monthly Payout of Income Distribution cum Capital Withdrawal Option

Direct Plan - Payout of Income Distribution cum Capital Withdrawal Option

Direct Plan - Growth Option

ENTRY LOAD: Nil

EXIT LOAD: Nil

EXPENSE RATIO*:

Regular Plan : 0.95%

Direct Plan : 0.42%

BENCHMARK®: CRISIL Ultra Short Duration Fund BI Index

FUND MANAGER*: 1) Mr. Avnish Jain

2) Ms. Suman Prasad

TOTAL EXPERIENCE: 1) 27 Years

2) 23 Years

MANAGING THIS FUND: 1) Since 31-Mar-22

2) Since 12-Apr-11

PRODUCT POSITIONING

Canara Robeco Ultra Short Term Fund is an open ended ultra-short term debt scheme which seeks to provide consistent income and liquidity through investments made primarily in money market and debt securities following a low risk strategy. The portfolio duration of the fund tends to be slightly higher than a liquid fund but investments are made in debt instruments in a way that the Macaulay duration of the portfolio is between 3 months and 6 months.

QUANTITATIVE INFORMATION⁵

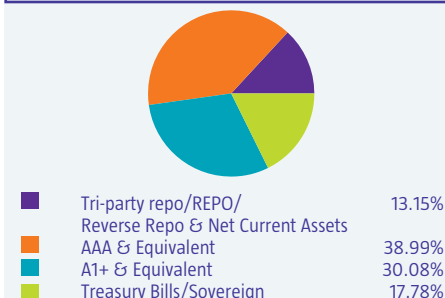
Yield to Maturity	4.21%
Modified Duration	0.35 Years
Average Maturity	0.38 Years
Macaulay Duration	0.37 Years

PORTFOLIO

Name of the Instruments	Rating	% to NAV
Money Market Instruments		
HDFC Bank Ltd	A1+(CARE)	4.99
Reliance Jio Infocomm Ltd	A1+(CARE)	4.22
National Bank For Agriculture & Rural Development	A1+(ICRA)	4.20
Small Industries Development Bank of India	A1+(CARE)	4.20
Kotak Mahindra Bank Ltd	A1+(CRISIL)	4.19
LIC Housing Finance Ltd	A1+(CRISIL)	4.18
Axis Bank Ltd	A1+(CRISIL)	4.11
Debt Instruments		
Sundaram Finance Ltd	AAA(CRISIL)	6.54
REC Ltd	AAA(CRISIL)	4.30
Power Finance Corporation Ltd	AAA(CRISIL)	4.28
Reliance Industries Ltd	AAA(CRISIL)	4.26
Bajaj Finance Ltd	AAA(CRISIL)	4.23
Housing Development Finance Corporation Ltd	AAA(CRISIL)	1.73
Larsen & Toubro Ltd	AAA(CRISIL)	1.71
REC Ltd	AAA(CRISIL)	1.71
Reliance Industries Ltd	AAA(CRISIL)	1.70
Indian Oil Corporation Ltd	AAA(CRISIL)	1.70
Larsen & Toubro Ltd	AAA(CRISIL)	1.70
Housing Development Finance Corporation Ltd	AAA(CRISIL)	0.86
Power Finance Corporation Ltd	AAA(CRISIL)	0.86
Power Finance Corporation Ltd	AAA(CRISIL)	0.85
Government Securities		
6.84% GOI 19-DEC-22	Sovereign	6.88
8.91% UTTAR PRADESH SDL 20-SEP-22	Sovereign	2.59
TREPS		11.90
Treasury Bills		8.31
Other Current Assets		1.22
Grand Total (Net Asset)		100.00

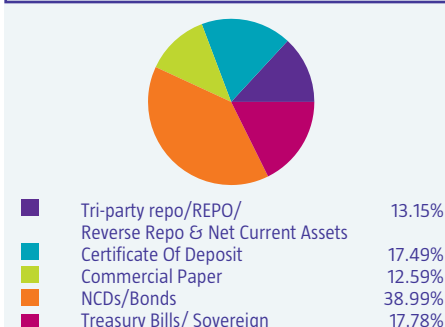
RATING PROFILE

(% to net assets)



ASSET ALLOCATION

(% to net assets)



MATURITY PROFILE

% Allocation

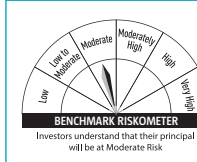
Net Current Assets	1.25%
0 to 3 Months	41.19%
3 to 6 Months	28.56%
6 to 12 Months	22.96%
1-2 years	6.03%

CANARA ROBECO SAVINGS FUND (CRSF)

(as on March 31, 2022)

This product is suitable for investors who are seeking*:

- Income / Capital appreciation through a low duration strategy
- Investment in debt & money market instruments such that the Macaulay duration of the portfolio is between 6 months and 12 months



POTENTIAL RISK CLASS (PRC) MATRIX Relatively Low Interest Rate Risk and Moderate Credit Risk			
Potential Risk Class			
Credit Risk	Relatively Low (Class A)	Moderate (Class B)	Relatively High (Class C)
Interest Rate Risk	Relatively Low (Class I)	B-I	
	Moderate (Class II)		
	Relatively High (Class III)		

*Investors should consult their financial advisers if in doubt about whether the product is suitable for them.

FUND INFORMATION

CATEGORY/TYPE : Low Duration Fund - An open-ended low duration debt scheme investing in debt & money market instruments such that the Macaulay duration of the portfolio is between 6 months and 12 months. A relatively low interest rate risk and moderate credit risk.

SCHEME OBJECTIVE: To generate income / capital appreciation by investing in a portfolio comprising of low duration debt instruments and money market instruments. However, there can be no assurance that the investment objective of the scheme will be realized.

Monthend AUM* : ₹ 1,002.38 Crores

Monthly AVG AUM : ₹ 1,041.88 Crores

NAV : (as on March 31, 2022)

Regular Plan - Daily IDCW (reinvestment) ₹ 10.2600

Direct Plan - Daily IDCW (reinvestment) ₹ 10.2600

Direct Plan - Growth Option ₹ 34.8487

Regular Plan - Growth Option ₹ 34.2207

Regular Plan - IDCW (payout/reinvestment) ₹ 30.6529

Direct Plan - IDCW (payout/reinvestment) ₹ 31.1818

Direct Plan - Monthly IDCW (payout/reinvestment) ₹ 10.2634

Regular Plan - Monthly IDCW (payout/reinvestment) ₹ 10.2635

Regular Plan - Weekly IDCW (payout/reinvestment) ₹ 10.2634

Direct Plan - Weekly IDCW (payout/reinvestment) ₹ 10.2634

DATE OF ALLOTMENT : March 4, 2005

ASSET ALLOCATION: Debt & Money Market Instruments- 0% to 100% (Risk- Low to Medium)

Reits/Invts- 0% to 10% (Risk- Medium to High)

MINIMUM INVESTMENT :

₹ 5000 and in multiples of ₹ 1 thereafter

Subsequent purchases: Minimum amount of ₹ 1000 and multiples of ₹ 1 thereafter

SIP: For Any date/monthly frequency - ₹ 1000 and in multiples of ₹ 1 thereafter

For quarterly frequency - ₹ 2000 and in multiples of ₹ 1 thereafter

STP: For Daily/Weekly/Monthly frequency - ₹ 1000 and in multiples of ₹ 1 thereafter

For quarterly frequency - ₹ 2000 and in multiples of ₹ 1 thereafter

SWP: For monthly frequency - ₹ 1000 and in multiples of ₹ 1 thereafter

For quarterly frequency - ₹ 2000 and in multiples of ₹ 1 thereafter

PLANS / OPTIONS: Regular Plan - Reinvestment of Income Distribution cum Capital Withdrawal Option

Regular Plan - Payout of Income Distribution cum Capital Withdrawal Option

Regular Plan - Daily Reinvestment of Income Distribution cum Capital Withdrawal Option

Regular Plan - Weekly Payout of Income Distribution cum Capital Withdrawal Option

Regular Plan - Weekly Reinvestment of Income Distribution cum Capital Withdrawal Option

Regular Plan - Monthly Payout of Income Distribution cum Capital Withdrawal Option

Regular Plan - Monthly Reinvestment of Income Distribution cum Capital Withdrawal Option

Regular Plan - Growth Option

Direct Plan - Reinvestment of Income Distribution cum Capital Withdrawal Option

Direct Plan - Payout of Income Distribution cum Capital Withdrawal Option

Direct Plan - Daily Reinvestment of Income Distribution cum Capital Withdrawal Option

Direct Plan - Weekly Payout of Income Distribution cum Capital Withdrawal Option

Direct Plan - Weekly Reinvestment of Income Distribution cum Capital Withdrawal Option

Direct Plan - Monthly Payout of Income Distribution cum Capital Withdrawal Option

Direct Plan - Monthly Reinvestment of Income Distribution cum Capital Withdrawal Option

Direct Plan - Growth Option

Direct Plan - Reinvestment of Income Distribution cum Capital Withdrawal Option

Direct Plan - Payout of Income Distribution cum Capital Withdrawal Option

Direct Plan - Daily Reinvestment of Income Distribution cum Capital Withdrawal Option

Direct Plan - Weekly Payout of Income Distribution cum Capital Withdrawal Option

Direct Plan - Weekly Reinvestment of Income Distribution cum Capital Withdrawal Option

Direct Plan - Monthly Payout of Income Distribution cum Capital Withdrawal Option

Direct Plan - Monthly Reinvestment of Income Distribution cum Capital Withdrawal Option

Direct Plan - Growth Option

Direct Plan - Reinvestment of Income Distribution cum Capital Withdrawal Option

Direct Plan - Payout of Income Distribution cum Capital Withdrawal Option

Direct Plan - Daily Reinvestment of Income Distribution cum Capital Withdrawal Option

Direct Plan - Weekly Payout of Income Distribution cum Capital Withdrawal Option

Direct Plan - Weekly Reinvestment of Income Distribution cum Capital Withdrawal Option

Direct Plan - Monthly Payout of Income Distribution cum Capital Withdrawal Option

Direct Plan - Monthly Reinvestment of Income Distribution cum Capital Withdrawal Option

Direct Plan - Growth Option

Direct Plan - Monthly Reinvestment of Income Distribution cum Capital Withdrawal Option

Direct Plan - Growth Option

ENTRY LOAD: Nil

EXIT LOAD: Nil

EXPENSE RATIO^: Regular Plan: 0.53% Direct Plan: 0.32%

BENCHMARK®: CRISIL Low Duration Fund BI Index

FUND MANAGER*: 1) Mr. Avnish Jain

2) Ms. Suman Prasad

TOTAL EXPERIENCE: 1) 27 Years 2) 23 Years

MANAGING THIS FUND: 1) Since 31-Mar-22

2) Since 12-Apr-11

PRODUCT POSITIONING

Canara Robeco Savings Fund an open-ended low duration debt scheme aiming at primarily generating accrual income from investments in money market and debt securities. The Scheme is ideally suited for investors looking at a comparatively lower risk strategy short term debt fund with a Macaulay duration between 6 months and 12 months.

QUANTITATIVE INFORMATION⁵

Yield to Maturity	4.39%
Modified Duration	0.52 Years
Average Maturity	0.55 Years
Macaulay Duration	0.54 Years

MATURITY PROFILE

	% Allocation
Net Current Assets	1.45%
0 to 3 Months	24.32%
3 to 6 Months	24.98%
6 to 12 Months	41.96%
1-2 years	6.03%
Greater Than 2 Years	1.25%

PORTFOLIO

Name of the Instruments

Money Market Instruments

Axis Bank Ltd

Reliance Jio Infocomm Ltd

LIC Housing Finance Ltd

Axis Bank Ltd

Debt Instruments

National Bank For Agriculture & Rural Development

Reliance Industries Ltd

Bajaj Finance Ltd

HDB Financial Services Ltd

REC Ltd

Power Finance Corporation Ltd

LIC Housing Finance Ltd

Bajaj Finance Ltd

National Bank For Agriculture & Rural Development

Power Finance Corporation Ltd

Housing Development Finance Corporation Ltd

Larsen & Toubro Ltd

Housing Development Finance Corporation Ltd

Reliance Industries Ltd

Housing Development Finance Corporation Ltd

Small Industries Development Bank Of India

Power Grid Corporation of India Ltd

LIC Housing Finance Ltd

Power Finance Corporation Ltd

LIC Housing Finance Ltd

Bajaj Finance Ltd

Larsen & Toubro Ltd

REC Ltd

National Bank For Agriculture & Rural Development

Small Industries Development Bank Of India

Power Grid Corporation of India Ltd

Government Securities

6.84% GOI 19-DEC-22

7.32% GOI 28-JAN-24

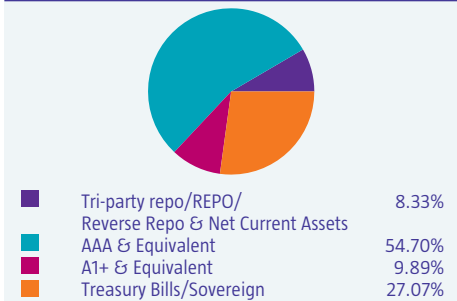
Treasury Bills

TREPS

Other Current Assets

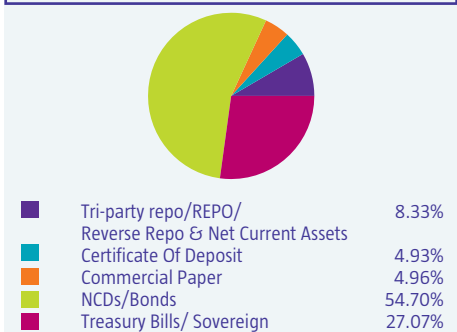
RATING PROFILE

(% to net assets)



ASSET ALLOCATION

(% to net assets)



Rating

% to NAV

Rating	% to NAV
A1+(CRISIL)	2.49
A1+(CARE)	2.49
A1+(CRISIL)	2.47
A1+(CRISIL)	2.44
AAA(CRISIL)	54.69
AAA(CRISIL)	5.13
AAA(CRISIL)	5.04
AAA(CRISIL)	3.98
AAA(CRISIL)	3.56
AAA(CRISIL)	3.04
AAA(CRISIL)	3.03
AAA(CRISIL)	2.53
AAA(CRISIL)	2.53
AAA(CRISIL)	2.52
AAA(CRISIL)	2.52
AAA(CRISIL)	2.50
AAA(CRISIL)	2.50
AAA(CRISIL)	2.49
AAA(CRISIL)	2.02
AAA(CRISIL)	1.51
AAA(ICRA)	1.48
AAA(CRISIL)	1.25
AAA(CRISIL)	1.02
AAA(CRISIL)	1.02
AAA(CRISIL)	1.01
AAA(CRISIL)	1.00
AAA(CRISIL)	1.00
AAA(CRISIL)	0.51
AAA(CRISIL)	0.50
AAA(CARE)	0.50
AAA(CRISIL)	0.50
Sovereign	14.74
Sovereign	13.70
Sovereign	1.04
TREPS	12.34
Other Current Assets	6.88
	1.46

Grand Total (Net Asset)

100.00

⁵Source ICRA MFI Explorer ● # Monthend AUM as on 31.03.2022 ● ^The expense ratios mentioned for the schemes includes GST on investment management fees. ● Please refer page no. 42 for disclaimers. ● *Please refer notice cum addendum no.64 dated March 31, 2022 for change in fund management responsibilities. ● ®Please refer notice cum addendum no. 01 dated April 04, 2022 on Change in Benchmark of Open Ended Debt Schemes of Canara Robeco Mutual Fund (CRM).

CANARA ROBECO SHORT DURATION FUND (CRSDF)

(as on March 31, 2022)

This product is suitable for investors who are seeking*:

- Income / capital appreciation over short term
- Investment in debt & money market instruments such that the Macaulay duration of the portfolio is between 1 year and 3 years



POTENTIAL RISK CLASS (PRC) MATRIX			
Relatively Moderate Interest Rate Risk and Moderate Credit Risk			
Credit Risk	Potential Risk Class		
Interest Rate Risk	Relatively Low (Class A)	Moderate (Class B)	Relatively High (Class C)
Relatively Low (Class I)			
Moderate (Class II)		B-II	
Relatively High (Class III)			

*Investors should consult their financial advisers if in doubt about whether the product is suitable for them.

FUND INFORMATION

CATEGORY/TYPE: Short Duration Fund - An open ended short term debt scheme investing in debt & money market instruments such that the Macaulay duration of the portfolio is between 1 year and 3 years. A moderate interest rate risk and moderate credit risk.

SCHEME OBJECTIVE : To generate returns by investing in a wide range of debt securities and money market instruments of various maturities and risk profile. However, there is no assurance that the objective of the Fund will be realised.

Monthend AUM* : ₹ 671.85 Crores
Monthly AVG AUM : ₹ 703.01 Crores

NAV: (as on March 31, 2022)

Direct Plan - Growth Option	₹ 22.4304
Regular Plan - Growth Option	₹ 20.9679
Direct Plan - Monthly IDCW (payout/reinvestment)	₹ 16.8123
Regular Plan - Monthly IDCW (payout/reinvestment)	₹ 15.1271
Regular Plan - Quarterly IDCW (payout/reinvestment)	₹ 14.8506
Direct Plan - Quarterly IDCW (payout/reinvestment)	₹ 16.1850

DATE OF ALLOTMENT: 25 April, 2011

ASSET ALLOCATION: Debt and Money Market instruments- 0% to 100% (Risk- Low to Medium)
Reits / Invts- 0% to 10% (Risk- Medium to High)

MINIMUM INVESTMENT:

₹ 5000 and in multiples of ₹1 thereafter

Subsequent purchases: Minimum amount of ₹ 1000 and multiples of ₹1 thereafter **SIP:** For Any date/monthly frequency - ₹1000 and in multiples of ₹1 thereafter
For quarterly frequency - ₹ 2000 and in multiples of ₹ 1 thereafter **STP:** For Daily/Weekly/Monthly frequency - ₹ 1000 and in multiples of ₹1 thereafter

For quarterly frequency - ₹ 2000 and in multiples of ₹ 1 thereafter **SWP:** For monthly frequency - ₹ 1000 and in multiples of ₹1 thereafter
For quarterly frequency - ₹ 2000 and in multiples of ₹ 1 thereafter

PLANS/OPTIONS : **Regular Plan** - Monthly Payout of Income Distribution cum Capital Withdrawal Option

Regular Plan - Monthly Reinvestment of Income Distribution cum Capital Withdrawal Option

Regular Plan - Quarterly Payout of Income Distribution cum Capital Withdrawal Option

Regular Plan - Quarterly Reinvestment of Income Distribution cum Capital Withdrawal Option

Regular Plan - Growth Option

Direct Plan - Monthly Payout of Income Distribution cum Capital Withdrawal Option

Direct Plan - Monthly Reinvestment of Income Distribution cum Capital Withdrawal Option

Direct Plan - Quarterly Payout of Income Distribution cum Capital Withdrawal Option

Direct Plan - Quarterly Reinvestment of Income Distribution cum Capital Withdrawal Option

Direct Plan - Growth Option

ENTRY LOAD: Nil

EXIT LOAD: Nil

EXPENSE RATIO^:

Regular Plan : 1.02%
Direct Plan : 0.42%

BENCHMARK*: CRISIL Short Duration Fund BII Index

FUND MANAGER : Ms. Suman Prasad

TOTAL EXPERIENCE : 23 Years

MANAGING THIS FUND : Since 16-Sep-12

PRODUCT POSITIONING

Canara Robeco Short Duration Fund is suitable for investors having short to medium term investment horizon with low volatility. The fund aim to generates income predominantly from accrual yields on high quality Money Market Instruments, while an active trading strategy is followed for generating Alpha.

QUANTITATIVE INFORMATION[§]

Yield to Maturity	4.88%
Modified Duration	1.35 Years
Average Maturity	1.59 Years
Macaulay Duration	1.41 Years

MATURITY PROFILE

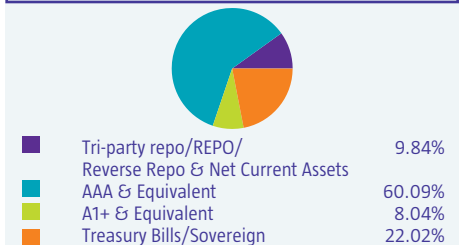
	% Allocation
Net Current Assets	2.38%
0 to 3 Months	11.05%
3 to 6 Months	13.31%
6 to 12 Months	25.45%
1 - 2 years	26.16%
Greater Than 2 Years	21.66%

PORTFOLIO

Name of the Instruments	RATING	% to NAV
Money Market Instruments		8.04
HDFC Bank Ltd	A1+(CARE)	4.39
Axis Bank Ltd	A1+(CRISIL)	3.65
Debt Instruments		60.10
REC Ltd	AAA(CRISIL)	6.80
Indian Oil Corporation Ltd	AAA(CRISIL)	5.97
Indian Railway Finance Corporation Ltd	AAA(CARE)	5.29
Housing Development Finance Corporation Ltd	AAA(CRISIL)	3.79
Power Finance Corporation Ltd	AAA(CRISIL)	3.78
Reliance Industries Ltd	AAA(CRISIL)	3.77
National Bank For Agriculture & Rural Development	AAA(CRISIL)	3.76
Reliance Industries Ltd	AAA(CRISIL)	3.76
National Housing Bank	AAA(CRISIL)	3.74
Housing Development Finance Corporation Ltd	AAA(CRISIL)	3.72
Power Finance Corporation Ltd	AAA(CRISIL)	3.07
Small Industries Development Bank Of India	AAA(ICRA)	2.95
LIC Housing Finance Ltd	AAA(CRISIL)	2.32
LIC Housing Finance Ltd	AAA(CRISIL)	2.31
Larsen & Toubro Ltd	AAA(CRISIL)	2.24
National Housing Bank	AAA(CRISIL)	1.55
Power Grid Corporation of India Ltd	AAA(CRISIL)	0.81
Power Grid Corporation of India Ltd	AAA(CRISIL)	0.47
Government Securities		18.42
4.48% GOI 02-NOV-23	Sovereign	6.67
5.74% GOI 15-NOV-26	Sovereign	3.67
6.54% GOI 17-JAN-32	Sovereign	3.65
8.62% MAHARASHTRA SDL 06-MAR-23	Sovereign	1.54
8.27% RAJASTHAN SDL UDAY 23-JUN-22	Sovereign	0.75
8.84% TAMIL NADU SDL 18-JUL-22	Sovereign	0.75
8.85% MAHARASHTRA SDL 18-JUL-22	Sovereign	0.75
8.88% GUJARAT SDL 06-JUN-22	Sovereign	0.60
7.86% KARNATAKA SDL 15-MAR-27	Sovereign	0.04
TREPS		7.46
Treasury Bills		3.60
Other Current Assets		2.38
Grand Total (Net Asset)		100.00

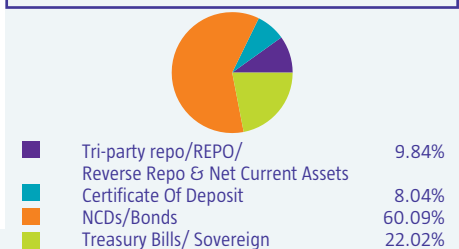
RATING PROFILE

(% to net assets)



ASSET ALLOCATION

(% to net assets)

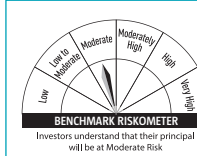
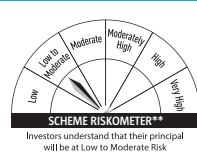


CANARA ROBECO INCOME FUND (CRINC)

(as on March 31, 2022)

This product is suitable for investors who are seeking*:

- Income / Capital appreciation over Medium to Long term
- Investment in debt & money market instruments such that the Macaulay duration of the portfolio is between 4 years and 7 years (Portfolio Macaulay duration under anticipated adverse situation is 1 year to 7 years)



POTENTIAL RISK CLASS (PRC) MATRIX			
Relatively High Interest Rate Risk and Moderate Credit Risk			
Potential Risk Class			
Credit Risk	Relatively Low (Class A)	Moderate (Class B)	Relatively High (Class C)
Interest Rate Risk			
Relatively Low (Class I)			
Moderate (Class II)			
Relatively High (Class III)		B-III	

*Investors should consult their financial advisers if in doubt about whether the product is suitable for them.

FUND INFORMATION

CATEGORY/TYPE: Medium To Long Duration Fund - An open ended medium term debt scheme investing in debt & money market instruments such that the Macaulay duration of the portfolio is between 4 years – 7 years. (Portfolio Macaulay duration under anticipated adverse situation is 1 year to 7 years). A relatively high interest rate risk and moderate credit risk.

SCHEME OBJECTIVE:

The Scheme seeks to generate income and capital appreciation through a portfolio constituted of medium to long term debt and money market securities and issuers of different risk profiles. However, there can be no assurance that the investment objective of the scheme will be realized.

Monthend AUM* : ₹ 131.58 Crores

Monthly AVG AUM : ₹ 140.99 Crores

NAV: (as on March 31, 2022)

Direct Plan - Growth Option ₹ 50.1161

Regular Plan - Growth Option ₹ 46.3698

Regular Plan -

Quarterly IDCW (payout/reinvestment) ₹ 14.6692

Direct Plan -

Quarterly IDCW (payout/reinvestment) ₹ 16.1031

DATE OF ALLOTMENT: September 19, 2002

ASSET ALLOCATION:

Debt and Money Market instruments- 0% to 100% (Risk-Low to Medium)

Reits/Invits- 0% to 10% (Risk- Medium to High)

MINIMUM INVESTMENT:

₹ 5000 and in multiples of ₹1 thereafter

Subsequent purchases: Minimum amount of ₹ 1000 and multiples of ₹1 thereafter

SIP: For Any date/monthly frequency – ₹ 1000 and in multiples of ₹1 thereafter

For quarterly frequency – ₹ 2000 and in multiples of ₹ 1 thereafter

STP: For Daily/Weekly/Monthly frequency – ₹ 1000 and in multiples of ₹1 thereafter

For quarterly frequency – ₹ 2000 and in multiples of ₹ 1 thereafter

SWP: For monthly frequency – ₹ 1000 and in multiples of ₹1 thereafter

For quarterly frequency – ₹ 2000 and in multiples of ₹ 1 thereafter

PLANS / OPTIONS : Regular Plan - Quarterly Reinvestment of Income Distribution cum Capital Withdrawal Option

Regular Plan - Quarterly Payout of Income Distribution cum Capital Withdrawal Option

Regular Plan - Growth Option

Direct Plan - Quarterly Reinvestment of Income Distribution cum Capital Withdrawal Option

Direct Plan - Quarterly Payout of Income Distribution cum Capital Withdrawal Option

Direct Plan - Growth Option

ENTRY LOAD: Nil

EXIT LOAD:

1% - if redeemed/switched out within 12 months from the date of allotment

EXPENSE RATIO^:

Regular Plan : 1.88% Direct Plan : 0.76%

BENCHMARK*:

CRISIL Medium to Long Duration Fund Bill Index

FUND MANAGER: Mr. Avnish Jain

TOTAL EXPERIENCE: 27 Years

MANAGING THIS FUND: Since 25-June-14

PRODUCT POSITIONING

Canara Robeco Income Fund is an open ended medium term debt scheme investing in debt & money market instruments such that the Macaulay duration of the portfolio is between 4 years – 7 years. However, the Portfolio Macaulay duration under anticipated adverse situation may be between 1 year and 7 years. Fund manager takes an active view of the interest rate movements. Based on the interest rate view, the duration of the portfolio will be decided along with the asset allocation pattern between sovereign & corporate bonds. As majority of the portfolio gets invested in high quality debt papers, which provides consistent accrual income to the portfolio.

QUANTITATIVE INFORMATION[§]

Yield to Maturity	5.33%
Modified Duration	2.60 Years
Average Maturity	3.16 Years
Macaulay Duration	2.69 Years

MATURITY PROFILE

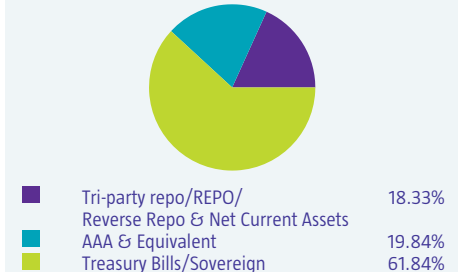
	% Allocation
Net Current Assets	6.43%
0 to 3 Months	11.89%
3 to 6 Months	3.85%
6 to 12 Months	3.85%
1-2 years	19.61%
Greater Than 2 Years	54.36%

PORTFOLIO

Name of the Instruments	Rating	% to NAV
Debt Instruments		19.84
Power Finance Corporation Ltd	AAA(CRISIL)	4.09
LIC Housing Finance Ltd	AAA(CRISIL)	4.01
Housing Development Finance Corporation Ltd	AAA(CRISIL)	3.97
Power Grid Corporation of India Ltd	AAA(CRISIL)	3.92
Reliance Industries Ltd	AAA(CRISIL)	3.85
Government Securities		61.83
7.59% GOI 11-JAN-26	Sovereign	8.00
7.32% GOI 28-JAN-24	Sovereign	7.90
6.79% GOI 15-MAY-27	Sovereign	7.75
5.63% GOI 12-APR-26	Sovereign	7.50
7.27% GOI 08-APR-26	Sovereign	3.96
7.17% GOI 08-JAN-28	Sovereign	3.91
6.18% GOI 04-NOV-24	Sovereign	3.87
8.08% GOI 02-AUG-22	Sovereign	3.85
4.48% GOI 02-NOV-23	Sovereign	3.78
5.74% GOI 15-NOV-26	Sovereign	3.75
6.54% GOI 17-JAN-32	Sovereign	3.72
6.10% GOI 12-JUL-31	Sovereign	3.61
8.47% MAHARASHTRA SDL 10-FEB-26	Sovereign	0.23
TREPS		11.89
Other Current Assets		6.44
Grand Total (Net Asset)		100.00

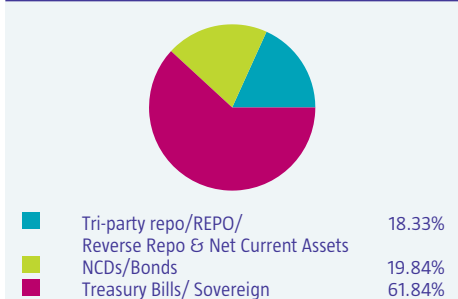
RATING PROFILE

(% to net assets)



ASSET ALLOCATION

(% to net assets)



[§]Source ICRA MFI Explorer ● # Monthend AUM as on 31.03.2022 ● ^The expense ratios mentioned for the schemes includes GST on investment management fees. ● Please refer page no. 42 for disclaimers. ● *Please refer notice cum addendum no. 01 dated April 04, 2022 on Change in Benchmark of Open Ended Debt Schemes of Canara Robeco Mutual Fund (CRMF). ● **Please refer notice cum addendum no.03 dated April 08, 2022 for change in riskometer for CRINC.

CANARA ROBECO DYNAMIC BOND FUND (CRDBF)

(as on March 31, 2022)

This product is suitable for investors who are seeking*:

- Income/ Capital appreciation by dynamically managing duration
- Investment in Debt and Money Market securities across duration



POTENTIAL RISK CLASS (PRC) MATRIX			
Relatively High Interest Rate Risk and Moderate Credit Risk			
Potential Risk Class			
Credit Risk	Relatively Low (Class A)	Moderate (Class B)	Relatively High (Class C)
Interest Rate Risk	Relatively Low (Class I)		
	Moderate (Class II)		
	Relatively High (Class III)	B-III	

*Investors should consult their financial advisers if in doubt about whether the product is suitable for them.

FUND INFORMATION

CATEGORY/TYPE: Dynamic Bond - An open ended dynamic debt scheme investing across duration. A relatively high interest rate risk and moderate credit risk.

SCHEME OBJECTIVE:

The objective of the fund is to seek to generate income from a portfolio of debt and money market securities. However, there can be no assurance that the investment objective of the scheme will be realized and the Fund does not assure or guarantee any returns.

Monthend AUM[#] : ₹ 120.94 Crores

Monthly AVG AUM : ₹ 121.16 Crores

NAV: (as on March 31, 2022)

Direct Plan - Growth Option ₹ 25.9618

Direct Plan - IDCW (payout/reinvestment) ₹ 14.5798

Regular Plan - Growth Option ₹ 24.3855

Regular Plan - IDCW (payout/reinvestment) ₹ 13.5276

DATE OF ALLOTMENT: May 29, 2009

ASSET ALLOCATION:

Government of India & Corporate Debt Securities (including Securitised Debt)* - 0% to 100% (Risk- Low to Medium)

Money Market Instruments - 0% to 100% (Risk- Low)

* Excluding Debt/GOI Securities with initial maturity of less than one year and Treasury bills

MINIMUM INVESTMENT :

₹ 5000 and in multiples of ₹ 1 thereafter

Subsequent purchases: Minimum amount of ₹ 1000 and multiples of ₹ 1 thereafter

SIP: For Any date/monthly frequency – ₹ 1000 and in multiples of ₹ 1 thereafter

For quarterly frequency – ₹ 2000 and in multiples of ₹ 1 thereafter

STP: For Daily/Weekly/Monthly frequency – ₹ 1000 and in multiples of ₹ 1 thereafter

For quarterly frequency – ₹ 2000 and in multiples of ₹ 1 thereafter

SWP: For monthly frequency – ₹ 1000 and in multiples of ₹ 1 thereafter

For quarterly frequency – ₹ 2000 and in multiples of ₹ 1 thereafter

PLANS / OPTIONS :

Regular Plan - Reinvestment of Income Distribution cum Capital Withdrawal Option

Regular Plan - Payout of Income Distribution cum Capital Withdrawal Option

Regular Plan - Growth Option

Direct Plan - Reinvestment of Income Distribution cum Capital Withdrawal Option

Direct Plan - Payout of Income Distribution cum Capital Withdrawal Option

Direct Plan - Growth Option

ENTRY LOAD: Nil

EXIT LOAD:

-if redeemed / switched out within six months from the date of allotment: 0.50%

-if redeemed / switched out after six months from the date of allotment: Nil

EXPENSE RATIO[^]:

Regular Plan : 1.75%

Direct Plan : 0.68%

BENCHMARK[®]: CRISIL Dynamic Bond Fund BIII Index

FUND MANAGER^{*}: 1) Mr. Avnish Jain
2) Ms. Suman Prasad

TOTAL EXPERIENCE

: 1) 27 Years
2) 23 Years

MANAGING THIS FUND

: 1) Since 31-Mar-22
2) Since 31-Mar-22

PRODUCT POSITIONING

Canara Robeco Dynamic Bond Fund intends to invest and trade in G-secs and Corporate Debt by identifying mispriced opportunities & capturing volatility trends. The fund aims at generating Alpha through free-style duration management depending on the interest rate view. At the same time it endeavours to capture accruals in the form of portfolio running yields on high-quality debt instruments.

QUANTITATIVE INFORMATION[§]

Yield to Maturity	4.84%
Modified Duration	1.73 Years
Average Maturity	2.06 Years
Macaulay Duration	1.78 Years

MATURITY PROFILE

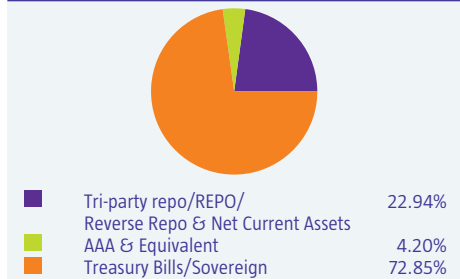
	% Allocation
Net Current Assets	1.23%
0 to 3 Months	42.20%
6 to 12 Months	4.20%
1-2 years	12.90%
Greater Than 2 Years	39.47%

PORTFOLIO

Name of the Instruments	Rating	% to NAV
Debt Instruments		4.20
Housing Development Finance Corporation Ltd	AAA(CRISIL)	4.20
Government Securities		52.38
7.59% GOI 11-JAN-26	Sovereign	21.76
7.32% GOI 28-JAN-24	Sovereign	12.90
7.17% GOI 08-JAN-28	Sovereign	9.37
5.63% GOI 12-APR-26	Sovereign	8.16
6.68% GOI 17-SEP-31	Sovereign	0.19
TREPS		21.72
Treasury Bills		20.48
Other Current Assets		1.22
Grand Total (Net Asset)		100.00

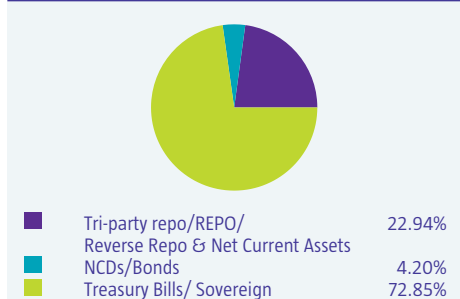
RATING PROFILE

(% to net assets)



ASSET ALLOCATION

(% to net assets)



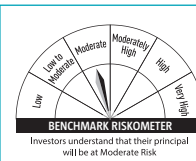
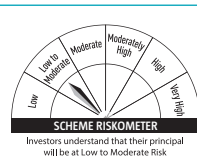
[§]Source ICRA MFI Explorer ● # Monthend AUM as on 31.03.2022 ● ^The expense ratios mentioned for the schemes includes GST on investment management fees. ● Please refer page no. 42 for disclaimers. ● **Please refer notice cum addendum no.03 dated April 08, 2022 for change in riskometer for CRDBF. ● *Please refer notice cum addendum no.64 dated March 31, 2022 for change in fund management responsibilities. ● ^Please refer notice cum addendum no. 01 dated April 04, 2022 on Change in Benchmark of Open Ended Debt Schemes of Canara Robeco Mutual Fund (CRMf).

CANARA ROBECO CORPORATE BOND FUND (CRCBF)

(as on March 31, 2022)

This product is suitable for investors who are seeking*:

- Income / capital appreciation through a low credit risk strategy
- Investment in a portfolio constituted predominantly of AA+ and above rated corporate bonds



POTENTIAL RISK CLASS (PRC) MATRIX			
Relatively High Interest Rate Risk and Moderate Credit Risk			
Credit Risk	Potential Risk Class		
	Relatively Low (Class A)	Moderate (Class B)	Relatively High (Class C)
Interest Rate Risk			
Relatively Low (Class I)			
Moderate (Class II)			
Relatively High (Class III)		B-III	

*Investors should consult their financial advisers if in doubt about whether the product is suitable for them.

FUND INFORMATION

CATEGORY/TYPE : Corporate Bond Fund - An open ended debt scheme predominantly investing in AA+ and above rated corporate bonds. A relatively high interest rate risk and moderate credit risk.

SCHEME OBJECTIVE : The Scheme seeks to generate income and capital appreciation through a portfolio constituted predominantly of AA+ and above rated Corporate Debt across maturities. However, there can be no assurance that the investment objective of the scheme will be realized

Monthend AUM* : ₹ 244.89 Crores

Monthly AVG AUM : ₹ 247.40 Crores

NAV: (as on March 31, 2022)

Direct Plan - Growth Option ₹ 18.8727

Regular Plan - Growth Option ₹ 17.9853

Regular Plan - IDCW (payout/reinvestment) ₹ 11.6238

Direct Plan - IDCW (payout/reinvestment) ₹ 12.1953

DATE OF ALLOTMENT : 7th February, 2014

ASSET ALLOCATION :

AA+ and above rated Corporate Debt of varying maturities - 80% to 100% (Risk- Low to Medium)
Other Debt (including government securities) and Money Market Instruments - 0% to 20% (Risk- Low to Medium)
Reits/Invits - 0% to 10% (Risk- Medium to High)

MINIMUM INVESTMENT:

₹ 5000 and in multiples of ₹1 thereafter

Subsequent purchases: Minimum amount of ₹ 1000 and multiples of ₹1 thereafter

SIP: For Any date/monthly frequency – ₹ 1000 and in multiples of ₹1 thereafter

For quarterly frequency – ₹ 2000 and in multiples of ₹ 1 thereafter

STP: For Daily/Weekly/Monthly frequency – ₹ 1000 and in multiples of ₹1 thereafter

For quarterly frequency – ₹ 2000 and in multiples of ₹ 1 thereafter

SWP: For monthly frequency – ₹ 1000 and in multiples of ₹1 thereafter

For quarterly frequency – ₹ 2000 and in multiples of ₹ 1 thereafter

PLANS / OPTIONS :

Regular Plan - Reinvestment of Income Distribution cum Capital Withdrawal Option

Regular Plan - Payout of Income Distribution cum Capital Withdrawal Option

Regular Plan - Growth Option

Direct Plan - Reinvestment of Income Distribution cum Capital Withdrawal Option

Direct Plan - Payout of Income Distribution cum Capital Withdrawal Option

Direct Plan - Growth Option

ENTRY LOAD: Nil

EXIT LOAD:

If redeemed/switched-out within 90 Days from the date of allotment: 0.50%

If redeemed/switched-out after 90 Days from the date of allotment: Nil

EXPENSE RATIO^:

Regular Plan : 1.03%

Direct Plan : 0.38%

BENCHMARK*: CRISIL Corporate Bond Fund BIII Index

FUND MANAGER : Mr. Avnish Jain

TOTAL EXPERIENCE : 27 Years

MANAGING THIS FUND : Since 7-Feb-14

PRODUCT POSITIONING

Canara Robeco Corporate Bond Fund endeavours to generate accrual income by investing in High quality debt papers. The fund looks to benefit from the mispriced opportunities in the markets and a possible upgrade of rating of the instruments in which investments are made. The fund is suitable for investors who have a medium to long term investment horizon & a moderate risk appetite.

QUANTITATIVE INFORMATION[§]

Yield to Maturity	4.88%
Modified Duration	1.26 Years
Average Maturity	1.46 Years
Macaulay Duration	1.32 Years

MATURITY PROFILE

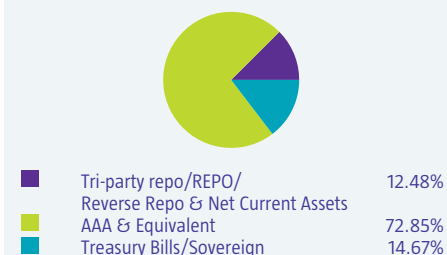
	% Allocation
Net Current Assets	3.26%
0 to 3 Months	13.51%
3 to 6 Months	10.31%
6 to 12 Months	20.75%
1-2 years	22.75%
Greater Than 2 Years	29.42%

PORTFOLIO

Name of the Instruments	Rating	% to NAV
Debt Instruments		72.86
National Bank For Agriculture & Rural Development	AAA(CRISIL)	6.39
REC Ltd	AAA(CRISIL)	6.22
Reliance Industries Ltd	AAA(CRISIL)	6.18
Indian Oil Corporation Ltd	AAA(CRISIL)	6.15
Small Industries Development Bank Of India	AAA(ICRA)	6.07
National Housing Bank	AAA(CRISIL)	4.24
LIC Housing Finance Ltd	AAA(CRISIL)	4.22
NTPC Ltd	AAA(CRISIL)	4.22
Power Finance Corporation Ltd	AAA(CRISIL)	4.16
Power Grid Corporation of India Ltd	AAA(CRISIL)	2.16
Housing Development Finance Corporation Ltd	AAA(CRISIL)	2.13
LIC Housing Finance Ltd	AAA(CRISIL)	2.12
Grasim Industries Ltd	AAA(CRISIL)	2.12
Power Finance Corporation Ltd	AAA(CRISIL)	2.11
Housing Development Finance Corporation Ltd	AAA(CRISIL)	2.07
Reliance Industries Ltd	AAA(CRISIL)	2.07
Housing Development Finance Corporation Ltd	AAA(CRISIL)	2.06
LIC Housing Finance Ltd	AAA(CRISIL)	2.05
National Housing Bank	AAA(CRISIL)	2.05
Power Grid Corporation of India Ltd	AAA(CRISIL)	2.05
Sundaram Finance Ltd	AAA(CRISIL)	2.02
Government Securities		14.67
7.16% GOI 20-MAY-23	Sovereign	6.29
8.84% MAHARASHTRA SDL 17-OCT-22	Sovereign	2.09
6.18% GOI 04-NOV-24	Sovereign	2.08
5.63% GOI 12-APR-26	Sovereign	2.01
6.54% GOI 17-JAN-32	Sovereign	2.00
8.27% RAJASTHAN SDL UDAY 23-JUN-22	Sovereign	0.20
TREPS		9.22
Other Current Assets		3.25
Grand Total (Net Asset)		100.00

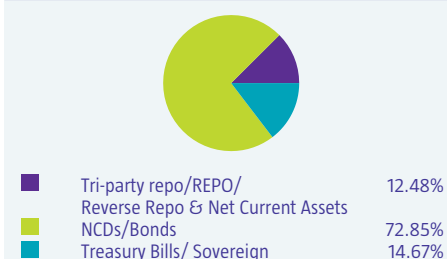
RATING PROFILE

(% to net assets)



ASSET ALLOCATION

(% to net assets)



[§]Source ICRA MFI Explorer ● # Monthend AUM as on 31.03.2022 ● ^The expense ratios mentioned for the schemes includes GST on investment management fees. ● Please refer page no. 42 for disclaimers. ● *Please refer notice cum addendum no. 01 dated April 04, 2022 on Change in Benchmark of Open Ended Debt Schemes of Canara Robeco Mutual Fund (CRMF).

CANARA ROBECO GILT FUND (CRGILT)

(as on March 31, 2022)

This product is suitable for investors who are seeking*:

- Risk free return (except interest rate risk) and long term capital appreciation
- Investment in government securities across maturity



POTENTIAL RISK CLASS (PRC) MATRIX			
Relatively High Interest Rate Risk and Moderate Credit Risk			
Credit Risk	Potential Risk Class		
	Relatively Low (Class A)	Moderate (Class B)	Relatively High (Class C)
Interest Rate Risk			
Relatively Low (Class I)			
Moderate (Class II)			
Relatively High (Class III)	A-III		

*Investors should consult their financial advisers if in doubt about whether the product is suitable for them.

FUND INFORMATION

CATEGORY/TYPE: Gilt Fund - An open-ended debt scheme investing in government securities across maturity. A relatively high interest rate risk and relatively low credit risk.

SCHEME OBJECTIVE: To provide risk free return (except interest rate risk) while maintaining stability of capital and liquidity. Being a dedicated Gilt Scheme, the funds will be invested in securities as defined under Sec. 2 (2) of Public Debt Act, 1944. However, there can be no assurance that the investment objective of the Scheme will be realized.

Monthend AUM* : ₹ 83.56 Crores

Monthly AVG AUM : ₹ 83.10 Crores

NAV: (as on March 31, 2022)

Direct Plan - Growth Option ₹ 64.9447

Regular Plan - Growth Option ₹ 61.7154

Regular Plan - IDCW (payout/reinvestment) ₹ 14.7257

Direct Plan - IDCW (payout/reinvestment) ₹ 15.6870

DATE OF ALLOTMENT: December 29, 1999

ASSET ALLOCATION:

Govt. Securities - 80% to 100% (Risk-Low)

Money Market Instruments - 0% to 20% (Risk- Low to Medium)

MINIMUM INVESTMENT:

₹ 5000 and in multiples of ₹1 thereafter

Subsequent purchases: Minimum amount of ₹ 1000 and multiples of ₹1 thereafter

SIP: For Any date/monthly frequency – ₹ 1000 and in multiples of ₹1 thereafter

For quarterly frequency – ₹ 2000 and in multiples of ₹ 1 thereafter

STP: For Daily/Weekly/Monthly frequency – ₹ 1000 and in multiples of ₹1 thereafter

For quarterly frequency – ₹ 2000 and in multiples of ₹ 1 thereafter

SWP: For monthly frequency – ₹ 1000 and in multiples of ₹1 thereafter

For quarterly frequency – ₹ 2000 and in multiples of ₹ 1 thereafter

PLANS / OPTIONS :

Regular Plan - Reinvestment of Income Distribution cum Capital Withdrawal Option

Regular Plan - Payout of Income Distribution cum Capital Withdrawal Option

Regular Plan - Growth Option

Direct Plan - Reinvestment of Income Distribution cum Capital Withdrawal Option

Direct Plan - Payout of Income Distribution cum Capital Withdrawal Option

Direct Plan - Growth Option

ENTRY LOAD: Nil

EXIT LOAD : Nil

EXPENSE RATIO^:

Regular Plan : 1.25%

Direct Plan : 0.64%

BENCHMARK®: CRISIL Dynamic Gilt Index

FUND MANAGER* : 1) Mr. Avnish Jain
2) Ms. Suman Prasad

TOTAL EXPERIENCE : 1) 27 Years
2) 23 Years

MANAGING THIS FUND : 1) Since 31-Mar-22
2) Since 31-Mar-22

PRODUCT POSITIONING

Canara Robeco Gilt Fund invests in G-Secs of varying maturity issued by Reserve Bank of India (RBI). Being invested in sovereign papers, the fund does not expose its investors to Credit Risk as in the case of other bond funds.

QUANTITATIVE INFORMATION[§]

Yield to Maturity 5.05%

Modified Duration 2.00 Years

Average Maturity 2.46 Years

Macaulay Duration 2.05 Years

MATURITY PROFILE

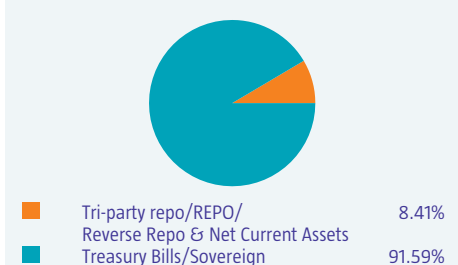
	% Allocation
Net Current Assets	-10.11%
0 to 3 Months	30.53%
6 to 12 Months	12.18%
1-2 years	37.07%
Greater Than 2 Years	30.34%

PORTFOLIO

Name of the Instruments	Rating	% to NAV
Government Securities		91.58
7.32% GOI 28-JAN-24	Sovereign	31.11
6.84% GOI 19-DEC-22	Sovereign	12.18
7.17% GOI 08-JAN-28	Sovereign	7.07
8.34% UTTAR PRADESH SDL 13-JAN-26	Sovereign	6.40
7.26% GOI 14-JAN-29	Sovereign	6.16
8.35% GOI 14-MAY-22	Sovereign	6.02
5.09% GOI 13-APR-22	Sovereign	5.99
4.56% GOI 29-NOV-23	Sovereign	5.95
5.63% GOI 12-APR-26	Sovereign	5.90
6.22% GOI 16-MAR-35	Sovereign	4.67
8.13% GOI 22-JUN-45	Sovereign	0.13
TREPS		18.52
Other Current Assets		-10.10
Grand Total (Net Asset)		100.00

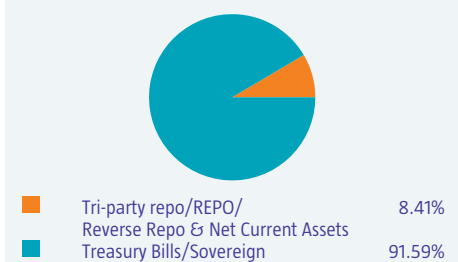
RATING PROFILE

(% to net assets)



ASSET ALLOCATION

(% to net assets)



[§]Source ICRA MFI Explorer ● # Monthend AUM as on 31.03.2022 ● ^The expense ratios mentioned for the schemes includes GST on investment management fees. ● Please refer page no. 42 for disclaimers. ● *Please refer notice cum addendum no.64 dated March 31, 2022 for change in fund management responsibilities. ● ®Please refer notice cum addendum no. 01 dated April 04, 2022 on Change in Benchmark of Open Ended Debt Schemes of Canara Robeco Mutual Fund (CRMF).

CANARA ROBECO CONSERVATIVE HYBRID FUND (CRCHF)

(as on March 31, 2022)

This product is suitable for investors who are seeking*:

- Income / Capital appreciation over medium term to long term
- Investment predominantly in debt and money market instruments and small portion in equity



*Investors should consult their financial advisers if in doubt about whether the product is suitable for them.

FUND INFORMATION

CATEGORY/TYPE: Conservative Hybrid Fund - An open-ended hybrid scheme investing predominantly in debt instruments

SCHEME OBJECTIVE: To generate income by investing in a wide range of Debt Securities and Money Market instruments of various maturities and small portion in equities and Equity Related Instruments. However, there can be no assurance that the investment objective of the scheme will be realized.

Monthend AUM* : ₹ 1,110.43 Crores
Monthly AVG AUM : ₹ 1,095.80 Crores

NAV: (as on March 31, 2022)
Direct Plan - Growth Option ₹ 83.3316
Regular Plan - Growth Option ₹ 75.5037
Direct Plan - Monthly IDCW (payout/reinvestment) ₹ 15.9663
Regular Plan - Monthly IDCW (payout/reinvestment) ₹ 13.8620
Regular Plan - Quarterly IDCW (payout/reinvestment) ₹ 13.6600
Direct Plan - Quarterly IDCW (payout/reinvestment) ₹ 15.6401

DATE OF ALLOTMENT: April 24, 1988

ASSET ALLOCATION: Equity and equity related instruments-10%-25% (Risk-High)
Debt securities (including Securitized debt) with Money Market Instruments -75%-90% (Risk-Medium)

MINIMUM INVESTMENT:

₹ 5000 and in multiples of ₹1 thereafter

Subsequent purchases: Minimum amount of ₹ 1000 and multiples of ₹1 thereafter

SIP: For Any date/monthly frequency – ₹ 1000 and in multiples of ₹1 thereafter

For quarterly frequency – ₹ 2000 and in multiples of ₹ 1 thereafter

STP: For Daily/Weekly/Monthly frequency – ₹ 1000 and in multiples of ₹1 thereafter

For quarterly frequency – ₹ 2000 and in multiples of ₹ 1 thereafter

SWP: For monthly frequency – ₹ 1000 and in multiples of ₹1 thereafter

For quarterly frequency – ₹ 2000 and in multiples of ₹ 1 thereafter

PLANS / OPTIONS : Regular Plan - Monthly Payout of Income Distribution cum Capital Withdrawal Option

Regular Plan - Monthly Reinvestment of Income Distribution cum Capital Withdrawal Option

Regular Plan - Quarterly Payout of Income Distribution cum Capital Withdrawal Option

Regular Plan - Quarterly Reinvestment of Income Distribution cum Capital Withdrawal Option

Regular Plan - Growth Option

Direct Plan - Monthly Payout of Income Distribution cum Capital Withdrawal Option

Direct Plan - Monthly Reinvestment of Income Distribution cum Capital Withdrawal Option

Direct Plan - Quarterly Payout of Income Distribution cum Capital Withdrawal Option

Direct Plan - Growth Option

ENTRY LOAD: Nil

EXIT LOAD: For any redemption / switch out upto 10% of units within 1 Year from the date of allotment - Nil

For any redemption / switch out more than 10% of units within 1 Year from the date of allotment - 1%

For any redemption / switch out after 1 Year from the date of allotment - Nil

EXPENSE RATIO^: Regular Plan: 1.81% Direct Plan: 0.50%

BENCHMARK: CRISIL Hybrid 85+15-Conservative Index

FUND MANAGER :

- Mr. Avnish Jain (For Debt Portfolio)
- Mr. Shridatta Bhandwadar (For Equity Portfolio)

TOTAL EXPERIENCE : 1) 27 Years 2) 15 Years

MANAGING THIS FUND: 1) Since 7-Oct-13
2) Since 02-Dec-21

PRODUCT POSITIONING

Canara Robeco Conservative Hybrid Fund is an open-ended hybrid scheme investing predominantly in debt instruments. Fund also takes small exposure in equity markets which endeavours to boost portfolio returns.

QUANTITATIVE INFORMATION⁵

Equity Quants

Standard Deviation 4.67
Portfolio Beta 1.08
Portfolio Turnover Ratio 2.61 times
R-Squared 0.73
Sharpe Ratio 1.36

Debt Quants

Yield to Maturity 4.93%
Modified Duration 1.33 Years
Average Maturity 1.50 Years
Macaulay Duration 1.38 Years

MATURITY PROFILE

	% Allocation
0 to 3 Months	10.31%
3 to 6 Months	4.53%
6 to 12 Months	11.80%
1-2 years	30.02%
Greater Than 2 Years	18.38%

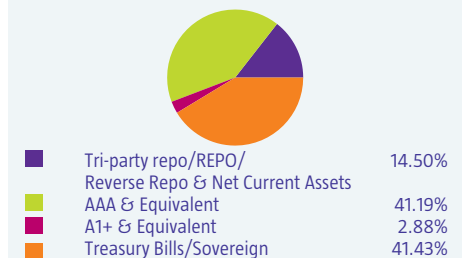
PORTFOLIO

Name of the Instruments	% to NAV
Equities	24.26
Listed Banks	24.26
ICICI Bank Ltd	6.51
HDFC Bank Ltd	2.09
State Bank of India	2.01
Axis Bank Ltd	1.22
Kotak Mahindra Bank Ltd	0.76
Software	0.43
Infosys Ltd	3.52
Tech Mahindra Ltd	2.01
Mphasis Ltd	0.61
Tata Consultancy Services Ltd	0.53
Consumer Non Durables	0.37
ITC Ltd	1.86
Varun Beverages Ltd	0.68
United Spirits Ltd	0.42
Hindustan Unilever Ltd	0.40
Tata Consumer Products Ltd	0.18
Pharmaceuticals	0.18
Suven Pharmaceuticals Ltd	1.27
Gland Pharma Ltd	0.46
Divi's Laboratories Ltd	0.45
Finance	0.36
Bajaj Finance Ltd	1.24
Petroleum Products	1.21
Reliance Industries Ltd	1.21
Healthcare Services	1.10
Apollo Hospitals Enterprise Ltd	0.79
Max Healthcare Institute Ltd	0.31
Industrial Products	0.96
Bharat Forge Ltd	0.57
Schaeffler India Ltd	0.39
Chemicals	0.96
Vinati Organics Ltd	0.53
Atul Ltd	0.43
Auto	0.87
Maruti Suzuki India Ltd	0.48
Tata Motors Ltd	0.39
Auto Ancillaries	0.77
Sona Blw Precision Forgings Ltd	0.40
Minda Industries Ltd	0.37
Insurance	0.68
SBI Life Insurance Co Ltd	0.50

Max Financial Services Ltd	0.18
Industrial Capital Goods	0.61
Thermax Ltd	0.61
Cement & Cement Products	0.59
Ultratech Cement Ltd	0.59
Entertainment	0.43
PVR Ltd	0.43
Construction	0.42
KNR Constructions Ltd	0.24
Brigade Enterprises Ltd	0.18
Paper	0.38
Century Textile & Industries Ltd	0.38
Leisure Services	0.30
Westlife Development Ltd	0.30
Retailing	0.29
Avenue Supermarkets Ltd	0.29
Transportation	0.28
TCI Express Ltd	0.28
Telecom - Services	0.01
Bharti Airtel Ltd	0.01
Debt Instruments	31.19
HDB Financial Services Ltd	3.21
National Bank For Agriculture & Rural Development	2.82
Housing Development Finance Corporation Ltd	2.34
National Bank For Agriculture & Rural Development	2.32
Larsen & Toubro Ltd	2.30
Housing Development Finance Corporation Ltd	2.28
Bajaj Finance Ltd	2.25
Bajaj Finance Ltd	2.25
Housing Development Finance Corporation Ltd	2.25
Sundaram Finance Ltd	2.23
LC Housing Finance Ltd	1.86
Power Finance Corporation Ltd	1.82
Housing Development Finance Corporation Ltd	0.94
LC Housing Finance Ltd	0.93
REC Ltd	0.92
LC Housing Finance Ltd	0.47
Government Securities	31.37
7.32% GOI 28-JAN-24	7.02
4.26% GOI 17-MAY-23	6.73
4.56% GOI 29-NOV-23	6.27
7.59% GOI 11-JAN-26	2.37
4.48% GOI 02-NOV-23	2.24
5.22% GOI 15-JUN-25	1.78
6.79% GOI 15-MAY-27	1.38
3.96% GOI 09-NOV-22	1.35
6.18% GOI 04-NOV-24	0.92
9.25% MAHARASHTRA SDL 09-OCT-23	0.48
7.17% GOI 08-JAN-28	0.46
6.54% GOI 17-JAN-32	0.37
7.72% GOI 26-OCT-55	0.00
Money Market Instruments	12.49
Axis Bank Ltd	2.18
TREPS	10.31
Other Current Assets	0.69
Grand Total (Net Asset)	100.00

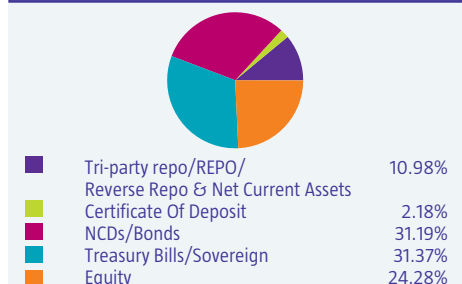
RATING PROFILE

(% to net assets)



ASSET ALLOCATION

(% to net assets)



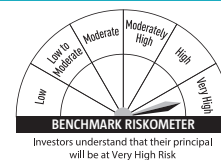
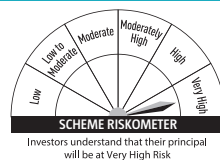
⁵Source ICRA MFI Explorer ● # Monthend AUM as on 31.03.2022 ● ^The expense ratios mentioned for the schemes includes GST on investment management fees. ● Please refer page no. 42 for disclaimers. ● **Please refer notice cum addendum no.03 dated April 08, 2022 for change in riskometer for CRCHF.

CANARA ROBECO EQUITY HYBRID FUND (CREHF)

(as on March 31, 2022)

This product is suitable for investors who are seeking*:

- Income/capital appreciation over long term
- Investment predominantly in equity and equity related instruments and a small portion in debt and money market instruments



*Investors should consult their financial advisers if in doubt about whether the product is suitable for them.

FUND INFORMATION

CATEGORY/TYPE: Aggressive Hybrid Fund - An open-ended hybrid scheme investing predominantly in equity and equity related instruments

SCHEME OBJECTIVE: To seek to generate long term capital appreciation and/or income from a portfolio constituted of equity and equity related securities as well as fixed income securities (debt and money market securities). However, there can be no assurance that the investment objective of the scheme will be realized

Monthend AUM* : ₹ 7,663.11 Crores

Monthly AVG AUM : ₹ 7,424.01 Crores

NAV: (as on March 31, 2022)

Direct Plan - Growth Option ₹ 264.8200

Regular Plan - Growth Option ₹ 243.1700

Regular Plan - Monthly IDCW (payout/reinvestment) ₹ 88.8000

Direct Plan - Monthly IDCW (payout/reinvestment) ₹ 106.8200

DATE OF ALLOTMENT: February 1, 1993

ASSET ALLOCATION: Equity and equity related instruments- 65%- 80%. (Risk- High)
Debt and money market instruments 20% to 35%. (Risk- Low to Medium)

REITs/ InvITs - 0%-10% (Risk- Medium to High)

MINIMUM INVESTMENT:

₹ 5000 and in multiples of ₹ 1 thereafter

Subsequent purchases: Minimum amount of ₹ 1000 and multiples of ₹ 1 thereafter

SIP: For Any date/monthly frequency - ₹ 1000 and in multiples of ₹ 1 thereafter. For quarterly frequency - ₹ 2000 and in multiples of ₹ 1 thereafter **STP:** For Daily/Weekly/Monthly frequency - ₹ 1000 and in multiples of ₹ 1 thereafter. For quarterly frequency - ₹ 2000 and in multiples of ₹ 1 thereafter **SWP:** For monthly frequency - ₹ 1000 and in multiples of ₹ 1 thereafter. For quarterly frequency - ₹ 2000 and in multiples of ₹ 1 thereafter

PLANS / OPTIONS : Regular Plan - Monthly Payout of Income Distribution cum Capital Withdrawal Option

Regular Plan - Monthly Reinvestment of Income Distribution cum Capital Withdrawal Option

Regular Plan - Growth Option

Direct Plan - Monthly Payout of Income Distribution cum Capital Withdrawal Option

Direct Plan - Monthly Reinvestment of Income Distribution cum Capital Withdrawal Option

Direct Plan - Growth Option

ENTRY LOAD: Nil

EXIT LOAD: For any redemption / switch out upto 10% of units within 1 Year from the date of allotment - Nil. For any redemption / switch out more than 10% of units within 1 Year from the date of allotment - 1%. For any redemption / switch out after 1 Year from the date of allotment - Nil

EXPENSE RATIO^: Regular Plan : 1.86% Direct Plan : 0.53%

BENCHMARK : CRISIL Hybrid 35+65 - Aggressive Index

FUND MANAGER :

- For Equity Portfolio 1) Ms. Ennette Fernandes
2) Mr. Shridatta Bhandwalder
For Debt Portfolio 3) Mr. Avnish Jain

TOTAL EXPERIENCE: 1) 12 Years 2) 15 Years 3) 27 Years

MANAGING THIS FUND:

- 1) Since 01-Oct-21 2) Since 5-July-16 3) Since 7-Oct-13

PRODUCT POSITIONING

Canara Robeco Equity Hybrid Fund aims at generating long term capital appreciation through a prudent mix of equity and debt portfolio, making it more suitable for the average investor as it takes away the burden of focusing on asset allocation between equity & debt. The fund invests in a careful blend of select stocks and debt securities which effectively spreads the risk.

QUANTITATIVE INFORMATION⁵

Equity Quants	
Standard Deviation	13.45
Portfolio Beta	0.94
Portfolio Turnover Ratio (Equity)	0.33 times
Portfolio Turnover Ratio (Total)	0.96 times
R-Squared	0.93
Sharpe Ratio	0.88
Debt Quants	
Yield to Maturity	4.51%
Modified Duration	1.00 Years
Average Maturity	1.14 Years
Macaulay Duration	1.03 Years

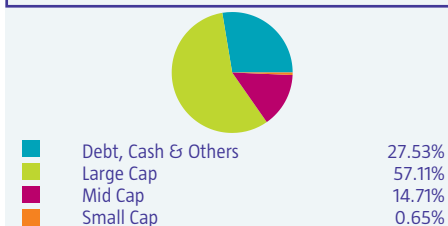
PORTFOLIO

Name of the Instruments	% to NAV
Equities	72.47
Listed	72.47
Banks	17.08
ICICI Bank Ltd	5.24
HDFC Bank Ltd	5.04
State Bank of India	3.77
Axis Bank Ltd	3.03
Software	11.70
Infosys Ltd	6.22
Tata Consultancy Services Ltd	2.99
Mphasis Ltd	1.76
HCL Technologies Ltd	0.73
Finance	5.13
Bajaj Finance Ltd	2.56
Housing Development Finance Corporation Ltd	1.68
Cholamandalam Investment and Finance Co Ltd	0.89
Petroleum Products	4.30
Reliance Industries Ltd	4.30
Pharmaceuticals	4.03
Sun Pharmaceutical Industries Ltd	1.59
Divi's Laboratories Ltd	0.83
Gland Pharma Ltd	0.83
IPCA Laboratories Ltd	0.45
Abbott India Ltd	0.33
Consumer Non Durables	3.24
ITC Ltd	1.14
United Spirits Ltd	1.11
Hindustan Unilever Ltd	0.99
Auto	2.64
Maruti Suzuki India Ltd	1.38
Tata Motors Ltd	0.96
Ashok Leyland Ltd	0.30
Construction Project	2.62
Larsen & Toubro Ltd	2.62
Consumer Durables	2.24
Voltas Ltd	1.41
Titan Co Ltd	0.83
Chemicals	2.17
Atul Ltd	0.96
Navin Fluorine International Ltd	0.70
Vinati Organics Ltd	0.51
Industrial Products	2.11
Polycab India Ltd	1.08
Bharat Forge Ltd	1.03
Telecom - Services	1.96
Bharti Airtel Ltd	1.92
Cement & Cement Products	1.90
Ultratech Cement Ltd	1.77
The Ramco Cements Ltd	0.13
Industrial Capital Goods	1.65
ABB India Ltd	1.12
Honeywell Automation India Ltd	0.53
Auto Ancillaries	1.54
Minda Industries Ltd	0.89
ZF Commercial Vehicle Control Systems India Ltd	0.65
Retailing	1.32
Aditya Birla Fashion and Retail Ltd	0.66
Avenue Supermarts Ltd	0.66
Healthcare Services	1.11
Max Healthcare Institute Ltd	1.09
Syngene International Ltd	0.02
Construction	1.10
Oberoi Realty Ltd	1.10
Non - Ferrous Metals	1.04
Hindalco Industries Ltd	1.04
Insurance	1.02
SBI Life Insurance Co Ltd	1.02
Leisure Services	1.00
Indian Hotels Co Ltd	0.55
Jubilant Foodworks Ltd	0.45
Aerospace & Defense	0.61
Bharat Electronics Ltd	0.61
Gas	0.53
Gujarat Gas Ltd	0.53

Pesticides	0.43
PI Industries Ltd	0.43
Debt Instruments	6.53
Housing Development Finance Corporation Ltd	0.66
LIC Housing Finance Ltd	0.65
Housing Development Finance Corporation Ltd	0.59
National Bank For Agriculture & Rural Development	0.34
Housing Development Finance Corporation Ltd	0.34
LIC Housing Finance Ltd	0.33
LIC Housing Finance Ltd	0.33
Housing Development Finance Corporation Ltd	0.33
Housing Development Finance Corporation Ltd	0.33
Reliance Industries Ltd	0.33
Larsen & Toubro Ltd	0.33
Housing Development Finance Corporation Ltd	0.27
LIC Housing Finance Ltd	0.26
REC Ltd	0.20
National Bank For Agriculture & Rural Development	0.20
National Bank For Agriculture & Rural Development	0.16
LIC Housing Finance Ltd	0.14
LIC Housing Finance Ltd	0.14
LIC Housing Finance Ltd	0.13
Small Industries Development Bank Of India	0.13
REC Ltd	0.13
LIC Housing Finance Ltd	0.07
Power Finance Corporation Ltd	0.07
Power Grid Corporation of India Ltd	0.07
Money Market Instruments	8.87
TREPS	5.33
Treasury Bills	1.61
Axis Bank Ltd	0.95
Axis Bank Ltd	0.65
National Bank For Agriculture & Rural Development	0.33
Government Securities	12.15
7.32% GOI 28-JAN-24	2.04
4.26% GOI 17-MAY-23	1.95
8.15% GOI 11-JUN-22	1.51
4.56% GOI 29-NOV-23	1.30
3.96% GOI 09-NOV-22	0.98
4.48% GOI 02-NOV-23	0.97
5.09% GOI 13-APR-22	0.91
6.79% GOI 15-MAY-27	0.60
6.84% GOI 19-DEC-22	0.46
6.18% GOI 04-NOV-24	0.33
5.22% GOI 15-JUN-25	0.26
6.84% GUJARAT SDL 08-SEP-31	0.26
7.59% GOI 11-JAN-26	0.21
7.17% GOI 08-JAN-28	0.13
6.54% GOI 17-JAN-32	0.07
8.15% GOI 24-NOV-26	0.07
8.24% GOI 15-FEB-27	0.07
7.42% MAHARASHTRA SDL 11-MAY-22	0.03
Net Current Assets	-0.02

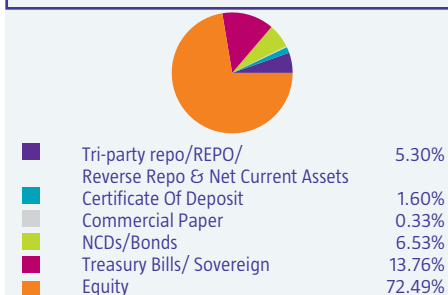
Grand Total (Net Asset) 100.00

MARKET CAPITALIZATION



ASSET ALLOCATION

(% to net assets)



PERFORMANCE AT A GLANCE

(as on March 31, 2022)

EQUITY SCHEMES

CANARA ROBECO FLEXICAP FUND

Fund Managers: (1) Mr. Shridatta Bhandwaladar is managing the scheme since 5-July-16

Period	Returns (%)			Current Value of Standard Investment of ₹ 10000		
	Scheme	S&P BSE 500 TRI [#]	S&P BSE SENSEX TRI ^{##}	Scheme	S&P BSE 500 TRI [#]	S&P BSE SENSEX TRI ^{##}
Last 1 Year	20.82	22.26	19.50	12082	12226	11950
Last 3 Years	17.96	17.06	16.06	16435	16061	15654
Last 5 Years	16.20	14.79	15.94	21193	19940	20954
Since Inception	18.18	16.55	17.68	221850	172825	204796

The past performance may or may not be sustained in the future. Returns are based on NAV of Regular Plan – Growth Option and are calculated on compounded annualized basis for a period of more than (or equal to) a year and absolute basis for a period less than a year. Inception Date: September 16, 2003. Different plans have a different expense structure.

CANARA ROBECO INFRASTRUCTURE

Fund Manager: (1) Mr. Vishal Mishra is managing the scheme since 26-June-21 (2) Mr. Shridatta Bhandwaladar is managing the scheme since 29-September-18.

Period	Returns (%)			Current Value of Standard Investment of ₹ 10000		
	Scheme	S&P BSE India Infrastructure TRI [#]	S&P BSE SENSEX TRI ^{##}	Scheme	S&P BSE India Infrastructure TRI [#]	S&P BSE SENSEX TRI ^{##}
Last 1 Year	28.01	32.02	19.50	12801	13202	11950
Last 3 Years	17.50	13.77	16.06	16243	14743	15654
Last 5 Years	10.67	8.46	15.94	16606	15013	20954
Since Inception	12.99	-	14.97	73530	-	97689

The past performance may or may not be sustained in the future. Returns are based on NAV of Regular Plan – Growth Option and are calculated on compounded annualized basis for a period of more than (or equal to) a year and absolute basis for a period less than a year. Inception Date: December 2, 2005. Different plans have a different expense structure.

CANARA ROBECO EQUITY TAX SAVER FUND - Regular Plan Growth option

Fund Manager: (1) Mr. Vishal Mishra is managing the scheme since 26-June-21 (2) Mr. Shridatta Bhandwaladar is managing the scheme since 01-October-19.

Period	Returns (%)			Current Value of Standard Investment of ₹ 10000		
	Scheme	S&P BSE 500 Index TRI [#]	S&P BSE SENSEX TRI ^{##}	Scheme	S&P BSE 500 Index TRI [#]	S&P BSE SENSEX TRI ^{##}
Last 1 Year	20.29	22.26	19.50	12029	12226	11950
Last 3 Years	19.97	17.06	16.06	17295	16061	15654
Last 5 Years	17.32	14.79	15.94	22237	19940	20954
Since Inception	19.92	17.64	16.71	109278	84845	76448

The past performance may or may not be sustained in the future. Returns are based on NAV of Regular Plan – Growth Option and are calculated on compounded annualized basis for a period of more than (or equal to) a year and absolute basis for a period less than a year. Inception date of Regular Plan Growth Option : 02-February-2009. Inception date of Scheme – 31-March-1993. Different plans have a different expense structure. Please refer notice cum addendum no. 40 dated December 1, 2021 for change in benchmark of scheme

CANARA ROBECO EQUITY TAX SAVER FUND - Regular Plan IDCW Option

Fund Manager: (1) Mr. Vishal Mishra is managing the scheme since 26-June-21 (2) Mr. Shridatta Bhandwaladar is managing the scheme since 01-October-19.

Period	Returns (%)			Current Value of Standard Investment of ₹ 10000		
	Scheme	S&P BSE 500 Index TRI [#]	S&P BSE SENSEX TRI ^{##}	Scheme	S&P BSE 500 Index TRI [#]	S&P BSE SENSEX TRI ^{##}
Last 1 Year	20.30	22.26	19.50	12030	12226	11950
Last 3 Years	19.98	17.06	16.06	17296	16061	15654
Last 5 Years	17.33	14.79	15.94	22241	19940	20954
Since Inception	15.16	13.24	13.39	600709	368673	383883

The past performance may or may not be sustained in the future. Returns are based on NAV of Regular Plan - IDCW Option and are calculated on compounded annualized basis for a period of more than (or equal to) a year and absolute basis for a period less than a year. Inception Date: March 31, 1993. Different plans have a different expense structure. Please refer notice cum addendum no. 40 dated December 1, 2021 for change in benchmark of scheme

CANARA ROBECO EMERGING EQUITIES

Fund Manager: (1) Mr. Shridatta Bhandwaladar is managing the scheme since 01-October-19.

Period	Returns (%)			Current Value of Standard Investment of ₹ 10000		
	Scheme	NIFTY Large Midcap 250 TRI [#]	S&P BSE SENSEX TRI ^{##}	Scheme	NIFTY Large Midcap 250 TRI [#]	S&P BSE SENSEX TRI ^{##}
Last 1 Year	22.52	22.90	19.50	12252	12290	11950
Last 3 Years	18.73	18.28	16.06	16762	16569	15654
Last 5 Years	15.09	15.11	15.94	20196	20217	20954
Since Inception	17.57	-	16.10	158320	-	127734

The past performance may or may not be sustained in the future. Returns are based on NAV of Regular Plan – Growth Option and are calculated on compounded annualized basis for a period of more than (or equal to) a year and absolute basis for a period less than a year. Inception Date: March 11, 2005. Different plans have a different expense structure.

● Scheme Benchmark[#] ● Additional Benchmark^{##} ● - :Corresponding Benchmark values not available ● Load is not taken into consideration for computation of returns. Returns of IDCW Option under the scheme for the investor would be net of tax deducted at source.

PERFORMANCE AT A GLANCE

(as on March 31, 2022)

EQUITY SCHEMES

CANARA ROBECO CONSUMER TRENDS FUND

Fund Manager: (1) Ms. Ennette Fernandes is managing the scheme since 01-October-21. (2) Mr. Shridatta Bhandwadar is managing the scheme since 01-October-19.

Period	Returns (%)			Current Value of Standard Investment of ₹ 10000		
	Scheme	S&P BSE 100 TRI [#]	S&P BSE SENSEX TRI ^{##}	Scheme	S&P BSE 100 TRI [#]	S&P BSE SENSEX TRI ^{##}
Last 1 Year	16.35	20.66	19.50	11635	12066	11950
Last 3 Years	17.35	15.88	16.06	16182	15581	15654
Last 5 Years	15.52	14.74	15.94	20576	19898	20954
Since Inception	15.98	12.28	12.27	64260	42790	42729

The past performance may or may not be sustained in the future. Returns are based on NAV of Regular Plan – Growth Option and are calculated on compounded annualized basis for a period of more than (or equal to) a year and absolute basis for a period less than a year. Inception Date: September 14, 2009. Different plans have a different expense structure.

CANARA ROBECO BLUE CHIP EQUITY FUND

Fund Manager: (1) Mr. Shridatta Bhandwadar is managing the scheme since 5-July-16 (2) Mr. Vishal Mishra is managing the scheme since 01-June-21.

Period	Returns (%)			Current Value of Standard Investment of ₹ 10000		
	Scheme	S&P BSE 100 TRI [#]	S&P BSE SENSEX TRI ^{##}	Scheme	S&P BSE 100 TRI [#]	S&P BSE SENSEX TRI ^{##}
Last 1 Year	15.76	20.66	19.50	11576	12066	11950
Last 3 Years	18.00	15.88	16.06	16451	15581	15654
Last 5 Years	15.48	14.74	15.94	20545	19898	20954
Since Inception	12.84	11.75	14.37	40700	36350	47574

The past performance may or may not be sustained in the future. Returns are based on NAV of Regular Plan – Growth Option and are calculated on compounded annualized basis for a period of more than (or equal to) a year and absolute basis for a period less than a year. Inception Date: August 20, 2010. Different plans have a different expense structure.

CANARA ROBECO EQUITY HYBRID FUND

Fund Manager: (1) Ms. Ennette Fernandes is managing the scheme since 01-October-21 (2) Mr. Shridatta Bhandwadar is managing the scheme since 5-July-16 (3) Mr. Avnish Jain is managing the scheme since 07-Oct-13.

Period	Returns (%)			Current Value of Standard Investment of ₹ 10000		
	Scheme	CRISIL Hybrid 35+65 - Aggressive Index [#]	S&P BSE SENSEX TRI ^{##}	Scheme	CRISIL Hybrid 35+65 - Aggressive Index [#]	S&P BSE SENSEX TRI ^{##}
Last 1 Year	15.39	15.29	19.50	11539	11529	11950
Last 3 Years	15.23	14.51	16.06	15317	15032	15654
Last 5 Years	13.15	12.79	15.94	18556	18260	20954
Since Inception	11.56	0.00	12.76	243170	-	332312

The past performance may or may not be sustained in the future. Returns are based on NAV of Regular Plan – Growth Option and are calculated on compounded annualized basis for a period of more than (or equal to) a year and absolute basis for a period less than a year. Inception Date: February 1, 1993. Different plans have a different expense structure.

CANARA ROBECO SMALL CAP FUND

Fund Manager: (1) Mr. Ajay Khandelwal is managing the scheme since 21-December-21. (2) Mr. Shridatta Bhandwadar is managing the scheme since 01-October-19.

Period	Returns (%)			Current Value of Standard Investment of ₹ 10000		
	Scheme	NIFTY Small Cap 250 TRI [#]	S&P BSE SENSEX TRI ^{##}	Scheme	NIFTY Small Cap 250 TRI [#]	S&P BSE SENSEX TRI ^{##}
Last 1 Year	57.21	37.02	19.50	15721	13702	11950
Last 3 Years	32.25	21.38	16.06	23184	17913	15654
Since Inception	32.92	25.99	18.36	24320	20575	16928

The past performance may or may not be sustained in the future. Returns are based on NAV of Regular Plan – Growth Option and are calculated on compounded annualized basis for a period of more than (or equal to) a year and absolute basis for a period less than a year. Inception Date: February 15, 2019. Different plans have a different expense structure. The scheme has been in existence for more than 1 year but less than 3 years.

CANARA ROBECO FOCUSED EQUITY FUND

Fund Manager: (1) Mr. Shridatta Bhandwadar is managing the scheme since 17-May-21. (2) Mr. Amit Kadam is managing the scheme since 01-October-21.

Period	Returns (%)			Current Value of Standard Investment of ₹ 10000		
	Scheme	S&P BSE 500 TRI [#]	S&P BSE SENSEX TRI ^{##}	Scheme	S&P BSE 500 TRI [#]	S&P BSE SENSEX TRI ^{##}
Last 6 Months	-0.33	-1.12	-1.23	9983	9944	9938
Since Inception	21.92	21.48	22.16	11910	11871	11930

The past performance may or may not be sustained in the future. Returns are based on NAV of Regular Plan – Growth Option. Scheme has been in existence for more than six months but less than one year, therefore returns shown above are based on simple annualized growth rate of the scheme for the past 6 months and since inception from the last day of previous month-end. Inception Date: May 17, 2021. Different plans have a different expense structure.

Scheme Benchmark[#] ● Additional Benchmark^{##} ● - : Corresponding Benchmark values not available ● Load is not taken into consideration for computation of returns. Returns of IDCW Option under the scheme for the investor would be net of tax deducted at source.

PERFORMANCE AT A GLANCE

(as on March 31, 2022)

EQUITY SCHEMES

CANARA ROBECO VALUE FUND

Fund Manager: (1) Mr. Vishal Mishra (Fund Manager) is managing the scheme Since 03-September -21 (2) Ms. Silky Jain (Assistant Fund Manager) is managing the scheme Since 01-October -21

Period	Returns (%)			Current Value of Standard Investment of ₹ 10000		
	Scheme	S&P BSE 500 Index TRI [#]	S&P BSE SENSEX TRI ^{##}	Scheme	S&P BSE 500 Index TRI [#]	S&P BSE SENSEX TRI ^{##}
Last 6 Months	5.94	-1.12	-1.23	10298	9944	9938
Since Inception	6.46	1.62	1.29	10370	10141	10112

The past performance may or may not be sustained in the future. Returns are based on NAV of Regular Plan – Growth Option. Scheme has been in existence for more than six months but less than one year, therefore returns shown above are based on simple annualized growth rate of the scheme for the past 6 months and since inception from the last day of previous month-end. Inception Date: September 03, 2021 Different plans have a different expense structure.

INCOME / DEBT SCHEMES

CANARA ROBECO CONSERVATIVE HYBRID FUND - Regular Plan Growth option

Fund Manager: (1) Mr. Avnish Jain is managing the scheme since 7-Oct-13 (2) Mr. Shridatta Bhandwalder is managing the scheme since 02-December-21.

Period	Returns (%)			Current Value of Standard Investment of ₹ 10000		
	Scheme	CRISIL Hybrid 85+15 - Conservative Index [#]	CRISIL 10 Year Gilt Index ^{##}	Scheme	CRISIL Hybrid 85+15 - Conservative Index [#]	CRISIL 10 Year Gilt Index ^{##}
Last 1 Year	8.32	6.94	1.08	10832	10694	10108
Last 3 Years	10.25	9.87	6.27	13411	13274	12009
Last 5 Years	8.39	8.70	5.02	14962	15181	12776
Since Inception	10.40	9.00	6.17	68206	53238	31973

The past performance may or may not be sustained in the future. Returns are based on NAV of Regular Plan – Growth Option and are calculated on compounded annualized basis for a period of more than (or equal to) a year and absolute basis for a period less than a year. Inception date of Regular Plan Growth Option : 05-November-2002. Inception date of Scheme –24- April-1988. Different plans have a different expense structure. As per the provisions of SEBI circular dated April 12, 2018 (Performance disclosure post consolidation/ Merger of Schemes), the past performance of aforesaid scheme is based on the historical NAV of Canara Robeco Income Saver Fund (erstwhile Canara Robeco Monthly Income Plan) and hence may not be comparable.

CANARA ROBECO CONSERVATIVE HYBRID FUND - Regular Plan Monthly IDCW Option

Fund Manager: (1) Mr. Avnish Jain is managing the scheme since 7-Oct-13 (2) Mr. Shridatta Bhandwalder is managing the scheme since 02-December-21.

Period	Returns (%)			Current Value of Standard Investment of ₹ 10000		
	Scheme	CRISIL Hybrid 85+15 - Conservative Index [#]	CRISIL 10 Year Gilt Index ^{##}	Scheme	CRISIL Hybrid 85+15 - Conservative Index [#]	CRISIL 10 Year Gilt Index ^{##}
Last 1 Year	8.33	6.94	1.08	10833	10694	10108
Last 3 Years	10.25	9.87	6.27	13412	13274	12009
Last 5 Years	8.39	8.70	5.02	14961	15181	12776
Since Inception	9.78	-	-	237673	-	-

The past performance may or may not be sustained in the future. Returns are based on NAV of Regular Plan Monthly IDCW Option and are calculated on compounded annualized basis for a period of more than (or equal to) a year and absolute basis for a period less than a year. Inception Date: April 24, 1988. Different plans have a different expense structure. As per the provisions of SEBI circular dated April 12, 2018 (Performance disclosure post consolidation/ Merger of Schemes), the past Performance of aforesaid scheme is based on the historical NAV of Canara Robeco Income Saver Fund (erstwhile Canara Robeco Monthly Income Plan) and hence may not be comparable.

CANARA ROBECO SHORT DURATION FUND®

Fund Manager: (1) Ms. Suman Prasad is managing the scheme since 16-Sep-12.

Period	Returns (%)			Current Value of Standard Investment of ₹ 10000		
	Scheme	CRISIL Short Term Bond Fund Index [#]	CRISIL 10 Year Gilt Index ^{##}	Scheme	CRISIL Short Term Bond Fund Index [#]	CRISIL 10 Year Gilt Index ^{##}
Last 1 Year	3.37	5.19	1.08	10337	10519	10108
Last 3 Years	6.18	7.58	6.27	11976	12458	12009
Last 5 Years	6.27	7.29	5.02	13558	14221	12776
Since Inception	6.99	8.23	6.64	20968	23758	20210

The past performance may or may not be sustained in the future. Returns are based on NAV of Regular Plan – Growth Option and are calculated on compounded annualized basis for a period of more than (or equal to) a year and absolute basis for a period less than a year. Inception Date: April 25, 2011. Different plans have a different expense structure. As per the provisions of SEBI circular dated April 12, 2018 (Performance disclosure post consolidation/ Merger of Schemes), the past performance of aforesaid scheme is based on the historical NAV of Canara Robeco Short Duration Fund (erstwhile Canara Robeco Yield Advantage Fund) and hence may not be comparable.

Scheme Benchmark[#] ● Additional Benchmark^{##} ● - :Corresponding Benchmark values not available ● Load is not taken into consideration for computation of returns. Returns of IDCW Option under the scheme for the investor would be net of tax deducted at source. ● *Please refer notice cum addendum no. 01 dated April 04, 2022 on Change in Benchmark of Open Ended Debt Schemes of Canara Robeco Mutual Fund (CRMf).

PERFORMANCE AT A GLANCE

(as on March 31, 2022)

INCOME / DEBT SCHEMES

CANARA ROBECO INCOME FUND®

Fund Manager: (1) Mr. Avnish Jain is managing the scheme since 25-June-14

Period	Returns (%)			Current Value of Standard Investment of ₹ 10000		
	Scheme	CRISIL Composite Bond Fund Index [#]	CRISIL 10 Year Gilt Index ^{##}	Scheme	CRISIL Composite Bond Fund Index [#]	CRISIL 10 Year Gilt Index ^{##}
Last 1 Year	2.66	4.48	1.08	10266	10448	10108
Last 3 Years	6.47	8.21	6.27	12076	12678	12009
Last 5 Years	5.99	7.29	5.02	13380	14217	12776
Since Inception	8.17	7.09	6.28	46370	38135	32903

The past performance may or may not be sustained in the future. Returns are based on NAV of Regular Plan – Growth Option and are calculated on compounded annualized basis for a period of more than (or equal to) a year and absolute basis for a period less than a year. Inception Date: September 19, 2002. Different plans have a different expense structure.

CANARA ROBECO LIQUID FUND®

***Fund Manager:** (1) Mr. Avnish Jain is managing the scheme since 31-Mar-22 (2) Ms. Suman Prasad is managing the scheme since 18-Mar-11

Period	Returns (%)			Current Value of Standard Investment of ₹ 10000		
	Scheme	Crisil Liquid Fund Index [#]	CRISIL 1 Year T-Bill Index ^{##}	Scheme	Crisil Liquid Fund Index [#]	CRISIL 1 Year T-Bill Index ^{##}
Last 1 Year	3.33	3.68	3.76	10333	10368	10376
Last 3 Years	4.10	4.71	5.28	11284	11484	11675
Last 5 Years	5.26	5.71	5.82	12921	13201	13272
Since Inception	7.03	6.94	6.34	25411	25114	23241
Last 7 Days	3.89	4.10	5.55	10007	10008	10011
Last 15 Days	3.69	3.95	5.96	10015	10016	10024
Last 30 Days	3.57	3.95	5.65	10030	10034	10048

The past performance may or may not be sustained in the future. Returns are based on NAV of Regular Plan – Growth Option and are calculated on compounded annualized basis for a period of more than (or equal to) a year and Simple annualized basis for a period less than a year. Inception Date: January 15, 2002. The face value was changed to ₹ 1000 w.e.f Aug 20, 2011. Different plans have a different expense structure. *Please refer notice cum addendum no.64 dated March 31, 2022 for change in fund management responsibilities.

CANARA ROBECO ULTRA SHORT TERM FUND®

***Fund Manager:** (1) Mr. Avnish Jain is managing the scheme since 31-Mar-22 (2) Ms. Suman Prasad is managing the scheme since 12-Apr-11

Period	Returns (%)			Current Value of Standard Investment of ₹ 10000		
	Scheme	CRISIL Ultra Short Term Debt Index [#]	CRISIL 1 Year T-Bill Index ^{##}	Scheme	CRISIL Ultra Short Term Debt Index [#]	CRISIL 1 Year T-Bill Index ^{##}
Last 1 Year	2.80	4.32	3.76	10280	10432	10376
Last 3 Years	4.25	5.71	5.28	11335	11817	11675
Last 5 Years	4.95	6.46	5.82	12737	13676	13272
Since Inception (CAGR)	6.97	7.62	6.34	31314	27391	23246

The past performance may or may not be sustained in the future. Returns are based on NAV of Regular Plan – Growth Option and are calculated on compounded annualized basis for a period of more than (or equal to) a year and absolute basis for a period less than a year. Inception Date: September 16, 2003. The face value was changed to ₹ 1000 w.e.f Aug 20, 2011. Different plans have a different expense structure. *Please refer notice cum addendum no.64 dated March 31, 2022 for change in fund management responsibilities.

CANARA ROBECO DYNAMIC BOND FUND®

***Fund Manager:** (1) Mr. Avnish Jain is managing the scheme since 31-Mar-22 (2) Ms. Suman Prasad is managing the scheme since 31-Mar-22

Period	Returns (%)			Current Value of Standard Investment of ₹ 10000		
	Scheme	Crisil Composite Bond Fund Index [#]	CRISIL 10 Year Gilt Index ^{##}	Scheme	Crisil Composite Bond Fund Index [#]	CRISIL 10 Year Gilt Index ^{##}
Last 1 Year	2.09	4.48	1.08	10209	10448	10108
Last 3 Years	5.79	8.21	6.27	11844	12678	12009
Last 5 Years	5.24	7.29	5.02	12914	14217	12776
Since Inception (CAGR)	7.19	7.76	5.91	24386	26129	20917

The past performance may or may not be sustained in the future. Returns are based on NAV of Regular Plan – Growth Option and are calculated on compounded annualized basis for a period of more than (or equal to) a year and absolute basis for a period less than a year. Inception Date: May 29, 2009. Different plans have a different expense structure. *Please refer notice cum addendum no.64 dated March 31, 2022 for change in fund management responsibilities.

Scheme Benchmark[#] ● Additional Benchmark^{##} ● - : Corresponding Benchmark values not available ● Load is not taken into consideration for computation of returns. Returns of IDCW Option under the scheme for the investor would be net of tax deducted at source. ● *Please refer notice cum addendum no. 01 dated April 04, 2022 on Change in Benchmark of Open Ended Debt Schemes of Canara Robeco Mutual Fund (CRMf).

PERFORMANCE AT A GLANCE

(as on March 31, 2022)

INCOME / DEBT SCHEMES

CANARA ROBECO CORPORATE BOND FUND®

Fund Manager: (1) Mr. Avnish Jain is managing the scheme since 7-Feb-14.

Period	Returns (%)			Current Value of Standard Investment of ₹ 10000		
	Scheme	CRISIL Corporate Bond Composite Index*	CRISIL 10 Year Gilt Index**	Scheme	CRISIL Corporate Bond Composite Index*	CRISIL 10 Year Gilt Index**
Last 1 Year	3.71	5.47	1.08	10371	10547	10108
Last 3 Years	6.55	8.70	6.27	12103	12854	12009
Last 5 Years	6.35	7.76	5.02	13607	14532	12776
Since Inception	7.47	8.79	7.36	17985	20137	17830

The past performance may or may not be sustained in the future. Returns are based on NAV of Regular Plan – Growth Option and are calculated on compounded annualized basis for a period of more than (or equal to) a year and absolute basis for a period less than a year. Inception Date: 7th February, 2014. Different plans have a different expense structure.

CANARA ROBECO SAVINGS FUND®

Fund Manager: (1) Mr. Avnish Jain is managing the scheme since 31-Mar-22 (2) Ms. Suman Prasad is managing the scheme since 12-Apr-11

Period	Returns (%)			Current Value of Standard Investment of ₹ 10000		
	Scheme	CRISIL Low Duration Debt Index*	CRISIL 1 Year T-Bill Index**	Scheme	CRISIL Low Duration Debt Index*	CRISIL 1 Year T-Bill Index**
Last 1 Year	3.39	4.49	3.76	10339	10449	10376
Last 3 Years	5.38	6.34	5.28	11707	12030	11675
Last 5 Years	6.06	6.79	5.82	13424	13890	13272
Since Inception	7.47	7.39	6.08	34221	33798	27425

The past performance may or may not be sustained in the future. Returns are based on NAV of Regular Plan – Growth Option and are calculated on compounded annualized basis for a period of more than (or equal to) a year and absolute basis for a period less than a year. Inception Date: March 4, 2005. Different plans have a different expense structure. *Please refer notice cum addendum no.64 dated March 31, 2022 for change in fund management responsibilities.

CANARA ROBECO GILT FUND®

*Fund Manager: (1) Mr. Avnish Jain is managing the scheme since 31-Mar-22 (2) Ms. Suman Prasad is managing the scheme since 31-Mar-22

Period	Returns (%)			Current Value of Standard Investment of ₹ 10000		
	Scheme	Crisil Dynamic Gilt Fund Index*	CRISIL 10 Year Gilt Index**	Scheme	Crisil Dynamic Gilt Fund Index*	CRISIL 10 Year Gilt Index**
Last 1 Year	2.97	4.17	1.08	10297	10417	10108
Last 3 Years	6.93	7.72	6.27	12232	12507	12009
Last 5 Years	5.93	6.78	5.02	13339	13884	12776
Since Inception	8.52	8.68	-	61715	63765	-

The past performance may or may not be sustained in the future. Returns are based on NAV of Regular Plan – Growth Option and are calculated on compounded annualized basis for a period of more than (or equal to) a year and absolute basis for a period less than a year. Inception Date: December 29, 1999. Different plans have a different expense structure. *Please refer notice cum addendum no.64 dated March 31, 2022 for change in fund management responsibilities.

CANARA ROBECO OVERNIGHT FUND®

Fund Manager: (1) Ms. Suman Prasad is managing the scheme since 24-July-19

Period	Returns (%)			Current Value of Standard Investment of ₹ 10000		
	Scheme	CRISIL Overnight Index*	CRISIL 1 Year T-Bill Index**	Scheme	CRISIL Overnight Index*	CRISIL 1 Year T-Bill Index**
Last 1 Year	3.24	3.36	3.76	10324	10336	10376
Since Inception	3.60	3.66	5.05	10997	11013	11416
Last 7 Days	3.24	3.37	5.55	10006	10006	10011
Last 15 Days	3.32	3.45	5.96	10014	10014	10024
Last 30 Days	3.28	3.41	5.65	10028	10029	10048

The past performance may or may not be sustained in the future. Returns are based on NAV of Regular Plan – Growth Option and are calculated on compounded annualized basis for a period of more than (or equal to) a year and simple annualized basis for a period less than a year. Inception Date: July 24, 2019. Different plans have a different expense structure. The scheme has been in existence for more than 1 year but less than 3 years.

Scheme Benchmark* ● Additional Benchmark** ● -: Corresponding Benchmark values not available ● Load is not taken into consideration for computation of returns. Returns of IDCW Option under the scheme for the investor would be net of tax deducted at source. ● *Please refer notice cum addendum no. 01 dated April 04, 2022 on Change in Benchmark of Open Ended Debt Schemes of Canara Robeco Mutual Fund (CRMF).

Scheme Performance - Fund Manager wise

(as on March 31, 2022)

Fund Manager: Mr. Shridatta Bhandwaldar

Scheme Names	CAGR (%)							
	1 Year Return		3 Years Return		5 Years Return		Since Inception	
	Scheme	Benchmark [#]	Scheme	Benchmark [#]	Scheme	Benchmark [#]	Scheme	Benchmark [#]
CANARA ROBECO SMALL CAP FUND	57.21	37.02	32.25	21.38	N.A	N.A	32.92	25.99
CANARA ROBECO INFRASTRUCTURE	28.01	32.02	17.50	13.77	10.67	8.46	12.99	-
CANARA ROBECO EQUITY TAX SAVER FUND	20.29	20.29	19.97	17.06	17.32	14.79	19.92	17.64
CANARA ROBECO EQUITY HYBRID FUND	15.39	15.29	15.23	14.51	13.15	12.79	11.56	0.00
CANARA ROBECO BLUE CHIP EQUITY FUND	15.76	20.66	18.00	15.88	15.48	14.74	12.84	11.75
CANARA ROBECO FLEXICAP FUND	20.82	22.26	17.96	17.06	16.20	14.79	18.18	16.55

Note:

- Mr. Shridatta Bhandwaldar manages 10 open-ended schemes of Canara Robeco Mutual Fund.
- Period for which scheme's performance has been provided is computed basis last day of the month-end preceding the date of advertisement
- Different plans shall have a different expense structure. The performance details provided herein are of Regular plan - Growth Option.
- Past performance may or may not be sustained in the future.
- N.A.- Not Applicable because scheme is in existence for less than 3 years.
- : Corresponding Benchmark values not available

Fund Manager: Mr. Vishal Mishra

Scheme Names	CAGR (%)							
	1 Year Return		3 Years Return		5 Years Return		Since Inception	
	Scheme	Benchmark [#]	Scheme	Benchmark [#]	Scheme	Benchmark [#]	Scheme	Benchmark [#]
CANARA ROBECO EQUITY TAX SAVER FUND	20.29	20.29	19.97	17.06	17.32	14.79	19.92	17.64
CANARA ROBECO INFRASTRUCTURE	28.01	32.02	17.50	13.77	10.67	8.46	12.99	-
CANARA ROBECO BLUE CHIP EQUITY FUND	15.76	20.66	18.00	15.88	15.48	14.74	12.84	11.75
CANARA ROBECO VALUE FUND*	5.94	-1.12	N.A	N.A	N.A	N.A	6.46	1.62

Note:

- Mr. Vishal Mishra manages 4 open-ended schemes of Canara Robeco Mutual Fund.
- Period for which scheme's performance has been provided is computed basis last day of the month-end preceding the date of advertisement
- Different plans shall have a different expense structure. The performance details provided herein are of Regular plan - Growth Option
- Past performance may or may not be sustained in the future.
- : Corresponding Benchmark values not available
- *Scheme has been in existence for more than six months but less than one year, therefore returns shown above are based on simple annualized growth rate of the scheme for the past 6 months from the last day of previous month-end / since inception.

Fund Manager: Ms. Ennette Fernandes

Scheme Names	CAGR (%)							
	1 Year Return		3 Years Return		5 Years Return		Since Inception	
	Scheme	Benchmark [#]	Scheme	Benchmark [#]	Scheme	Benchmark [#]	Scheme	Benchmark [#]
CANARA ROBECO CONSUMER TRENDS FUND	16.35	20.66	17.35	15.88	15.52	14.74	15.98	12.28
CANARA ROBECO EQUITY HYBRID FUND	15.39	15.29	15.23	14.51	13.15	12.79	11.56	0.00

Note:

- Ms. Ennette Fernandes manages 2 open-ended schemes of Canara Robeco Mutual Fund.
- Period for which scheme's performance has been provided is computed basis last day of the month-end preceding the date of advertisement
- Different plans shall have a different expense structure. The performance details provided herein are of Regular plan - Growth Option
- Past performance may or may not be sustained in the future.

Fund Manager: Mr. Amit Kadam

Scheme Names	Simple Annualized Growth Rate (%)									
	6 Months Return		1 Year Return		3 Years Return		5 Years Return		Since Inception	
	Scheme	Benchmark [#]	Scheme	Benchmark [#]	Scheme	Benchmark [#]	Scheme	Benchmark [#]	Scheme	Benchmark [#]
CANARA ROBECO FOCUSED EQUITY FUND	-0.33	-1.12	N.A	N.A	N.A	N.A	N.A	N.A	21.92	21.48

Note:

- Mr. Amit Kadam manage 1 open-ended schemes of Canara Robeco Mutual Fund.
- Period for which scheme's performance has been provided is computed basis last day of the month-end preceding the date of advertisement
- Different plans shall have a different expense structure. The performance details provided herein are of Regular plan - Growth Option
- Past performance may or may not be sustained in the future.
- Scheme has been in existence for more than six months but less than one year, therefore returns shown above are based on simple annualized growth rate of the scheme for the past 6 months from the last day of previous month-end / since inception.

*For scheme benchmark please refer page no 27-31 • Load is not taken into consideration for computation of returns. Returns of IDCW option under the scheme for the investor would be net of distribution tax as applicable. • In case the number of schemes managed by a fund manager is more than six, performance data of schemes including top 3 and bottom 3 schemes managed by fund manager is provided on the basis of 1 Year CAGR returns.

Scheme Performance - Fund Manager wise

(as on March 31, 2022)

Fund Manager: Mr. Ajay Khandelwal

Scheme Names	CAGR (%)							
	1 Year Return		3 Years Return		5 Years Return		Since Inception	
	Scheme	Benchmark [#]	Scheme	Benchmark [#]	Scheme	Benchmark [#]	Scheme	Benchmark [#]
CANARA ROBECO SMALL CAP FUND	57.21	37.02	32.25	21.38	N.A	N.A	32.92	25.99

Note:

- Mr. Ajay Khandelwal manage 1 open-ended schemes of Canara Robeco Mutual Fund .
- Period for which scheme's performance has been provided is computed basis last day of the month-end preceding the date of advertisement
- Different plans shall have a different expense structure. The performance details provided herein are of Regular plan - Growth Option
- Past performance may or may not be sustained in the future.

Fund Manager: Mr. Avnish Jain

Scheme Names	CAGR (%)							
	1 Year Return		3 Years Return		5 Years Return		Since Inception	
	Scheme	Benchmark [#]	Scheme	Benchmark [#]	Scheme	Benchmark [#]	Scheme	Benchmark [#]
CANARA ROBECO EQUITY HYBRID FUND*	15.39	15.29	15.23	14.51	13.15	12.79	11.56	0.00
CANARA ROBECO CONSERVATIVE HYBRID FUND*^	8.32	6.94	10.25	9.87	8.39	8.70	10.40	9.00
CANARA ROBECO INCOME FUND	2.66	4.48	6.47	8.21	5.99	7.29	8.17	7.09
CANARA ROBECO CORPORATE BOND FUND	3.71	5.47	6.55	8.70	6.35	7.76	7.47	8.79
CANARA ROBECO GILT FUND	2.97	4.17	6.93	7.72	5.93	6.78	8.52	8.68
CANARA ROBECO LIQUID FUND	3.33	3.68	4.10	4.71	5.26	5.71	7.03	6.94
CANARA ROBECO ULTRA SHORT TERM FUND	2.80	4.32	4.25	5.71	4.95	6.46	6.97	7.62
CANARA ROBECO DYNAMIC BOND FUND	2.09	4.48	5.79	8.21	5.24	7.29	7.19	7.76
CANARA ROBECO SAVINGS FUND	3.39	4.49	5.38	6.34	6.06	6.79	7.47	7.39

Note:

- Mr. Avnish Jain manages 9 open-ended schemes of Canara Robeco Mutual Fund .
- Period for which scheme's performance has been provided is computed basis last day of the month-end preceding the date of advertisement
- Different plans shall have a different expense structure. The performance details provided herein are of Regular plan - Growth Option.
- *Managing the portfolio only for debt allocation
- ^As per the provisions of SEBI circular dated April 12, 2018 (Performance disclosure post consolidation/ Merger of Schemes), the past performance of aforesaid scheme is based on the historical NAV of Canara Robeco Income Saver Fund (erstwhile Canara Robeco Monthly Income Plan) and hence may not be comparable.
- Past performance may or may not be sustained in the future.

Fund Manager: Ms. Suman Prasad

Scheme Names	CAGR (%)							
	1 Year Return		3 Years Return		5 Years Return		Since Inception	
	Scheme	Benchmark [#]	Scheme	Benchmark [#]	Scheme	Benchmark [#]	Scheme	Benchmark [#]
CANARA ROBECO SHORT DURATION FUND^	3.37	5.19	6.18	7.58	6.27	7.29	6.99	8.23
CANARA ROBECO LIQUID FUND	3.33	3.68	4.10	4.71	5.26	5.71	7.03	6.94
CANARA ROBECO ULTRA SHORT TERM FUND	2.80	4.32	4.25	5.71	4.95	6.46	6.97	7.62
CANARA ROBECO SAVINGS FUND	3.39	4.49	5.38	6.34	6.06	6.79	7.47	7.39
CANARA ROBECO OVERNIGHT FUND	3.24	3.36	N.A	N.A	N.A	N.A	3.60	3.66
CANARA ROBECO GILT FUND	2.97	4.17	6.93	7.72	5.93	6.78	8.52	8.68
CANARA ROBECO DYNAMIC BOND FUND	2.09	4.48	5.79	8.21	5.24	7.29	7.19	7.76

Note:

- Ms. Suman Prasad manages 7 open-ended schemes of Canara Robeco Mutual Fund .
- Period for which scheme's performance has been provided is computed basis last day of the month-end preceding the date of advertisement
- Different plans shall have a different expense structure. The performance details provided herein are of Regular plan - Growth Option.
- ^As per the provisions of SEBI circular dated April 12, 2018 (Performance disclosure post consolidation/ Merger of Schemes), the past performance of aforesaid scheme is based on the historical NAV of Canara Robeco Short Duration Fund (erstwhile Canara Robeco Yield Advantage Fund) and hence may not be comparable.
- Past performance may or may not be sustained in the future.
- N.A.- Not Applicable because scheme is in existence for less than 3 years.

Fund Manager: Ms. Silky Jain

Scheme Names	Simple Annualized Growth Rate (%)									
	6 Months Return		1 Year Return		3 Years Return		5 Years Return		Since Inception	
	Scheme	Benchmark [#]	Scheme	Benchmark [#]	Scheme	Benchmark [#]	Scheme	Benchmark [#]	Scheme	Benchmark [#]
CANARA ROBECO VALUE FUND	5.94	-1.12	N.A	N.A	N.A	N.A	N.A	N.A	6.46	1.62

Note:

- Ms. Silky Jain manage 1 open-ended schemes of Canara Robeco Mutual Fund .
- Period for which scheme's performance has been provided is computed basis last day of the month-end preceding the date of advertisement
- Different plans shall have a different expense structure. The performance details provided herein are of Regular plan - Growth Option
- Past performance may or may not be sustained in the future.
- Scheme has been in existence for more than six months but less than one year, therefore returns shown above are based on simple annualized growth rate of the scheme for the past 6 months from the last day of previous month-end / since inception.

*For scheme benchmark please refer page no 27-31 • Load is not taken into consideration for computation of returns. Returns of IDCW option under the scheme for the investor would be net of distribution tax as applicable.

SIP RETURNS

(as on March 31, 2022)

EQUITY SCHEMES

CANARA ROBECO FLEXICAP FUND

Fund Manager: Mr. Shridatta Bhandwalder

	Since Inception	15 YR	10 yr	7 yr	5 yr	3 yr	1 yr
Total Amt invested (INR)	2230000	1800000	1200000	840000	600000	360000	120000
Market Value (INR)	11451335	6037407	2716817	1517105	946876	507297	125586
Scheme Returns	15.57%	14.76%	15.61%	16.60%	18.32%	23.64%	8.79%
S&P BSE 500 TRI [#]	14.26%	13.77%	15.53%	16.24%	17.95%	25.39%	12.61%
S&P BSE SENSEX TRI ^{##}	14.15%	13.31%	14.95%	16.17%	17.70%	22.52%	13.17%
Inception Date	16-Sep-03						

CANARA ROBECO EQUITY TAX SAVER FUND

Fund Manager: Mr. Vishal Mishra / Mr. Shridatta Bhandwalder

	Since Inception	10 yr	7 yr	5 yr	3 yr	1 yr
Total Amt invested (INR)	1580000	1200000	840000	600000	360000	120000
Market Value (INR)	4949322	2886040	1582719	989779	524527	125327
Scheme Returns	16.05%	16.73%	17.79%	20.14%	26.09%	8.38%
S&P BSE 500 TRI [#]	14.51%	15.53%	16.24%	17.95%	25.39%	12.61%
S&P BSE SENSEX TRI ^{##}	14.06%	14.95%	16.17%	17.70%	22.52%	13.17%
Inception Date (Canara Robeco Equity Taxsaver – Reg Growth Plan)	02-Feb-09					

CANARA ROBECO EQUITY HYBRID FUND

Fund Manager: Ms. Ennette Fernandes / Mr. Shridatta Bhandwalder / Mr. Avnish Jain

	Since Inception	20 YR	15 YR	10 yr	7 yr	5 yr	3 yr	1 yr
Total Amt invested	3500000	2400000	1800000	1200000	840000	600000	360000	120000
Market Value	40518089	14725580	5653191	2541547	1379766	874097	473105	124597
Scheme Returns	13.93%	15.84%	14.00%	14.36%	13.94%	15.05%	18.61%	7.22%
CRISIL Hybrid 35+65 - Aggressive Index [#]	NA	NA	12.18%	13.30%	13.67%	14.66%	18.31%	9.48%
S&P BSE SENSEX TRI ^{##}	14.37%	15.33%	13.31%	14.95%	16.17%	17.70%	22.52%	13.17%
Inception Date	01-Feb-93							

CANARA ROBECO CONSUMER TRENDS FUND

Fund Manager: Ms. Ennette Fernandes / Mr. Shridatta Bhandwalder

	Since Inception	10 yr	7 yr	5 yr	3 yr	1 yr
Total Amt invested	1510000	1200000	840000	600000	360000	120000
Market Value	4557512	2936873	1521056	927841	496993	123925
Scheme Returns	16.33%	17.05%	16.67%	17.49%	22.15%	6.16%
S&P BSE 100 TRI [#]	13.76%	14.85%	15.74%	17.26%	23.46%	12.79%
S&P BSE SENSEX TRI ^{##}	13.82%	14.95%	16.17%	17.70%	22.52%	13.17%
Inception Date	14-Sep-09					

CANARA ROBECO EMERGING EQUITIES

Fund Manager: Mr. Shridatta Bhandwalder

	Since Inception	15 YR	10 yr	7 yr	5 yr	3 yr	1 yr
Total Amt invested (INR)	2050000	1800000	1200000	840000	600000	360000	120000
Market Value (INR)	12406314	9300996	3513378	1553078	946015	523532	125804
Scheme Returns	18.64%	19.69%	20.38%	17.26%	18.28%	25.95%	9.14%
Nifty Large Midcap 250 TRI [#]	N.A	15.18%	17.01%	17.10%	18.83%	27.41%	11.99%
S&P BSE Sensex TRI ^{##}	13.39%	13.31%	14.95%	16.17%	17.70%	22.52%	13.17%
Inception Date	11-Mar-05						

1. Investment date is taken to be 1st of the month or next business day if 1st is a holiday and investment of ₹ 10000 is taken. Returns are as on 31-March-2022 and are CAGR. 2. The calculations are based on the regular growth plan NAVs. 3. NA : Not Applicable as Benchmark index data not available for the period 4. Past performance may or may not be sustained in the future. Scheme Benchmark [#], Additional benchmark ^{##}

SIP RETURNS

(as on March 31, 2022)

EQUITY SCHEMES

CANARA ROBECO BLUE CHIP EQUITY FUND

Fund Manager: Mr. Shridatta Bhandwadar / Mr. Vishal Mishra

	Since Inception	10 yr	7 yr	5 yr	3 yr	1 yr
Total Amt invested	1400000	1200000	840000	600000	360000	120000
Market Value	3442089	2643843	1484761	927703	492802	123992
Scheme Returns	14.54%	15.10%	15.99%	17.48%	21.54%	6.26%
S&P BSE 100 TRI [#]	14.13%	14.85%	15.74%	17.26%	23.46%	12.79%
S&P BSE SENSEX TRI ^{##}	14.20%	14.95%	16.17%	17.70%	22.52%	13.17%
Inception Date	20-Aug-10					

CANARA ROBECO INFRASTRUCTURE

Fund Manager: Mr. Vishal Mishra / Mr. Shridatta Bhandwadar

	Since Inception	15 YR	10 yr	7 yr	5 yr	3 yr	1 yr
Total Amt invested (INR)	1960000	1810000	1200000	840000	600000	360000	120000
Market Value (INR)	5930349	4966342	2516843	1385341	920266	542589	129273
Scheme Returns	12.40%	12.36%	14.18%	14.05%	17.15%	28.60%	14.72%
S&P BSE India Infrastructure TRI [#]	N.A.	N.A.	12.65%	14.02%	17.40%	32.92%	24.91%
S&P BSE SENSEX TRI ^{##}	13.10%	13.31%	14.95%	16.17%	17.70%	22.52%	13.17%
Inception Date	02-Dec-05						

CANARA ROBECO SMALL CAP FUND

Fund Manager: Mr. Ajay Khandelwal / Mr. Shridatta Bhandwadar

	Since Inception	3 yr	1 yr
Total Amt invested	380000	360000	120000
Market Value	769988	721612	144495
Scheme Returns	48.62%	50.92%	40.15%
Nifty Small Cap 250 [#]	36.39%	38.24%	16.57%
S&P BSE SENSEX TRI ^{##}	22.26%	22.52%	13.17%
Inception Date	15-Feb-19		

The scheme has been in existence for more than 1 year but less than 3 years.

1. Investment date is taken to be 1st of the month or next business day if 1st is a holiday and investment of ₹ 10000 is taken. Returns are as on 31-March-2022 and are CAGR. 2. The calculations are based on the regular growth plan NAVs. 3. NA : Not Applicable as Benchmark index data not available for the period 4. Past performance may or may not be sustained in the future. Scheme Benchmark[#], Additional benchmark^{##}

SIP RETURNS

(as on March 31, 2022)

DEBT SCHEMES

CANARA ROBECO GILT FUND®

*Fund Manager: Mr. Avnish Jain / Ms. Suman Prasad

	Since Inception	20 YR	15 YR	10 yr	7 yr	5 yr	3 yr	1 yr
Total Amt invested	2680000	2400000	1800000	1200000	840000	600000	360000	120000
Market Value	7273150	5762667	3547473	1753771	1055403	693774	384911	121616
Scheme Returns	8.12%	8.05%	8.52%	7.37%	6.43%	5.75%	4.40%	2.52%
Crisil Dynamic Gilt Fund Index [#]	7.81%	7.56%	7.82%	7.70%	7.08%	6.80%	5.30%	2.68%
CRISIL 10 Year Gilt Index ^{**}	NA	NA	6.37%	6.29%	5.56%	5.04%	5.30%	-0.78%
Inception Date	29-Dec-99							

*Please refer notice cum addendum no.64 dated March 31, 2022 for change in fund management responsibilities.

CANARA ROBECO CONSERVATIVE HYBRID FUND

Fund Manager: Mr. Avnish Jain / Mr. Shridatta Bhandwadar

	Since Inception	15 YR	10 yr	7 yr	5 yr	3 yr	1 yr
Total Amt invested	2330000	1800000	1200000	840000	600000	360000	120000
Market Value	6523239	3715056	1906468	1151478	761887	418994	123268
Scheme Returns	9.66%	9.07%	8.96%	8.87%	9.50%	10.13%	5.13%
Crisil Hybrid 85+15 Conservative Index [#]	8.89%	9.10%	9.40%	9.10%	9.12%	8.93%	5.05%
CRISIL 10 Year Gilt Index ^{**}	14.12%	6.37%	6.29%	5.56%	5.04%	3.00%	-0.78%
Inception Date	24-April-88						

As per the provisions of SEBI circular dated April 12, 2018 (Performance disclosure post consolidation/ Merger of Schemes), the past performance of aforesaid scheme is based on the historical NAV of Canara Robeco Income Saver Fund (erstwhile Canara Robeco Monthly Income Plan) and hence may not be comparable.

CANARA ROBECO INCOME FUND®

Fund Manager: Mr. Avnish Jain

	Since Inception	15 YR	10 yr	7 yr	5 yr	3 yr	1 yr
Total Amt invested	2350000	1800000	1200000	840000	600000	360000	120000
Market Value	5486359	3291765	1705762	1045555	692972	383900	121037
Scheme Returns	7.98%	7.62%	6.84%	6.16%	5.71%	4.23%	1.62%
Crisil Composite Bond Fund Index [#]	7.57%	8.00%	8.04%	7.52%	7.26%	6.04%	3.66%
CRISIL 10 Year Gilt Index ^{**}	6.23%	6.37%	6.29%	5.56%	5.04%	3.00%	-0.78%
Inception Date	19-Sep-02						

CANARA ROBECO SAVINGS FUND®

*Fund Manager: Mr. Avnish Jain / Ms. Suman Prasad

	Since Inception	15 YR	10 yr	7 yr	5 yr	3 yr	1 yr
Total Amt invested	2050000	1800000	1200000	840000	600000	360000	120000
Market Value	3988707	3183421	1685468	1036960	687467	384613	122184
Scheme Returns	7.31%	7.21%	6.61%	5.93%	5.39%	4.35%	3.42%
CRISIL Low Duration Debt Index [#]	7.50%	7.51%	7.34%	6.74%	6.32%	5.41%	4.42%
CRISIL 1yr T Bill Index ^{**}	6.27%	6.31%	6.20%	5.72%	5.34%	4.47%	3.88%
Inception Date	04-Mar-05						

*Please refer notice cum addendum no.64 dated March 31, 2022 for change in fund management responsibilities.

CANARA ROBECO DYNAMIC BOND FUND®

*Fund Manager: Mr. Avnish Jain / Ms. Suman Prasad

	Since Inception	10 yr	7 yr	5 yr	3 yr	1 yr
Total Amt invested	1550000	1200000	840000	600000	360000	120000
Market Value	2491000	1684341	1026263	681021	381112	121179
Scheme Returns	7.04%	6.60%	5.64%	5.02%	3.74%	1.84%
Crisil Composite Bond Fund Index [#]	8.08%	8.04%	7.52%	7.26%	6.04%	3.66%
CRISIL 10 Year Gilt Index ^{**}	6.37%	6.29%	5.56%	5.04%	3.00%	-0.78%
Inception Date	29-May-09					

*Please refer notice cum addendum no.64 dated March 31, 2022 for change in fund management responsibilities.

1. Investment date is taken to be 1st of the month or next business day if 1st is a holiday and investment of ₹ 10000 is taken. Returns are as on 31-March-2022 and are CAGR. 2. The calculations are based on the regular growth plan NAVs. 3. NA : Not Applicable as Benchmark index data not available for the period 4. Past performance may or may not be sustained in the future. Scheme Benchmark [#], Additional benchmark ^{**} 5. [@]Please refer notice cum addendum no. 01 dated April 04, 2022 on Change in Benchmark of Open Ended Debt Schemes of Canara Robeco Mutual Fund (CRMf).

SIP RETURNS

(as on March 31, 2022)

DEBT SCHEMES

CANARA ROBECO ULTRA SHORT TERM FUND®

*Fund Manager: Mr. Avnish Jain / Ms. Suman Prasad

	Since Inception	10 yr	7 yr	5 yr	3 yr	1 yr
Total Amt invested	1650000	1200000	840000	600000	360000	120000
Market Value	2609810	1605984	997141	669078	379265	121843
Scheme Returns	6.39%	5.69%	4.83%	4.31%	3.42%	2.88%
Crisil Ultra Short Term Debt Index [#]	7.33%	6.90%	6.29%	5.84%	4.94%	4.32%
CRISIL 1yr T Bill Index ^{##}	6.33%	6.20%	5.72%	5.34%	4.47%	3.88%
Inception Date	16-Sept-03					

*Please refer notice cum addendum no.64 dated March 31, 2022 for change in fund management responsibilities.

CANARA ROBECO SHORT DURATION FUND®

Fund Manager: Ms. Suman Prasad

	Since Inception	10 yr	7 yr	5 yr	3 yr	1 yr
Total Amt invested	1320000	1200000	840000	600000	360000	120000
Market Value	1925871	1681691	1049870	695053	387605	121930
Scheme Returns	6.65%	6.57%	6.28%	5.83%	4.87%	3.02%
CRISIL Short-Term Bond Fund Index [#]	7.88%	7.78%	7.37%	7.17%	6.34%	4.62%
CRISIL 10 Year Gilt Index ^{##}	6.40%	6.29%	5.56%	5.04%	3.00%	-0.78%
Inception Date	25-Apr-11					

As per the provisions of SEBI circular dated April 12, 2018 (Performance disclosure post consolidation/ Merger of Schemes), the past performance of aforesaid scheme is based on the historical NAV of Canara Robeco Short Duration Fund (erstwhile Canara Robeco Yield Advantage Fund) and hence may not be comparable.

CANARA ROBECO CORPORATE BOND FUND®

Fund Manager: Mr. Avnish Jain

	Since Inception	7 yr	5 yr	3 yr	1 yr
Total Amt invested	980000	840000	600000	360000	120000
Market Value	1292009	1054582	700085	389013	122038
Scheme Returns	6.64%	6.40%	6.12%	5.11%	3.19%
Crisil Corporate Bond Composite Index [#]	8.88%	8.96%	9.91%	8.66%	4.95%
CRISIL 10 Year Gilt Index ^{##}	6.03%	5.56%	5.04%	3.00%	-0.78%
Inception Date	07-Feb-14				

1. Investment date is taken to be 1st of the month or next business day if 1st is a holiday and investment of ₹ 10000 is taken. Returns are as on 31-March-2022 and are CAGR. 2. The calculations are based on the regular growth plan NAVs. 3. NA : Not Applicable as Benchmark index data not available for the period 4. Past performance may or may not be sustained in the future. Scheme Benchmark[#], Additional benchmark^{##} 5. *Please refer notice cum addendum no. 01 dated April 04, 2022 on Change in Benchmark of Open Ended Debt Schemes of Canara Robeco Mutual Fund (CRMF).

Income Distribution cum Capital Withdrawal (IDCW) - Payout/Reinvestment

Canara Robeco Flexicap Fund

Date of declaration (Record Date)	Dividend Distribution per unit*	NAV as on the date of declaration
Regular IDCW - Payout/Reinvestment		
25.10.2019	2.85	36.29
23.10.2020	2.95	36.74
29.10.2021	4.30	47.18
Direct IDCW - Payout/Reinvestment		
23.10.2020	4.20	52.58
29.10.2021	6.20	68.52

Canara Robeco Equity Hybrid Fund

Date of declaration (Record Date)	Dividend Distribution per unit*	NAV as on the date of declaration
Regular Monthly IDCW - Payout/Reinvestment		
29.10.2021	0.83	93.93
26.11.2021	0.82	90.83
31.12.2021	0.78	92.45
28.01.2022	0.82	90.3
25.02.2022	0.82	87.54
25.03.2022	0.58	87.53
Direct Monthly IDCW - Payout/Reinvestment		
29.10.2021	0.60	110.79
26.11.2021	0.60	107.6
31.12.2021	0.60	109.97
28.01.2022	0.60	107.9
25.02.2022	0.60	105.09
25.03.2022	0.60	105.28

Canara Robeco Consumer Trends Fund

Date of declaration (Record Date)	Dividend Distribution per unit*	NAV as on the date of declaration
Regular IDCW - Payout/Reinvestment		
27.07.2018	1.40	24.11
26.07.2019	1.40	21.96
31.07.2020	1.30	20.97
30.07.2021	1.90	29.54
Direct IDCW - Payout/Reinvestment		
31.07.2020	2.25	35.78
30.07.2021	3.25	51.16

Canara Robeco Infrastructure

Date of declaration (Record Date)	Dividend Distribution per unit*	NAV as on the date of declaration
Regular IDCW - Payout/Reinvestment		
31.08.2018	1.50	27.25
30.08.2019	1.35	22.42
31.08.2020	1.25	19.81
27.08.2021	2.00	31.07
Direct IDCW - Payout/Reinvestment		
30.08.2019	1.80	29.43
31.08.2020	1.65	26.17
27.08.2021	2.60	41.48

Canara Robeco Equity Tax Saver Fund

Date of declaration (Record Date)	Dividend Distribution per unit*	NAV as on the date of declaration
Regular IDCW - Payout/Reinvestment		
27.11.2020	1.10	28.03
26.02.2021	1.55	31.15
26.11.2021	1.80	35.96
25.02.2022	0.20	34.87
Direct IDCW - Payout/Reinvestment		
26.02.2021	2.25	47.78
26.11.2021	2.80	55.68
25.02.2022	0.30	54.19

Canara Robeco Emerging Equities

Date of declaration (Record Date)	Dividend Distribution per unit*	NAV as on the date of declaration
Regular IDCW - Payout/Reinvestment		
24.11.2017	2.50	49.33
30.11.2018	2.60	44.15
29.11.2019	2.70	45.03
27.11.2020	2.90	47.51
26.11.2021	5.65	60.83
Direct IDCW - Payout/Reinvestment		
29.11.2019	3.70	62.33
27.11.2020	2.00	68.63
26.11.2021	8.25	88.94

Canara Robeco Income Fund

Date of declaration (Record Date)	Dividend Distribution per unit*	NAV as on the date of declaration
Regular Quarterly IDCW - Payout/Reinvestment		
27.12.2019	0.25	14.8284
27.03.2020	0.25	15.0011
26.06.2020	0.25	15.3275
25.09.2020	0.25	15.1644
24.12.2020	0.22	15.2842
26.03.2021	0.20	14.9986
25.06.2021	0.20	14.9957
24.09.2021	0.20	15.0242
31.12.2021	0.20	14.8035
25.03.2022	0.15	14.6469
Direct Quarterly IDCW - Payout/Reinvestment		
27.12.2019	0.25	15.7655
27.03.2020	0.25	16.0055
26.06.2020	0.25	16.4124
25.09.2020	0.25	16.3009
24.12.2020	0.25	16.4616
26.03.2021	0.20	16.2155
25.06.2021	0.20	16.2732
24.09.2021	0.20	16.366
31.12.2021	0.20	16.1916
25.03.2022	0.15	16.0757

Canara Robeco Conservative Hybrid Fund

(Monthly IDCW Option)

Date of declaration (Record Date)	Dividend Distribution per unit*	NAV as on the date of declaration
Regular Monthly IDCW - Payout/Reinvestment		
23.10.2020	0.10	13.6986
27.11.2020	0.10	13.868
24.12.2020	0.10	13.9536
29.01.2021	0.10	13.8331
26.02.2021	0.10	13.9435
26.03.2021	0.10	13.8944
30.04.2021	0.10	13.9853
28.05.2021	0.10	14.0714
25.06.2021	0.10	14.1495
30.07.2021	0.10	14.2011
27.08.2021	0.10	14.2417
24.09.2021	0.10	14.3991
29.10.2021	0.10	14.262
26.11.2021	0.10	14.1545
31.12.2021	0.10	14.1634
28.01.2022	0.10	13.9797
25.02.2022	0.10	13.8155
25.03.2022	0.10	13.7955
Direct Monthly IDCW - Payout/Reinvestment		
23.10.2020	0.10	15.1775
27.11.2020	0.10	15.4035
24.12.2020	0.10	15.5234
29.01.2021	0.10	15.42
26.02.2021	0.10	15.6609
26.03.2021	0.10	15.6348
30.04.2021	0.10	15.7719
28.05.2021	0.10	15.8971
25.06.2021	0.10	16.0127
30.07.2021	0.10	16.1038
27.08.2021	0.10	16.1782
24.09.2021	0.10	16.386
29.10.2021	0.10	16.2638
26.11.2021	0.10	16.1705
31.12.2021	0.10	16.2153
28.01.2022	0.10	16.036
25.02.2022	0.10	15.8784
25.03.2022	0.10	15.8863
Regular Quarterly IDCW - Payout/Reinvestment		
24.12.2020	0.30	13.48
26.03.2021	0.25	13.4653
25.06.2021	0.25	13.7569
24.09.2021	0.25	14.0455
31.12.2021	0.25	13.8599
25.03.2022	0.20	13.5945
Direct Quarterly IDCW - Payout/Reinvestment		
24.12.2020	0.30	15.0852
26.03.2021	0.25	15.1499
25.06.2021	0.30	15.5072
24.09.2021	0.25	15.9159
31.12.2021	0.25	15.7934
25.03.2022	0.20	15.5617

* On face value of ₹10. ● For Daily, Weekly & Monthly dividend history of Canara Robeco Liquid Fund, Canara Robeco Ultra Short Term Fund & Canara Robeco Savings Fund

Visit : www.canararobeco.com. ● The dividend amount is before tax calculation.

Past performance may or may not be sustained in the future. Pursuant to payment of dividend, the NAV of the IDCW option of the scheme would fall to the extent of payout and statutory levy (if applicable).

Income Distribution cum Capital Withdrawal (IDCW) - Payout/Reinvestment

Canara Robeco Short Duration Fund

Date of declaration (Record Date)	Dividend Distribution per unit*	NAV as on the date of declaration
Regular Monthly IDCW - Payout/Reinvestment		
30.04.2021	0.06	15.3644
28.05.2021	0.06	15.3585
25.06.2021	0.06	15.306
30.07.2021	0.06	15.3247
27.08.2021	0.06	15.328
24.09.2021	0.06	15.2986
29.10.2021	0.06	15.2355
26.11.2021	0.06	15.2245
31.12.2021	0.06	15.1888
28.01.2022	0.06	15.1478
25.02.2022	0.06	15.1381
25.03.2022	0.06	15.1113
Direct Monthly IDCW - Payout/Reinvestment		
30.04.2021	0.06	16.9093
28.05.2021	0.06	16.917
25.06.2021	0.06	16.873
30.07.2021	0.06	16.9104
27.08.2021	0.06	16.929
24.09.2021	0.06	16.9111
29.10.2021	0.06	16.8577
26.11.2021	0.06	16.8597
31.12.2021	0.06	16.8363
28.01.2022	0.06	16.8049
25.02.2022	0.06	16.8084
25.03.2022	0.06	16.7931
Regular Quarterly IDCW - Payout/Reinvestment		
24.12.2020	0.18	15.2425
26.03.2021	0.20	15.086
25.06.2021	0.20	15.0451
24.09.2021	0.20	15.0152
31.12.2021	0.20	14.8845
25.03.2022	0.15	14.8351
Direct Quarterly IDCW - Payout/Reinvestment		
24.12.2020	0.18	16.4018
26.03.2021	0.20	16.2751
25.06.2021	0.20	16.2721
24.09.2021	0.20	16.283
31.12.2021	0.20	16.1846
25.03.2022	0.15	16.1666

Canara Robeco Small Cap Fund

Date of declaration (Record Date)	Dividend Distribution per unit*	NAV as on the date of declaration
Regular IDCW - Payout/Reinvestment		
27.08.2021	1.25	18.79
Direct IDCW - Payout/Reinvestment		
27.08.2021	1.25	19.69

Canara Robeco Dynamic Bond Fund

Date of declaration (Record Date)	Dividend Distribution per unit*	NAV as on the date of declaration
Regular IDCW - Payout/Reinvestment		
23.12.2016	0.40	14.3270
23.06.2017	0.45	14.5633
29.12.2017	0.40	13.9791
22.06.2018	0.40	13.6557
28.12.2018	0.40	13.7272
28.06.2019	0.45	14.1036
27.12.2019	0.45	13.6044
26.06.2020	0.45	14.0712
24.12.2020	0.42	14.0022
25.06.2021	0.35	13.6606
31.12.2021	0.35	13.4939
Direct IDCW - Payout/Reinvestment		
23.12.2016	0.40	14.6341
23.06.2017	0.45	14.9225
29.12.2017	0.40	14.3862
22.06.2018	0.40	14.1043
28.12.2018	0.40	14.2548
28.06.2019	0.45	14.7197
27.12.2019	0.45	14.2958
26.06.2020	0.45	14.8653
24.12.2020	0.45	14.8495
25.06.2021	0.35	14.5799
31.12.2021	0.35	14.506

Canara Robeco Corporate Bond Fund

Date of declaration (Record Date)	Dividend Distribution per unit*	NAV as on the date of declaration
Regular IDCW - Payout/Reinvestment		
24.11.2017	0.35	11.5473
25.05.2018	0.35	11.2798
30.11.2018	0.35	11.3015
31.05.2019	0.35	11.5389
29.11.2019	0.30	11.7088
27.05.2020	0.35	11.5992
27.11.2020	0.35	11.7678
28.05.2021	0.30	11.6304
26.11.2021	0.30	11.5087
Direct IDCW - Payout/Reinvestment		
24.11.2017	0.35	11.7801
25.05.2018	0.35	11.5522
30.11.2018	0.35	11.6246
31.05.2019	0.35	11.9207
29.11.2019	0.40	12.1524
27.05.2020	0.35	11.9903
27.11.2020	0.35	12.2184
28.05.2021	0.30	12.1238
26.11.2021	0.30	12.0484

Canara Robeco Gilt Fund

Date of declaration (Record Date)	Dividend Distribution per unit*	NAV as on the date of declaration
Regular IDCW - Payout/Reinvestment		
31.12.2014	0.40	13.6628
26.06.2015	0.40	13.5912
23.12.2015	0.40	13.7057
24.06.2016	0.40	13.9683
23.12.2016	0.45	15.1684
23.06.2017	0.45	15.4644
29.12.2017	0.45	14.7729
22.06.2018	0.45	14.3774
28.12.2018	0.40	14.5640
28.06.2019	0.45	15.0791
27.12.2019	0.45	14.6599
26.06.2020	0.50	15.2096
24.12.2020	0.45	15.1544
25.06.2021	0.40	14.8103
31.12.2021	0.40	14.6682
Direct IDCW - Payout/Reinvestment		
31.12.2014	0.40	13.7442
26.06.2015	0.40	13.7047
23.12.2015	0.40	13.8634
24.06.2016	0.40	14.1721
23.12.2016	0.45	15.4471
23.06.2017	0.45	15.7997
29.12.2017	0.45	15.1532
22.06.2018	0.45	14.8012
28.12.2018	0.40	15.0561
28.06.2019	0.45	15.6535
27.12.2019	0.45	15.3047
26.06.2020	0.50	15.951
24.12.2020	0.47	15.9554
25.06.2021	0.40	15.6738
31.12.2021	0.40	15.604

Canara Robeco Blue Chip Equity Fund

Date of declaration (Record Date)	Dividend Distribution per unit*	NAV as on the date of declaration
Regular IDCW - Payout/Reinvestment		
27.11.2015	1.25	15.81
25.11.2016	1.32	14.90
24.11.2017	1.35	17.42
30.11.2018	1.30	16.87
29.11.2019	1.40	17.86
27.11.2020	1.50	17.53
26.11.2021	2.00	21.03
Direct IDCW - Payout/Reinvestment		
30.11.2018	1.90	24.49
29.11.2019	1.94	26.23
26.11.2021	1.40	36.55

* On face value of ₹10. ● For Daily, Weekly & Monthly dividend history of Canara Robeco Liquid Fund, Canara Robeco Ultra Short Term Fund & Canara Robeco Savings Fund Visit : www.canararobeco.com. ● The dividend amount is before tax calculation.

Past performance may or may not be sustained in the future. Pursuant to payment of dividend, the NAV of the IDCW option of the scheme would fall to the extent of payout and statutory levy (if applicable).

HOW TO READ A FACTSHEET

Fund Manager

An employee of the asset management company who manages investments of the scheme. He is usually part of a larger team of fund managers and research analysts.

Minimum Application Amount for Fresh Subscription

This is the minimum investment amount for a new investor in a mutual fund scheme.

Application Amount for Fresh Subscription

This is the minimum investment amount for a new investor in a mutual fund scheme.

Minimum Additional Amount

This is the minimum investment amount for an existing investor in a mutual fund scheme.

Yield to Maturity

The Yield to Maturity or the YTM is the rate of return anticipated on a bond if held until Maturity. YTM is expressed as an annual rate. The YTM factors in the bond's current market price, par value, coupon interest rate and time to maturity.

SIP

SIP or systematic investment plan works on the principle of making periodic investments of a fixed sum. It works similar to a recurring bank deposit. For instance, an investor may opt for an SIP that invests Rs. 500 every 15th of the month in an equity fund for a period of three years.

NAV

The NAV or the net asset value is the total asset value per unit of the mutual fund after deducting all related and permissible expenses. The NAV is calculated at the end of every business day. It is the value at which the investor enters or exits the mutual fund.

Benchmark

A group of securities, usually a market index, whose performance is used as a standard or benchmark to measure investment performance of mutual funds, among other investments. Some typical benchmarks include the Nifty, Sensex, BSE200, BSE500, 10-Year Gsec.

Entry Load

A mutual fund may have a sales charge or load at the time of entry and/or exit to compensate the distributor/agent.

Entry load is charged at the time an investor purchases the units of a mutual fund. The entry load is added to the prevailing NAV at the time of investment. For instance, if the NAV is Rs. 100 and the entry load is 1%, the investor will enter the fund at Rs. 101.

Exit Load

Exit load is charged at the time an investor redeems the units of mutual fund. The exit load is reduced from the prevailing NAV at the time of redemption. The investor will receive redemption proceeds at net value of NAV less Exit Load. For instance if the NAV is Rs. 100 and the exit load is 1% the investor will receive Rs. 99.

Modified Duration

Modified duration is the price sensitivity and the percentage change in price for a unit change in yield.

Standard Deviation

Standard Deviation is a statistical measure of the range of an investment's performance. When a mutual fund has a high standard deviation, it means its range of performance is wide, implying greater volatility.

Sharpe Ratio

The Sharpe Ratio, named after its founder, the Nobel Laureate William Sharpe, is a measure of risk-adjusted returns. It is calculated using standard deviation and excess return to determine reward per unit of risk.

Beta

Beta is a measure of an investment's volatility vis-à-vis the market. Beta of less than 1 means that the security will be less volatile than the market. A beta of greater than 1 implies that the security's price will be more volatile than the market.

AUM

AUM or assets under management refers to recent / updated cumulative market value of investments of a scheme managed by the mutual fund.

Holdings

The holdings or the portfolio is a mutual fund's latest or updated reported statement of investments/securities. These are usually displayed in terms of percentage to net assets or the rupee value or both. The objective is to give investors an idea of where their money is being invested by the fund manager.

Nature of Scheme

The investment objective and underlying investments determine the nature of the mutual fund scheme. For instance, a mutual fund that aims at generating capital appreciation by investing in stock markets is an equity fund or growth fund. Likewise, a mutual fund that aims at capital preservation by investing in debt markets is a debt fund or income fund. Each of these categories may have sub-categories.

Rating Profile

Mutual funds invest in securities after evaluating their creditworthiness as disclosed by the ratings. A depiction of the mutual fund in various investments based on their ratings becomes the rating profile of the fund. Typically, this is a feature of debt funds.

DEFINITIONS

Total Expense Ratio

Expressed as an annualized percentage, it is the ratio of all the expenses of the fund to the total assets of the fund and includes the fund management fees paid to the asset management company for managing the fund's assets.

Sharp Ratio

The Sharpe Ratio, named after its founder, the Nobel Laureate William Sharpe, is a measure of risk-adjusted returns. It is calculated using standard deviation and excess return to determine reward per unit or risk.

Beta Ratio

Beta is a measure of an investment's volatility vis-à-vis the market. Beta of less than 1 means that the security will be less volatile than the market. A beta of greater than 1 implies that the security's price will be more volatile than the market.

Portfolio Turnover Ratio

It is a measure of how often assets within a fund are churned.

Modified Duration

Modified duration is the price sensitivity and the percentage change in price for a unit changes in yield.

Average Maturity

It is the weighted average of residual maturity of debt securities in a fund portfolio

Portfolio Yield

Weighted Average valuation yield of the assets

Standard Deviation

Standard Deviation is a statistical measure of the range of an investment's performance. When a mutual fund has a high standard deviation, it means its range of performance is wide, implying greater volatility.

Risk Free Return

It represents the rate of return an investor could have earned by investing in a security which is believed to have zero investment risk over the specified period of time.

Tracking Error

Tracking error is a measure of how closely is a scheme able to imitate the index to which it is benchmarked. It is the standard deviation of the difference between the scheme and index returns.

R-Squared:

It is a statistical measure of how closely the portfolio returns are correlated with its benchmark.

TRI:

Total Return Index (TRI) is an index that measures the performance of a group of components by assuming that all cash distributions are reinvested, in addition to tracking the components' price movement. It takes into account all dividends/ interest payments that are generated from the basket of constituents that make up the index in addition to the capital gains and considered as an appropriate measure of performance.

Disclaimer :

The information used towards formulating the outlook have been obtained from sources published by third parties. While such publications are believed to be reliable, the opinions expressed in this document are of personal nature and does not constitute the views of Canara Robeco Asset Management. It is hereby expressly stated that, neither the AMC, its officers, the trustees, the Fund or any of their affiliates or representatives assume any responsibility for the accuracy of such information or the views thereof. Further, CRMF, its Sponsors, its Trustees, CRAMC, its employees, officer, Directors, etc. assume no financial liability whatsoever to the user of this document. This document is for general information purposes only and should not construed as solicitation to invest in the Mutual Fund schemes.

Note :

Risk ratios calculated for schemes having minimum three year performance

Risk Free Rate of Return : 3.9% (MIBOR as of March 31, 2022)

For the calculation of risk ratios monthly absolute returns calculated at monthly frequency are used

BRANCH OFFICES : Visit: www.canararobeco.com

AHMEDABAD • BANGALORE • BHUBANESWAR • CHANDIGARH • CHENNAI • GOA • GUWAHATI • HYDERABAD • INDORE • JAIPUR • KOCHI • KOLKATA • KANPUR • LUCKNOW • MANGALORE • MUMBAI • NEW DELHI • NAGPUR • NASIK • PUNE • PATNA • SURAT

Note: The disclosures relating to portfolio Turn over Ratio (for equity segment) is based on the aggregate market value of equity as on 31.03.2022. The disclosures of average maturity period relates to the debt component of the portfolio as on 31.03.2022.

Unclaimed Dividends : Those Investors who have not received/encashed the Dividends distributed by the Schemes, may write to respective registrar, duly furnishing the Name of the Scheme, Folio No. and Details of the Dividends not received.

Mutual Fund investments are subject to market risks, read all scheme related documents carefully.

Invest in businesses that endeavour to enhance the value of your money.

Make the most of the opportunity,
invest in Canara Robeco Value Fund.



CANARA ROBECO VALUE FUND

(An open-ended equity scheme following a value
investment strategy)

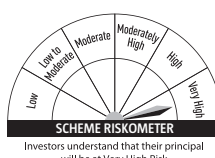
Presenting Canara Robeco Value Fund which invests in
businesses that are trading at a price less than their intrinsic
values and are expected to realise their true worth in the future.
Each stock is handpicked by a team of experts and analysts.

To know more, please contact your Financial Advisor or visit www.canararobeco.com

This product is suitable for investors who are seeking*

- Long term capital growth.
- Investments in equity and equity related instruments by following value investing strategy.

*Investors should consult their financial advisors if in doubt about whether the product is suitable for them.



CANARA ROBECO
Mutual Fund

Mutual Fund investments are subject to market risks, read all scheme related documents carefully.

30 BRIGHT STARS OF THE STOCK MARKET.



Our 5-step focus plan to pick the best 30 stocks



**Optimise the
diversification**



**Potential
investible
opportunities**



**High
conviction
approach**



**Focus across
market caps**



**Rigorous stock
selection process**

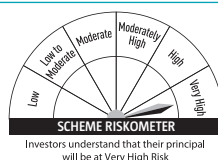
CANARA ROBECO FOCUSED EQUITY FUND

(An open-ended equity scheme investing in a maximum of 30 stocks in large cap, mid cap and small cap companies)

Presenting, Canara Robeco Focused Equity Fund an open-ended investment scheme with a focused portfolio of up to 30 stocks from growth-oriented companies, that are panned across sectors and market capitalization.

This product is suitable for investors who are seeking*:

- Long term capital appreciation
- Investment in equity and equity related securities across market capitalisation in maximum 30 stocks.



CANARA ROBECO
Mutual Fund

*Investors should consult their financial advisers if in doubt about whether the product is suitable for them.

Mutual Fund investments are subject to market risks, read all scheme related documents carefully.