

FACTSHEET

July 31st, 2019



smarTomorrows

CANARA ROBECO
Mutual Fund

Mutual Fund investments are subject to market risks, read all scheme related documents carefully.

Index

MARKETS & BEYOND

ECONOMIC INDICATORS	03
EQUITY MARKET REVIEW & DEBT MARKET REVIEW	04
SNAPSHOT OF EQUITY SCHEMES / DEBT SCHEMES / HYBRID & OTHER SCHEMES	05

ABOUT FEW SCHEMES OF CANARA ROBECO MUTUAL FUND

CANARA ROBECO EQUITY DIVERSIFIED FUND (CREDF)	06
CANARA ROBECO BLUE CHIP EQUITY FUND (CRBCEF)	07
CANARA ROBECO EMERGING EQUITIES (CREE)	08
CANARA ROBECO SMALL CAP FUND (CRSCF)	09
CANARA ROBECO INFRASTRUCTURE (CRI)	10
CANARA ROBECO CONSUMER TRENDS FUND (CRCTF)	11
CANARA ROBECO EQUITY TAX SAVER FUND (CRETSF)	12
CANARA ROBECO LIQUID FUND (CRL)	13
CANARA ROBECO ULTRA SHORT TERM FUND (CRUSTF)	14
CANARA ROBECO SAVINGS FUND (CRSF)	15
CANARA ROBECO SHORT DURATION FUND (CRSDF)	16
CANARA ROBECO INCOME FUND (CRINC)	17
CANARA ROBECO DYNAMIC BOND FUND (CRDBF)	18
CANARA ROBECO CORPORATE BOND FUND (CRCBF)	19
CANARA ROBECO GILT FUND (CRGILT)	20
CANARA ROBECO CONSERVATIVE HYBRID FUND (CRCHF)	21
CANARA ROBECO EQUITY HYBRID FUND (CREHF)	22
CANARA ROBECO GOLD EXCHANGE TRADED FUND (CRGETF)	23
CANARA ROBECO GOLD SAVINGS FUND (CRGSF)	24
CANARA ROBECO OVERNIGHT FUND	25

PERFORMANCE

PERFORMANCE AT A GLANCE	26
-------------------------------	----

SCHEME PERFORMANCE - FUND MANAGER WISE

SCHEME PERFORMANCE - FUND MANAGER WISE	30
--	----

SIP RETURNS

SIP RETURNS	32
-------------------	----

DIVIDEND HISTORY

DIVIDEND HISTORY	36
------------------------	----

HOW TO READ A FACTSHEET

HOW TO READ A FACTSHEET	38
-------------------------------	----

DEFINITION / DISCLAIMERS

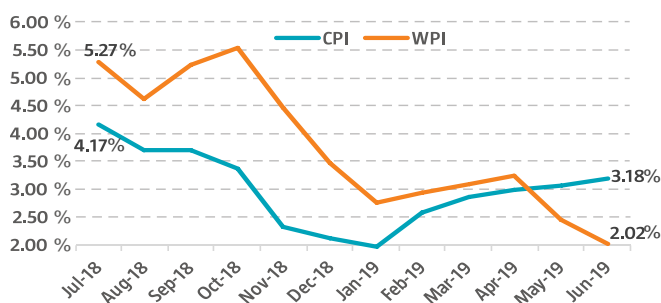
DEFINITIONS & DISCLAIMERS	39
---------------------------------	----

Economic Indicators

(as on July 31, 2019)

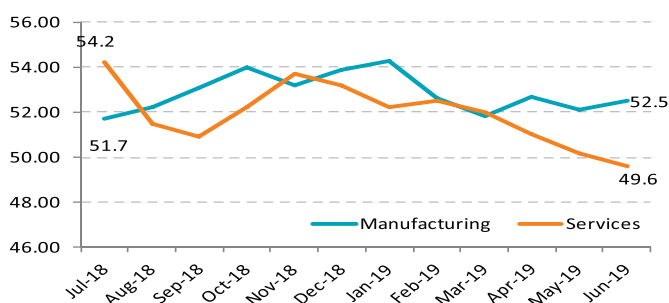
Inflation in India

CPI increased to 3.18% in Jun'19 from 3.05% in May'19, it was the highest since October. The uptick was because of increase in food inflation led by higher prices in protein rich food items, like egg, meat and fish. However, the rate of price rise in cereals and products, vegetables and fruits was slower. The current level of inflation is well below the RBI's inflation target of 4%. Wholesale inflation declined to 23 months low at 2.02% in Jun'19 from 2.45% in May'19 due to slowdown in cost of fuel and power. Manufactured products also saw a fall in prices.



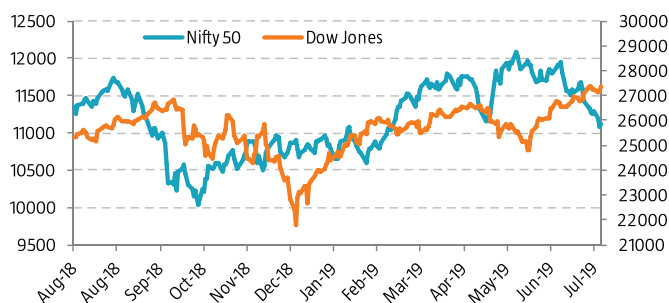
Indian Business Indicators - PMI

The Nikkei India Manufacturing PMI increased from 52.1 in May'19 to 52.5 in June'19 due to slower rise in output as domestic and international demand showed some signs of fading, softer rise in employment and waning optimism. PMI Services dropped to 49.6 in June'19 from 50.2 in May'19, showing the slowest growth in one year. The decline was because of stagnancy in new order amid weaker sale and unfavourable taxation while the employment growth also showed a downward tick.



Equity Markets - India & US

Bellwether Indian Equity Index - Nifty 50 remained volatile and closed lower at 11018.3 levels in the month of July'19 because of slowdown in auto sales, weak quarterly earnings and Union budget failing to impress economy. Investors remain cautious because of weak global as well as domestic cues and worries about economic slowdown. U.S. markets remained steady in the month of July'19. There was a bit of optimism of U.S.-China striking a temporary relief on tariffs and positive corporate earnings numbers set the right tone.



Source: Bloomberg

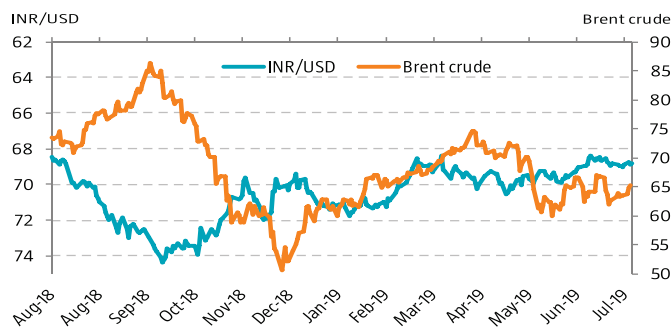
India Industrial Production

IIP declined to 3.4% in May'19 on the back of muted growth in mining and manufacturing sector. The Indices of Industrial Manufacturing output and mining sector slowed to 2.5% and 3.2% respectively and power sectors grew 7.4% in May'19 as compared to 6% in Apr'19. Overall, twelve out of twenty three industry groups in manufacturing sector showed a positive growth during the month of May'19.



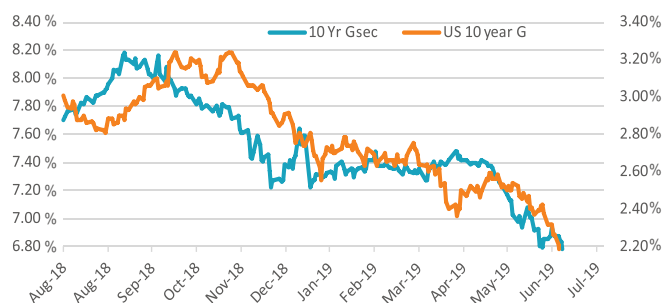
USD INR & Brent Crude Movement

Brent crude prices kept swinging up and down during the month but ended on a steady note from \$66.55/barrel in end of June'19 to \$65.17/barrel towards the end of July'19 because of shifting sentiments between US and Iran, US-China trade negotiation, geopolitical disturbance in the middle east because of recent seizure of British tankers by Iran. INR stood at 68.8 in end of July'19 against the greenback marginally lower than last month because of foreign fund outflow and weakness in domestic equity market.



Interest Rate Movement (%) - India & US

RBI lowered the Repo rate to 5.75% and inflation print being within RBI's acceptable levels, the Indian 10-year G-Sec yields showcased a similar trend during the month. Yields were seen wrapping the month at 6.369% in the end of July'19 vs 6.879% in the end of June'19. Treasury yields increased to 2.0144% during month end July'19 on the hope that US-China may restrain from the trade war that has hampered the economy growth.



Equity Market Review

(as on July 31, 2019)



Mr. Krishna Sanghavi
Head - Equities

Equity Market Update**

During the month of July'19, Indian Equity markets started modestly on a positive note on the back of falling crude oil price, surge in rupee against the greenback and current account deficit narrowing in the quarter ended Mar 2019, but from there on it remained volatile and got back to their losing ways at the end of the month. The slowdown has been mainly because of deceleration in auto sales and weak quarterly earnings. Disappointment in market participants were visible by bellwether indices declining as Union Budget failed to boost the economy, instead the finance minister proposed to increase public holding in listed companies from 25% to 35% and hike in surcharge on the high-income group also dented market sentiments. This tax would impact foreign portfolio investors and markets fear that it may lead to huge capital outflows. Further to this, NPA problem of the banks continued to scare the sector as leading private sector bank of the country reported a high double digit increase in its NPAs.

On the global front Investor sentiment continue to be dented by ongoing tensions between the U.S. and the U.K on back of US-China trade war & Brexit. Markets witnessed selling pressure post the U.S. President threatened to impose tariffs on Chinese goods. Brent Crude

prices rose because of geopolitical disturbance in the Middle East and media reports stating that Iranian oil exports have dropped. The foreign portfolio investors witnessed a net outflow from the Indian Equity markets in the current month, first time in the current financial year.

Bellwether indices, Nifty 50 and S&P BSE Sensex were seen trading low during the month of July'19 at 5.69% and 4.86% respectively. S&P BSE Midcap and S&P BSE Small cap indices showcased low confidence in the mid and small cap stocks with indices showcasing negative performance during the month, by -7.87% and -10.87% respectively. On the sectoral front, S&P BSE Information Technology & S&P BSE Teck which rose marginally by 0.51% & 0.16% respectively during July'19. However, S&P BSE Consumer Durables, S&P BSE India Auto, S&P BSE India Metal, S&P BSE Capital Goods & S&P BSE India Oil & Gas were amongst the sectors which fell drastically by 14.49%, 13.58%, 12.80%, 11.58% & 10.58% respectively during the month.

Outlook: Globally, the financial markets continue to be influenced by multiple news flows like lack of clarity on tariff war between USA& China, and its implications on global growth and currency markets (fear of competitive devaluation). Another feature that has emerged in recent past is many countries in Eurozone reporting negative yields on government bonds (bond investors prefers to "pay central banks" to keep money) across tenure. While usually negative yields it is seen as a sign of fear, the global equity markets remaining resilient (USA at new highs, European markets not very far from highs) doesn't resemble similar fear factor and hence presents a dichotomy.

The budget presented on July 5th was broadly a normal budget but for two key changes on taxation front; higher income tax for individuals earning over 2 crs and 5 crs and also on capital gains for Foreign Portfolio Investors (FPIs) operating as Trust structure (FPI with corporate structure not impacted). Key positive from budget was fiscal discipline road map being maintained and plans for diversification of government borrowings from international markets. These are likely to help in lower the interest costs and cost of capital going ahead. Post the budget, the expectations are now set on support from RBI by way of accommodative monetary policy to support economic growth. With crude prices favourable to India, inflationary expectation low, market expectations are for 50-75 bps rate cuts in FY20. Indian policy makers face a challenge between fiscal responsibility vis a vis the corporate expectations of stimulus by way of GST rate cuts as many industries have been voicing their demand for rate cuts. It's a tough balancing act and we hope to get a clearer perspective in near term.

The Q1FY20 earnings season has been weaker vis a vis expectation that reflects low growth; mainly led by degrowth in automobiles. The challenging environment has been further complicated by the liquidity squeeze in the economy and growing list of companies in trouble. From portfolio stance perspective, as the growth hasn't found support from the budget.

Indian equity markets have seen a sharp correction post budget mainly on account of FPI tax worries (net selling of nearly 2.5 bn\$ by FPIs) and partly on account of weak economic growth. While markets have corrected, the near-term growth looking weak, it's not yet turning into an attractive buying opportunity from a valuation perspective. A quick rebound in markets can come in mainly from policy actions (rethink on FPI trust taxation, GST rate cuts, RBI action etc). While near term looks weak, the medium to long term, growth prospects for India remains strong and equity markets offer investors an opportunity to participate in the economic growth over medium term.

Debt Market Review

(as on July 31, 2019)



Mr. Avnish Jain
Head - Fixed Income

The exuberance of the last month continued as the mood of the participants remained positive on bond markets driven by falling global and local growth, low inflation, as well as positive interbank liquidity in the system. The month began on a positive note as concerns about fiscal deficit were put to rest in the Union Budget where the government kept its annual market borrowing target for this fiscal year that started Apr 1st, unchanged at 7.10 trillion rupees on a gross basis, while reducing the fiscal deficit target to 3.3% of GDP, revised downwards from the interim target of 3.4% of GDP. Further, market sentiments buoyed after Finance Secretary said the government may issue up to \$10Bn worth of overseas sovereign bonds, prompting FPIs to build positions in Indian bond market. Market players locked in some profits as 10Y touched 6.25%, which led the bonds to paring some gains, though overall sentiment continued to remain positive. CPI inflation for the month of Jun'19 stood at 8-month high of 3.18% compared to the May'19 print of 3.05% as a result of seasonal rise in food prices. However, core inflation stood significantly lower at 4.04% compared to 4.21% in the previous month, and overall CPI continues to remain below RBI's target of 4%. Wholesale Price Inflation (WPI) also came in at 2.02% for Jun'19, its lowest level since Jul'17.

Growth in India's Index of Industrial Production (IIP) slowed to 3.1% in May'19 as against revised estimate of Apr'19 at 4.3%. On broad basis, sequential uptick was witnessed across all sectors: Mining at 3.0%, Manufacturing at 4.1% and Electricity at 8.6%. Meanwhile, India's trade deficit narrowed slightly to USD 15.27 Bn in Jun'19 compared to USD 15.36 Bn in May'19. With lack of selling pressures from state-owned banks, surplus liquidity in the banking system, and an increased appetite of public sector banks for government securities, the benchmark yields fell to touch multi year lows. Market sentiments were further bolstered tracking a sharp overnight fall in crude oil prices which fell by ~3% owing to the tensions between USA and Iran. However, post the interest rate cut of 25 bps by US Fed, the rupee weakened against dollar resulting in the benchmark 10-year retracing a bit. 10-year benchmark yields were seen closing the month at 6.37% at Jul'19 month-end vs 6.88% towards the end of Jun'19. Brent Crude closed at \$65.17 per barrel as on 31st Jul'19 against \$66.55 on 28th Jun'19. Indian rupee strengthened against the U.S. dollar ending the month at INR/USD 68.80 on 31st Jul'19 vs INR/USD 69.03 on 28th Jun'19.

Outlook: Inflation stays within the central banks comfort zone with only food inflation showing some momentum due to the low base effect of the earlier year. The monsoons seem to have arrived, albeit late, will need to watch the how its spatial distribution over the country in the next 2 months. Going forward, even distribution of monsoon will aid in keeping food prices in check. On the other hand, Core CPI is looking to converge towards headline inflation and is expected to fall below 4% in coming months due favourable statistical base in effect.

Going forward, global trade fragilities and volatility in crude oil prices might deter the investor interest which could add pressure on India's external sector positions. However, with a stable government coming again into power at centre, FPI investors find Indian market more attractive and have turned net buyers in the market.

The bond market has rallied significantly in June with global developments tilting towards monetary easing and sharp improvement in interbank liquidity situation. The valuations in this space still shows some potential upside, especially in the corporate bond segment.

The NPA issues of PSU banks seem to be ebbing but the NBFC sectors uncertainty is still very much occupying centre-stage. The central bank is expected to be more data dependent, both global and domestic data and it seems to be focusing on growth; thereby giving way to further rate cuts, if needed to bolster sedate economic growth.

Source: Bloomberg

Snapshot of Equity Schemes / Debt Schemes / Hybrid & Other Schemes

(as on July 31, 2019)

EQUITY SCHEMES	Canara Robeco Equity Diversified Fund	Canara Robeco Blue Chip Equity Fund	Canara Robeco Emerging Equities	Canara Robeco Infrastructure	Canara Robeco Consumer Trends Fund	Canara Robeco Small Cap Fund	Canara Robeco Equity Tax Saver Fund
Category	Multi Cap Fund	Large Cap Fund	Large & Mid Cap Fund	Thematic - Infrastructure	Thematic-Consumption & Finance Theme	Small Cap Fund	ELSS
AUM (Cr₹)	1,292.36	211.70	4,640.03	110.55	319.08	287.00	912.32
Standard Deviation	15.02	14.54	18.04	19.07	17.81	-	15.77
Beta	0.97	0.95	1.06	0.77	1.11	-	1.03
Sharpe	0.34	0.31	0.27	-0.10	0.30	-	0.29
R-Squared	0.88	0.87	0.90	0.72	0.78	-	0.85
Portfolio Turnover Ratio	0.81	0.88	0.74	0.87	1.05	-	1.55
Benchmark	S&P BSE 200 TRI	S&P BSE 100 TRI	NIFTY Large Midcap 250 TRI	S&P BSE India Infrastructure TRI	S&P BSE 100 TRI	Nifty Smallcap 250 Index TRI	S&P BSE 100 TRI
Fund Manager	Mr. Shridatta Bhandwalder Mr. Krishna Sanghavi	Mr. Shridatta Bhandwalder Mr. Krishna Sanghavi	Mr. Miyush Gandhi Mr. Krishna Sanghavi	Mr. Shridatta Bhandwalder Mr. Krishna Sanghavi	Ms. Cheenu Gupta Mr. Krishna Sanghavi	Mr. Krishna Sanghavi Ms. Cheenu Gupta	Ms. Cheenu Gupta Mr. Krishna Sanghavi
Exit Load	1% - if redeemed/switched out within 1 year from the date of allotment. Nil - if redeemed / switched out after 1 year from the date of allotment.						Nil

DEBT SCHEMES	Canara Robeco Liquid Fund	Canara Robeco Ultra Short Term Fund	Canara Robeco Savings Fund	Canara Robeco Short Duration Fund	Canara Robeco Income Fund	Canara Robeco Dynamic Bond Fund	Canara Robeco Corporate Bond Fund	Canara Robeco Gilt Fund
Category	Liquid Fund	Ultra Short Duration Fund	Low Duration Fund	Short Duration Fund	Medium to Long Duration Fund	Dynamic Fund	Corporate Bond Fund	Gilt Fund
AUM (Cr₹)	1,281.15	170.17	1,048.89	339.23	107.77	113.14	174.94	84.89
Average Maturity(Yrs)	0.02	0.47	0.80	2.02	7.85	7.90	2.85	9.48
Yield to Maturity(%)	5.94	6.58	6.80	7.14	7.30	6.84	7.50	6.62
Modified Duration(Yrs)	0.02	0.43	0.72	1.66	5.23	5.41	2.23	6.50
Benchmark	Crisil Liquid Fund Index		CRISIL Ultra Short Term Debt Index	CRISIL Short Term Bond Fund Index	CRISIL Composite Bond Fund Index			Crisil Dynamic Gilt Fund Index
Fund Manager	Mr. Girish Hisaria, Ms. Suman Prasad			Ms. Suman Prasad	Mr. Avnish Jain	Mr. Girish Hisaria	Mr. Avnish Jain	Mr. Girish Hisaria
Exit Load	Nil	Nil	Nil	Nil	1% - if redeemed/switched out within 12 months from the date of allotment	-If redeemed / switched out within six months from the date of allotment: 0.50% -If redeemed / switched out after six months from the date of allotment: Nil	For any redemption / switch out upto 10% of units within 1 Year from the date of allotment - Nil For any redemption / switch out more than 10% of units within 1 Year from the date of allotment - 1% For any redemption /switch out after 1 Year from the date of allotment - Nil	Nil

HYBRID & OTHER SCHEMES	Canara Robeco Conservative Hybrid Fund	Canara Robeco Equity Hybrid Fund	Canara Robeco Gold Exchange Traded Fund	Canara Robeco Gold Savings Fund
Category	Conservative Hybrid Fund	Aggressive Hybrid Fund	ETF	Fund of Fund (Domestic)
AUM (Cr₹)	195.09	2,298.03	36.38	36.33
Standard Deviation	4.58	10.74	-	-
Beta	1.07	1.10	-	-
Sharpe	0.09	0.30	-	-
R-Squared	0.75	0.89	-	-
Annualised Tracking Error	-	-	0.07	-
Portfolio Turnover Ratio	-	3.55	0.00	-
Average Maturity(Yrs)	4.25	-	-	0.00
Yield to Maturity(%)	7.44	-	-	-
Modified Duration(Yrs)	3.05	-	-	-
Benchmark	CRISIL Hybrid 85+15-Conservative Index	CRISIL Hybrid 35+65 - Aggressive Index	Domestic Price of gold	Domestic Price of gold
Fund Manager	Mr. Miyush Gandhi (Equities), Mr. Avnish Jain (Fixed Income)	Mr. Shridatta Bhandwalder (Equities), Mr. Krishna Sanghavi (Equities), Mr. Avnish Jain (Fixed Income)	Mr. Avnish Jain, Ms. Suman Prasad	
Exit Load	For any redemption / switch out upto 10% of units within 1 Year from the date of allotment - Nil For any redemption / switch out more than 10% of units within 1 Year from the date of allotment - 1% For any redemption/switch out after 1 Year from the date of allotment - Nil		Nil for redemption of the units through Stock Exchange. CDSC - Nil	2%- If redeemed or switched out on or before completion of 1 year from the date of allotment of units, Nil - If redeemed or switched out after the completion of 1 year from the date of allotment of units

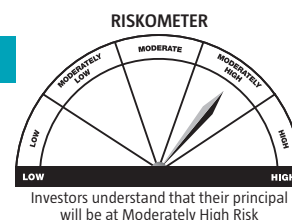
CANARA ROBECO EQUITY DIVERSIFIED FUND (CREDF)

(as on July 31, 2019)

This product is suitable for investors who are seeking*:

- Capital appreciation over long term
- Investment in equity and equity related instruments across large cap, mid cap, small cap stocks

*Investors should consult their financial advisers if in doubt about whether the product is suitable for them.



FUND INFORMATION

CATEGORY/TYPE: Multi Cap Fund - An open-ended equity scheme investing across large cap, mid cap, small cap stocks

SCHEME OBJECTIVE: To generate capital appreciation by investing in equity and equity related securities. However, there can be no assurance that the investment objective of the scheme will be realized.

Monthend AUM⁵ : ₹ 1,292.36 Crores

Monthly AVGAUM : ₹ 1,309.52 Crores

NAV: (as on July 31, 2019)

Direct Plan - Dividend Option ₹ 48.14

Regular Plan - Dividend Option ₹ 34.19

Direct Plan - Growth Option ₹ 134.17

Regular Plan - Growth Option ₹ 128.96

DATE OF ALLOTMENT: September 16, 2003

ASSET ALLOCATION:

Equity & Equity Related Instruments - 65% to 100% (Risk- High)

Debt and money- market instruments - 0% to 35% (Risk- Low to medium)

Reits/Invits- 0% to 10% (Risk- Medium to High)

MINIMUM INVESTMENT:

₹ 5000 and in multiples of ₹ 1 thereafter

Subsequent purchases: Minimum amount of ₹ 1000 and multiples of ₹ 1 thereafter

SIP: For Any date*/monthly frequency - ₹ 1000 and in multiples of ₹ 1 thereafter

For quarterly frequency - ₹ 2000 and in multiples of ₹ 1 thereafter

STP: For Daily/Weekly/Monthly frequency - ₹ 1000 and in multiples of ₹ 1 thereafter

For quarterly frequency - ₹ 2000 and in multiples of ₹ 1 thereafter

SWP: For monthly frequency - ₹ 1000 and in multiples of ₹ 1 thereafter

For quarterly frequency - ₹ 2000 and in multiples of ₹ 1 thereafter

PLANS / OPTIONS :

Regular Plan- Growth Option

Regular Plan- Dividend Reinvestment Option/ Payout Option

Direct Plan- Growth Option

Direct Plan- Dividend Reinvestment Option/ Payout Option

ENTRY LOAD: Nil

EXIT LOAD:

1% - if redeemed/switched out within 1 year from the date of allotment.

Nil - if redeemed / switched out after 1 year from the date of allotment.

EXPENSE RATIO⁶:

Regular Plan : 2.38%

Direct Plan : 1.20%

BENCHMARK: S&P BSE 200 TRI

FUND MANAGER: 1) Mr. Shridatta Bhandwadar
2) Mr. Krishna Sanghavi

TOTAL EXPERIENCE: 1) 13 Years
2) 24 Years

MANAGING THIS FUND: 1) Since 5-July-16
2) Since 16-Oct-18

PRODUCT POSITIONING

Canara Robeco Equity Diversified Fund is an open ended multi cap fund and follows a predominantly bottom-up investment approach with a focus on fundamentally sound companies which are likely to deliver superior capital appreciation over the long-term. The fund also takes Top-down approach to identify sectoral themes based on the available opportunities. The fund is a market agnostic fund and take exposure across large, mid and small cap companies having high conviction ideas. The fund provides a blend of 'Growth' and 'Value' style of investing.

QUANTITATIVE INFORMATION⁵

Standard Deviation	15.02
Portfolio Beta	0.97
Portfolio Turnover Ratio	0.81 times
R-Squared	0.88
Sharpe Ratio	0.34

PORTFOLIO

Name of the Instruments	% to NAV
Equities	94.67
Listed	94.67
Banks	28.47
HDFC Bank Ltd	8.49
ICICI Bank Ltd	8.00
State Bank of India	3.94
Axis Bank Ltd	3.59
Kotak Mahindra Bank Ltd	3.28
City Union Bank Ltd	1.17
Consumer Non Durables	8.74
ITC Ltd	3.15
Hindustan Unilever Ltd	2.95
Asian Paints Ltd	1.63
Britannia Industries Ltd	1.01
Construction Project	7.84
Larsen & Toubro Ltd	5.35
KEC International Ltd	1.14
Ashoka Buildcon Ltd	0.79
Engineers India Ltd	0.56
Finance	7.08
Housing Development Finance Corporation Ltd	3.43
Bajaj Finance Ltd	2.33
ICICI Prudential Life Insurance Com Ltd	1.32
Software	6.31
Infosys Ltd	3.56
Tata Consultancy Services Ltd	1.49
Larsen & Toubro Infotech Ltd	0.63
Tech Mahindra Ltd	0.63
Petroleum Products	4.89
Reliance Industries Ltd	3.97
Hindustan Petroleum Corporation Ltd	0.92
Pharmaceuticals	4.17
Divi's Laboratories Ltd	2.31
IPCA Laboratories Ltd	1.38
Jubilant Life Sciences Ltd	0.48
Cement	4.15
Ultratech Cement Ltd	1.47
Century Textiles & Industries Ltd	1.06
The Ramco Cements Ltd	1.05

Shree Cement Ltd	0.57
Consumer Durables	3.43
Voltas Ltd	1.26
Titan Company Ltd	0.97
Whirlpool Of India Ltd	0.77
Havells India Ltd	0.43
Industrial Capital Goods	2.68
Siemens Ltd	1.02
Honeywell Automation India Ltd	0.98
ISGEC Heavy Engineering Ltd	0.68
Power	2.23
NTPC Ltd	1.21
Cesc Ltd	1.02
Gas	2.09
Gujarat Gas Ltd	1.08
Petronet LNG Ltd	1.01
Industrial Products	1.95
AIA Engineering Ltd	1.00
Schaeffler India Ltd	0.52
Bharat Forge Ltd	0.43
Chemicals	1.91
Atul Ltd	1.03
Solar Industries India Ltd	0.88
Auto Ancillaries	1.80
Balkrishna Industries Ltd	0.92
Endurance Technologies Ltd	0.88
Auto	1.63
Maruti Suzuki India Ltd	0.95
Mahindra & Mahindra Ltd	0.68
Transportation	1.59
TCI Express Ltd	0.84
Transport Corporation of India Ltd	0.75
Telecom - Services	1.52
Bharti Airtel Ltd	1.52
Ferrous Metals	1.10
Tata Steel Ltd	1.10
Hotels, Resorts And Other Recreational Activities	1.09
The Indian Hotels Co Ltd	1.09
Money Market Instruments	6.25
Tri-party repo	6.25
Net Current Assets	-0.92
Grand Total (Net Asset)	100.00

MARKET CAPITALIZATION



Debt, Cash & Others	5.33%
Large Cap	72.91%
Mid Cap	16.48%
Small Cap	5.28%

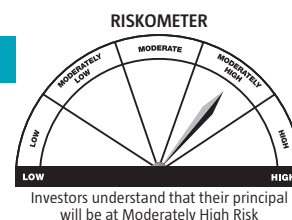
CANARA ROBECO BLUE CHIP EQUITY FUND (CRBCEF)

(as on July 31, 2019)

This product is suitable for investors who are seeking*:

- Capital appreciation over long term
- Investing predominantly in equities and equity related instruments of large cap companies

*Investors should consult their financial advisers if in doubt about whether the product is suitable for them.



FUND INFORMATION

CATEGORY/TYPE : Large Cap Fund - An open ended equity scheme predominantly investing in large cap stocks

SCHEME OBJECTIVE :

The Investment Objective of the fund is to provide capital appreciation by predominantly investing in companies having a large market capitalization. However, there can be no assurance that the investment objective of the scheme will be realized.

Monthend AUM[#] : ₹ 211.70 Crores

Monthly AVGAUM : ₹ 212.71 Crores

NAV: (as on July 31, 2019)

Direct Plan - Dividend Option	₹ 23.66
Regular Plan - Dividend Option	₹ 16.18
Direct Plan - Growth Option	₹ 25.88
Regular Plan - Growth Option	₹ 24.29

DATE OF ALLOTMENT : August 20, 2010

ASSET ALLOCATION :

Large Cap equity and equity related instruments* - 80% to 100% (Risk- High)

Other Equity and equity related instruments - 0% to 20% (Risk- Low)

Debt and Money Market Instruments - 0% to 20% (Risk- Low to Medium)

Reits/Invits - 0% to 10% (Risk- Medium to High)

*As defined by SEBI Circular No. SEBI / HO / IMD / DF3 / CIR / P / 2017 / 114 dated October 06, 2017 and SEBI/HO/IMD/DF3/CIR/P/2017/126 dated December 04, 2017 and as amended from time to time (currently it defines Large Cap Companies as those which are ranked from 1 to 100 based on their full market capitalization).

MINIMUM INVESTMENT:

₹ 5000 and in multiples of ₹ 1 thereafter

Subsequent purchases: Minimum amount of ₹ 1000 and multiples of ₹ 1 thereafter

SIP: For Any date*/monthly frequency - ₹ 1000 and in multiples of ₹ 1 thereafter

For quarterly frequency - ₹ 2000 and in multiples of ₹ 1 thereafter

STP: For Daily/Weekly/Monthly frequency - ₹ 1000 and in multiples of ₹ 1 thereafter

For quarterly frequency - ₹ 2000 and in multiples of ₹ 1 thereafter

SWP: For monthly frequency - ₹ 1000 and in multiples of ₹ 1 thereafter

For quarterly frequency - ₹ 2000 and in multiples of ₹ 1 thereafter

PLANS / OPTIONS :

Regular Plan- Growth Option

Regular Plan- Dividend Reinvestment Option/ Payout Option

Direct Plan- Growth Option

Direct Plan- Dividend Reinvestment Option/ Payout Option

ENTRY LOAD: Nil

EXIT LOAD:

1% - if redeemed/switched out within 1 year from the date of allotment.

Nil - if redeemed / switched out after 1 year from the date of allotment

EXPENSE RATIO[^]:

Regular Plan	: 2.72%
Direct Plan	: 1.39%

BENCHMARK : S&P BSE 100 TRI

FUND MANAGER : 1) Mr. Shridatta Bhandwalder
2) Krishna Sanghavi

TOTAL EXPERIENCE : 1) 13 Years
2) 24 Years

MANAGING THIS FUND : 1) Since 5-July-16
2) Since 16-Oct-18

PRODUCT POSITIONING

Canara Robeco Bluechip Equity Fund is an open ended large cap fund which will invest in Top 100 companies based on their Market capitalization. The fund provides a blend of 'Growth' and 'Value' style of investing. The fund aims to benefit from the growing Indian economy by investing in large cap stocks as they have a potential to grow in tandem with Indian economy.

QUANTITATIVE INFORMATION[§]

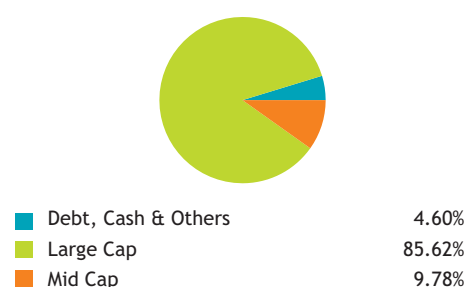
Standard Deviation	14.54
Portfolio Beta	0.95
Portfolio Turnover Ratio	0.88 times
R-Squared	0.87
Sharpe Ratio	0.31

PORTFOLIO

Name of the Instruments	% to NAV
Equities	95.40
Listed	95.40
Banks	29.40
HDFC Bank Ltd	8.71
ICICI Bank Ltd	8.11
Kotak Mahindra Bank Ltd	4.39
State Bank of India	4.31
Axis Bank Ltd	3.88
Consumer Non Durables	12.03
ITC Ltd	4.01
Hindustan Unilever Ltd	3.98
Asian Paints Ltd	2.45
Nestle India Ltd	1.59
Finance	8.63
Housing Development Finance Corporation Ltd	4.82
Bajaj Finance Ltd	2.29
ICICI Prudential Life Insurance Com Ltd	1.52
Software	6.24
Infosys Ltd	4.12
Tata Consultancy Services Ltd	2.12
Construction Project	6.08
Larsen & Toubro Ltd	6.08
Pharmaceuticals	5.90
Divi's Laboratories Ltd	2.09
Abbott India Ltd	1.99
Dr Reddy's Laboratories Ltd	1.82
Petroleum Products	5.32
Reliance Industries Ltd	4.27
Hindustan Petroleum Corporation Ltd	1.05

Cement	5.14
Ultratech Cement Ltd	1.55
ACC Ltd	1.47
Century Textiles & Industries Ltd	1.43
Grasim Industries Ltd	0.69
Gas	3.62
Gujarat Gas Ltd	2.08
Petronet LNG Ltd	1.54
Consumer Durables	3.56
Voltas Ltd	1.49
Whirlpool Of India Ltd	1.10
Titan Company Ltd	0.97
Industrial Capital Goods	2.69
Thermax Ltd	1.69
Siemens Ltd	1.00
Auto	2.13
Mahindra & Mahindra Ltd	1.07
Maruti Suzuki India Ltd	1.06
Power	1.57
NTPC Ltd	1.57
Telecom - Services	1.57
Bharti Airtel Ltd	1.57
Ferrous Metals	1.52
Tata Steel Ltd	1.52
Money Market Instruments	4.64
Tri-party repo	4.64
Net Current Assets	-0.04
Grand Total (Net Asset)	100.00

MARKET CAPITALIZATION



[§]Source ICRA MFI Explorer • # Monthend AUM as on 31.07.2019

• [^]The expense ratios mentioned for the schemes includes GST on investment management fees.

• *As on date the said facility is available only in offline mode. • Please refer page no. 39 for disclaimers.

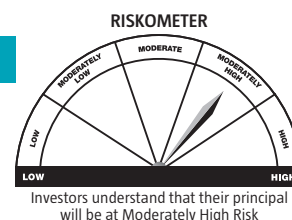
CANARA ROBECO EMERGING EQUITIES (CREE)

(as on July 31, 2019)

This product is suitable for investors who are seeking*:

- Capital appreciation over long term
- Investing predominantly in equities and equity related instruments of both large cap and mid cap companies

*Investors should consult their financial advisers if in doubt about whether the product is suitable for them.



FUND INFORMATION

CATEGORY/TYPE: Large & Mid Cap Fund - An open ended equity scheme investing in both large cap and mid cap stocks

SCHEME OBJECTIVE: To generate capital appreciation by investing in a diversified portfolio of large and mid-cap stocks. However, there can be no assurance that the investment objective of the scheme will be realized.

Monthend AUM[#] : ₹ 4,640.03 Crores

Monthly AVGAUM : ₹ 4,795.43 Crores

NAV: (as on July 31, 2019)

Direct Plan - Dividend Option ₹ 56.68

Regular Plan - Dividend Option ₹ 41.12

Direct Plan - Growth Option ₹ 93.52

Regular Plan - Growth Option ₹ 87.40

DATE OF ALLOTMENT: March 11, 2005

ASSET ALLOCATION:

Large Cap equity and equity related instruments* - 35% to 65%. (Risk- High)

Mid Cap equity and equity related instruments* - 35% to 65% (Risk- High)

Other equity and equity related instruments, debt and money market instruments - 0% to 30% (Risk- Low to Medium)

Reits/Invits- 0% to 10%. (Risk- Medium to High)

*As defined by SEBI Circular No. SEBI / HO / IMD / DF3 / CIR / P / 2017 / 114 dated October 06, 2017 and SEBI/HO/IMD/DF3/CIR/P/2017/126 dated December 04, 2017 as amended from time to time. (Currently it defines Large Cap Companies as those which are ranked from 1 to 100 and Mid Cap Companies as those which are ranked from 101 to 250 based on their full market capitalization.)

MINIMUM INVESTMENT:

₹ 5000 and in multiples of ₹ 1 thereafter

Subsequent purchases: Minimum amount of ₹ 1000 and multiples of ₹ 1 thereafter

SIP: For Any date*/monthly frequency - ₹ 1000 and in multiples of ₹ 1 thereafter

For quarterly frequency - ₹ 2000 and in multiples of ₹ 1 thereafter

STP: For Daily/Weekly/Monthly frequency - ₹ 1000 and in multiples of ₹ 1 thereafter

For quarterly frequency - ₹ 2000 and in multiples of ₹ 1 thereafter

SWP: For monthly frequency - ₹ 1000 and in multiples of ₹ 1 thereafter

For quarterly frequency - ₹ 2000 and in multiples of ₹ 1 thereafter

PLANS / OPTIONS:

Regular Plan- Growth Option

Regular Plan- Dividend Reinvestment Option/ Payout Option

Direct Plan- Growth Option

Direct Plan- Dividend Reinvestment Option/ Payout Option

ENTRY LOAD: Nil

EXIT LOAD:

1% - If redeemed/switched out within 1 year from the date of allotment

Nil - if redeemed/switched out after 1 year from the date of allotment

EXPENSE RATIO[^]:

Regular Plan : 1.93%

Direct Plan : 0.81%

BENCHMARK: NIFTY Large Midcap 250 TRI

FUND MANAGER: 1) Mr. Miyush Gandhi
2) Krishna Sanghavi

TOTAL EXPERIENCE: 1) 12 Years
2) 24 Years

MANAGING THIS FUND: 1) Since 5-April-18
2) Since 16-Oct-18

PRODUCT POSITIONING

Canara Robeco Emerging Equities being an open ended large & mid cap fund, follows a bottom-up approach to predominantly invest in a well diversified portfolio of companies within large & mid cap universe. The fund endeavours to identify the stars of tomorrow within the segment.

QUANTITATIVE INFORMATION[§]

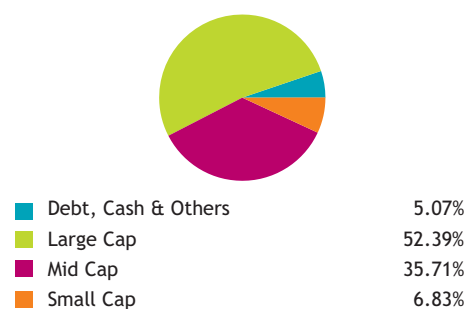
Standard Deviation	18.04
Portfolio Beta	1.06
Portfolio Turnover Ratio	0.74 times
R-Squared	0.90
Sharpe Ratio	0.27

PORTFOLIO

Name of the Instruments	% to NAV
Equities	94.93
Listed	94.93
Banks	28.12
ICICI Bank Ltd	6.47
HDFC Bank Ltd	5.77
State Bank of India	3.94
Axis Bank Ltd	3.58
Kotak Mahindra Bank Ltd	3.09
The Federal Bank Ltd	2.29
City Union Bank Ltd	1.58
Bank of Baroda	1.40
Pharmaceuticals	7.52
Divi's Laboratories Ltd	2.40
IPCA Laboratories Ltd	1.62
Sun Pharmaceutical Industries Ltd	1.21
Syngene International Ltd	1.01
Jubilant Life Sciences Ltd	0.82
Hikal Ltd	0.46
Software	6.29
Infosys Ltd	2.17
Tata Consultancy Services Ltd	1.58
Tech Mahindra Ltd	1.56
Larsen & Toubro Infotech Ltd	0.98
Industrial Capital Goods	4.91
Honeywell Automation India Ltd	1.34
Siemens Ltd	1.05
Bharat Electronics Ltd	1.02
Thermax Ltd	0.75
ISGEC Heavy Engineering Ltd	0.69
The Anup Engineering Ltd	0.06
Construction Project	4.75
Larsen & Toubro Ltd	3.94
Ashoka Buildcon Ltd	0.81
Consumer Non Durables	4.43
ITC Ltd	3.23
Britannia Industries Ltd	1.20
Cement	4.12
The Ramco Cements Ltd	1.50
Century Textiles & Industries Ltd	1.49
Grasim Industries Ltd	1.13
Auto Ancillaries	4.11
Balkrishna Industries Ltd	1.42
Minda Industries Ltd	1.16

Exide Industries Ltd	0.79
Sundram Fasteners Ltd	0.74
Chemicals	3.43
Atul Ltd	1.84
Solar Industries India Ltd	0.81
Navin Fluorine International Ltd	0.78
Industrial Products	3.38
AIA Engineering Ltd	1.49
Schaeffler India Ltd	1.00
Bharat Forge Ltd	0.89
Consumer Durables	3.24
Voltas Ltd	1.64
Whirlpool Of India Ltd	1.60
Petroleum Products	2.90
Reliance Industries Ltd	2.90
Finance	2.60
Mahindra & Mahindra Financial Services Ltd	1.53
ICICI Prudential Life Insurance Com Ltd	0.95
Creditaccess Grameen Ltd	0.12
Power	2.47
Cesc Ltd	1.56
Power Grid Corporation Of India Ltd	0.91
Gas	2.32
Gujarat Gas Ltd	1.37
Indraprastha Gas Ltd	0.95
Retailing	1.95
Aditya Birla Fashion and Retail Ltd	1.22
Arvind Fashions Ltd	0.48
Spencers Retail Ltd	0.25
Hotels, Resorts And Other	1.66
Recreational Activities	1.66
The Indian Hotels Co Ltd	1.19
Services	1.19
Dalmia Bharat Ltd	1.19
Telecom - Services	1.17
Bharti Airtel Ltd	1.17
Media & Entertainment	1.05
Sun TV Network Ltd	1.05
Transportation	1.02
Transport Corporation of India Ltd	0.56
TCI Express Ltd	0.46
Ferrous Metals	0.93
Tata Steel Ltd	0.93
Auto	0.83
Mahindra & Mahindra Ltd	0.83
Fertilisers	0.54
Coromandel International Ltd	0.54
Money Market Instruments	3.82
Tri-party repo	3.82
Net Current Assets	1.25
Grand Total (Net Asset)	100.00

MARKET CAPITALIZATION



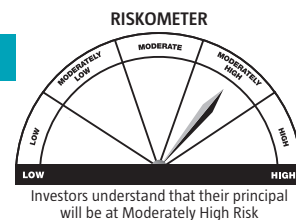
CANARA ROBECO SMALL CAP FUND (CRSCF)

(as on July 31, 2019)

This product is suitable for investors who are seeking*:

- Capital appreciation over long term
- Investing predominantly in equities and equity related instruments of small cap companies

*Investors should consult their financial advisers if in doubt about whether the product is suitable for them.



FUND INFORMATION

CATEGORY/TYPE: Small Cap Fund -An open-ended equity scheme predominantly investing in small cap stocks.

SCHEME OBJECTIVE:

The investment objective of the Scheme is to generate capital appreciation by investing predominantly in Small Cap stocks. However, there can be no assurance that the investment objective of the scheme will be realized.

Monthend AUM^{*} : ₹ 287.00 Crores

Monthly AVGAUM : ₹ 298.91 Crores

NAV: (as on July 31, 2019)

Direct Plan - Dividend Option ₹ 9.11

Regular Plan - Dividend Option ₹ 9.04

Direct Plan - Growth Option ₹ 9.11

Regular Plan - Growth Option ₹ 9.04

DATE OF ALLOTMENT: February 15, 2019

ASSET ALLOCATION:

Equity and Equity-related Instruments of Smallcap companies* 65% to 100% (High)

Equity and Equity-related Instruments of companies other than Smallcap companies 0% to 35% (High)

Debt and Money Market Instruments 0% to 35% (Low to Medium)

Units issued by REITs and InvITs 0% to 10% (Medium to High)

*Investment universe of "Small Cap": The investment universe of "Small Cap" shall comprise companies as defined by SEBI from time to time. In terms of SEBI circular SEBI/ HO/ IMD/ DF3/ CIR/ P/ 2017/ 114 dated October 6, 2017, the universe of "Small Cap" shall consist of 251st company onwards in terms of full market capitalization

MINIMUM INVESTMENT:

₹ 5000 and in multiples of ₹ 1 thereafter

Subsequent purchases: Minimum amount of ₹ 1000 and multiples of ₹ 1 thereafter

SIP: For Any date*/monthly frequency - ₹ 1000 and in multiples of ₹ 1 thereafter
For quarterly frequency - ₹ 2000 and in multiples of ₹ 1 thereafter

STP: For Daily/Weekly/Monthly frequency - ₹ 1000 and in multiples of ₹ 1 thereafter
For quarterly frequency - ₹ 2000 and in multiples of ₹ 1 thereafter

SWP: For monthly frequency - ₹ 1000 and in multiples of ₹ 1 thereafter
For quarterly frequency - ₹ 2000 and in multiples of ₹ 1 thereafter

PLANS / OPTIONS:

Regular Plan- Growth Option

Regular Plan- Dividend: Reinvestment/ Payout

Direct Plan- Growth Option

Direct Plan- Dividend: Reinvestment/ Payout

ENTRY LOAD: Nil

EXIT LOAD: In respect of each purchase / switch-in of units, 1% - if Units are redeemed / switched-out within 1 year from the date of allotment. Nil - if redeemed / switched out after 1 year from the date of allotment.

EXPENSE RATIO[^]:

Regular Plan : 2.56%

Direct Plan : 0.72%

BENCHMARK: Nifty Smallcap 250 Index TRI

FUND MANAGER: 1) Mr. Krishna Sanghavi
2) Ms. Cheenu Gupta

TOTAL EXPERIENCE: 1) 24 Years
2) 13 Years

MANAGING THIS FUND: 1) Since 15-February-19
2) Since 15-February-19

PRODUCT POSITIONING

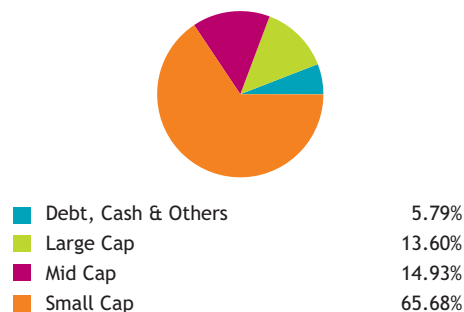
Canara Robeco Small Cap Fund is an open-ended equity scheme predominantly investing in small cap stocks. It considers companies ranked 251st and onwards in terms of Market Capitalization as its Investment universe. The fund provides a blend of 'Growth' and 'Value' style of investing. This Fund seeks to invest in high quality small cap business which are undervalued and have a sustainable business. Further, it aims to invest in companies with consistent earnings and reasonable valuations which could lead to Alpha Generation opportunity. Fund intends to invest at least 65% in small-cap companies which have high growth potential and remaining 35% of the portfolio across Large, Mid and Small cap companies after assessing the market conditions.

PORTFOLIO

Name of the Instruments	% to NAV
Equities	94.21
Listed	94.13
Pharmaceuticals	12.01
Divi's Laboratories Ltd	2.28
JB Chemicals & Pharmaceuticals Ltd	2.23
Dishman Carbogen Amcis Ltd	2.13
Sun Pharmaceutical Industries Ltd	1.86
Hikal Ltd	1.62
Laurus Labs Ltd	1.16
Jubilant Life Sciences Ltd	0.73
Banks	11.67
State Bank of India	3.36
ICICI Bank Ltd	3.00
The Federal Bank Ltd	2.32
Kotak Mahindra Bank Ltd	1.99
Karur Vysya Bank Ltd	0.71
The Karnataka Bank Ltd	0.29
Construction	6.88
Cera Sanitaryware Ltd	1.82
KNR Constructions Ltd	1.63
Ahluwalia Contracts (India) Ltd	1.43
Prestige Estates Projects Ltd	1.08
ITD Cementation India Ltd	0.92
Finance	6.86
Can Fin Homes Ltd	2.57
Central Depository Services (India) Ltd	1.50
Multi Commodity Exchange Of India Ltd	1.42
Equitas Holdings Ltd	1.37
Cement	6.20
Century Textiles & Industries Ltd	4.01
JK Cement Ltd	2.19
Power	5.71
Kalpataru Power Transmission Ltd	2.36
Tata Power Company Ltd	1.69
JSW Energy Ltd	1.66
Construction Project	5.66
KEC International Ltd	2.05
Engineers India Ltd	1.90
Ashoka Buildcon Ltd	1.71
Consumer Durables	4.71
Orient Electric Ltd	1.27
VIP Industries Ltd	1.12
Greenply Industries Ltd	0.96

Greenlam Industries Ltd	0.93
Century Plyboards (India) Ltd	0.43
Auto Ancillaries	4.64
Automotive Axles Ltd	1.29
Asahi India Glass Ltd	1.16
Apollo Tyres Ltd	1.10
Subros Ltd	1.09
Industrial Capital Goods	4.54
ISGEC Heavy Engineering Ltd	1.55
The Anup Engineering Ltd	1.23
BEML Ltd	1.17
Action Construction Equipment Ltd	0.59
Transportation	4.39
Spicejet Ltd	2.07
TCI Express Ltd	1.18
Future Supply Chain Solutions Ltd	1.14
Software	4.26
NIIT Ltd	1.67
CESC Ventures Ltd	1.48
Tech Mahindra Ltd	1.11
Consumer Non Durables	3.62
Balrampur Chini Mills Ltd	1.14
Coffee Day Enterprises Ltd	1.06
Dcm Shriram Ltd	1.05
Bajaj Consumer Care Ltd	0.37
Chemicals	3.22
Galaxy Surfactants Ltd	1.92
Deepak Nitrite Ltd	1.30
Fertilisers	2.84
Gujarat State Fertilizers & Chemicals Ltd	1.44
EID Parry India Ltd	1.40
Industrial Products	2.80
Polycab India Ltd	1.02
KSB Ltd	0.74
NRB Bearing Ltd	0.54
Orient Refractories Ltd	0.50
Hotels, Resorts And Other Recreational Activities	1.85
The Indian Hotels Co Ltd	1.32
Delta Corp Ltd	0.53
Paper	1.07
JK Paper Ltd	1.07
Retailing	0.61
Spencers Retail Ltd	0.61
Textile Products	0.30
Siyaram Silk Mills Ltd	0.30
Ferrous Metals	0.29
Kirloskar Ferrous Industries Ltd	0.29
Unlisted	0.08
Consumer Durables	0.08
Greenpanel Industries Ltd	0.08
Money Market Instruments	4.52
Tri-party repo	4.52
Net Current Assets	1.27
Grand Total (Net Asset)	100.00

MARKET CAPITALIZATION



^{*}Source ICRA MFI Explorer • # Monthend AUM as on 31.07.2019

• [^]The expense ratios mentioned for the schemes includes GST on investment management fees.

• *As on date the said facility is available only in offline mode. • Please refer page no. 39 for disclaimers.

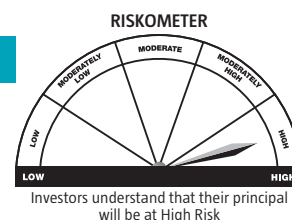
CANARA ROBECO INFRASTRUCTURE (CRI)

(as on July 31, 2019)

This product is suitable for investors who are seeking*:

- Capital appreciation over long term
- Investing in equities and equity related instruments of companies following the Infrastructure Theme

*Investors should consult their financial advisers if in doubt about whether the product is suitable for them.



FUND INFORMATION

CATEGORY/TYPE: Thematic - Infrastructure - An open-ended equity scheme following infrastructure theme

SCHEME OBJECTIVE: To generate income / capital appreciation by investing in equities and equity related instruments of companies in the infrastructure sector. However, there can be no assurance that the investment objective of the scheme will be realized.

Monthend AUM * : ₹ 110.55 Crores

Monthly AVGAUM : ₹ 115.68 Crores

NAV: (as on July 31, 2019)

Direct Plan - Dividend Option	₹ 30.46
Regular Plan - Dividend Option	₹ 23.22
Direct Plan - Growth Option	₹ 44.94
Regular Plan - Growth Option	₹ 42.73

DATE OF ALLOTMENT: December 2, 2005

ASSET ALLOCATION:

Equity and equity related instruments of companies in the Infrastructure sector including derivatives of such companies - 80% to 100% (Risk- High)

Debt and Money Market instruments - 0% to 20% (Risk- Low to Medium)

Reits/Invits- 0% to 10% (Risk- Medium to High)

MINIMUM INVESTMENT:

₹ 5000 and in multiples of ₹ 1 thereafter
Subsequent purchases: Minimum amount of ₹ 1000 and multiples of ₹ 1 thereafter
SIP: For Any date*/monthly frequency - ₹ 1000 and in multiples of ₹ 1 thereafter
 For quarterly frequency - ₹ 2000 and in multiples of ₹ 1 thereafter
STP: For Daily/Weekly/Monthly frequency - ₹ 1000 and in multiples of ₹ 1 thereafter
 For quarterly frequency - ₹ 2000 and in multiples of ₹ 1 thereafter
SWP: For monthly frequency - ₹ 1000 and in multiples of ₹ 1 thereafter
 For quarterly frequency - ₹ 2000 and in multiples of ₹ 1 thereafter

PLANS / OPTIONS :

Regular Plan- Growth Option
 Regular Plan- Dividend Reinvestment Option/
 Payout Option
 Direct Plan- Growth Option
 Direct Plan- Dividend Reinvestment Option/
 Payout Option

ENTRY LOAD: Nil

EXIT LOAD:

1% - if redeemed/switched out within 1 year from the date of allotment.
 Nil - if redeemed / switched out after 1 year from the date of allotment

EXPENSE RATIO^:

Regular Plan	: 2.54%
Direct Plan	: 1.64%

BENCHMARK:

S&P BSE India Infrastructure TRI

FUND MANAGER: 1) Mr. Shridatta Bhandwalder
 2) Mr. Krishna Sanghavi

TOTAL EXPERIENCE: 1) 13 Years
 2) 24 Years

MANAGING THIS FUND: 1) Since 29-Sept-18
 2) Since 16-Oct-18

PRODUCT POSITIONING

Canara Robeco Infrastructure is an open ended thematic fund which endeavours to capture opportunities in the Indian infrastructure space. The fund follows a thematic approach towards Infrastructure with a 'Growth' style of investing. The fund aims to have concentrated holdings on high conviction ideas.

QUANTITATIVE INFORMATION⁵

Standard Deviation	19.07
Portfolio Beta	0.77
Portfolio Turnover Ratio	0.87 times
R-Squared	0.72
Sharpe Ratio	-0.10

PORTFOLIO

Name of the Instruments	% to NAV
Equities	94.86
Listed	94.86
Banks	17.55
ICICI Bank Ltd	7.93
State Bank of India	5.78
Axis Bank Ltd	3.84
Construction Project	16.94
Larsen & Toubro Ltd	9.70
Ashoka Buildcon Ltd	2.92
KEC International Ltd	2.42
Engineers India Ltd	1.90
Power	15.53
Power Grid Corporation Of India Ltd	4.76
NTPC Ltd	3.37
Kalpitaru Power Transmission Ltd	3.03
Cesc Ltd	2.69
Tata Power Company Ltd	1.68
Industrial Capital Goods	8.73
Thermax Ltd	2.82
Siemens Ltd	1.73
ISGEC Heavy Engineering Ltd	1.55
The Anup Engineering Ltd	1.51
Bharat Electronics Ltd	1.12
Cement	7.94
Ultratech Cement Ltd	2.71
The Ramco Cements Ltd	2.38
ACC Ltd	1.83
Grasim Industries Ltd	1.02
Gas	5.86
Gujarat Gas Ltd	2.57
Petronet LNG Ltd	2.24
GAIL (India) Ltd	1.05
Transportation	5.29
Transport Corporation of India Ltd	2.65

TCI Express Ltd	2.64
Construction	4.86
PNC Infratech Ltd	2.14
Ahluwalia Contracts (India) Ltd	2.06
ITD Cementation India Ltd	0.66
Petroleum Products	4.74
Reliance Industries Ltd	2.94
Hindustan Petroleum Corporation Ltd	1.80
Industrial Products	4.37
KSB Ltd	1.66
AIA Engineering Ltd	1.39
Schaeffler India Ltd	1.32
Telecom - Services	3.05
Bharti Airtel Ltd	3.05
Money Market Instruments	4.62
Tri-party repo	4.62
Net Current Assets	0.52
Grand Total (Net Asset)	100.00

MARKET CAPITALIZATION



Debt, Cash & Others	5.14%
Large Cap	53.75%
Mid Cap	14.65%
Small Cap	26.46%

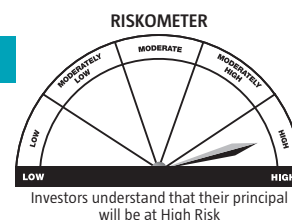
CANARA ROBECO CONSUMER TRENDS FUND (CRCTF)

(as on July 31, 2019)

This product is suitable for investors who are seeking*:

- Capital appreciation over long term
- Investing in equity and equity related securities of companies following the Consumption and Financial Theme

*Investors should consult their financial advisers if in doubt about whether the product is suitable for them.



FUND INFORMATION

CATEGORY/TYPE : Thematic - Consumption & Finance Theme - An open ended equity scheme following the consumption and financial theme

SCHEME OBJECTIVE: To provide long-term capital appreciation by primarily investing in equity and equity related securities of companies which directly or indirectly benefit from the growing consumer demand in India. However, there can be no assurance that the investment objective of the scheme will be realized.

Monthend AUM⁵ : ₹ 319.08 Crores

Monthly AVGAUM : ₹ 329.41 Crores

NAV: (as on July 31, 2019)

Direct Plan - Dividend Option ₹ 34.39

Direct Plan - Growth Option ₹ 39.60

Regular Plan - Dividend Option ₹ 20.39

Regular Plan - Growth Option ₹ 37.21

DATE OF ALLOTMENT: September 14, 2009

ASSET ALLOCATION:

Equity and equity related instruments of companies which directly or indirectly benefit from the growing consumer demand in India - 80% to 100%. (Risk- High)

Other Equity and equity related instruments - 0% to 20%. (Risk- High)

Debt and Money Market instruments - 0% to 20%. (Risk- Medium to Low)

Reits/Invits- 0% to 10% (Risk-medium to High)

MINIMUM INVESTMENT :

₹ 5000 and in multiples of ₹ 1 thereafter

Subsequent purchases: Minimum amount of ₹ 1000 and multiples of ₹ 1 thereafter

SIP: For Any date*/monthly frequency - ₹ 1000 and in multiples of ₹ 1 thereafter

For quarterly frequency - ₹ 2000 and in multiples of ₹ 1 thereafter

STP: For Daily/Weekly/Monthly frequency - ₹ 1000 and in multiples of ₹ 1 thereafter

For quarterly frequency - ₹ 2000 and in multiples of ₹ 1 thereafter

SWP: For monthly frequency - ₹ 1000 and in multiples of ₹ 1 thereafter

For quarterly frequency - ₹ 2000 and in multiples of ₹ 1 thereafter

PLANS / OPTIONS :

Regular Plan - Growth

Regular Plan - Dividend Reinvestment

Regular Plan - Dividend Payout

Direct Plan- Growth Option

Direct Plan- Dividend Reinvestment Option/
Payout Option

ENTRY LOAD: Nil

EXIT LOAD :

1% - If redeemed/switched out within 1 year from the date of allotment.

Nil - if redeemed/switched out after 1 year from the date of allotment

EXPENSE RATIO⁶:

Regular Plan : 2.50%

Direct Plan : 1.32%

BENCHMARK : S&P BSE 100 TRI

FUND MANAGER:

- 1) Ms. Cheenu Gupta
- 2) Mr. Krishna Sanghavi

TOTAL EXPERIENCE:

- 1) 13 Years
- 2) 24 Years

MANAGING THIS FUND:

- 1) Since 15-June-18
- 2) Since 16-Oct-18

PRODUCT POSITIONING

Canara Robeco Consumer Trends Fund is an open ended thematic fund predominantly investing in companies which directly or indirectly benefit from the growing consumption demand in India and looks for opportunity to invest in companies which benefit from aspirational consumption and financial penetration theme. The fund will invest in stocks across the Market Capitalisation range and will look to follow 'Growth' style of investing.

QUANTITATIVE INFORMATION⁵

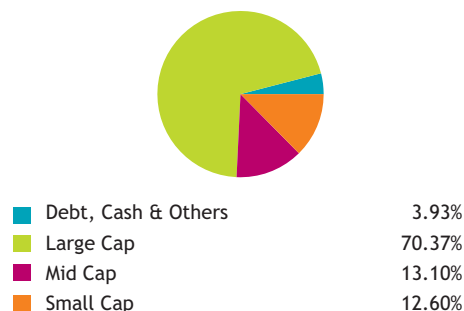
Standard Deviation	17.81
Portfolio Beta	1.11
Portfolio Turnover Ratio	1.05 times
R-Squared	0.78
Sharpe Ratio	0.30

PORTFOLIO

Name of the Instruments	% to NAV
Equities	96.07
Listed	96.07
Consumer Non Durables	33.24
Hindustan Unilever Ltd	6.80
Dabur India Ltd	3.62
Nestle India Ltd	3.20
ITC Ltd	3.13
Balrampur Chini Mills Ltd	2.63
Asian Paints Ltd	1.87
Berger Paints India Ltd	1.78
Dcm Shriram Ltd	1.72
Marico Ltd	1.55
Colgate Palmolive (India) Ltd	1.49
Godrej Consumer Products Ltd	1.41
Britannia Industries Ltd	1.17
Kansai Nerolac Paints Ltd	1.07
Jubilant Foodworks Ltd	0.90
Bajaj Consumer Care Ltd	0.90
Banks	25.97
ICICI Bank Ltd	7.96
HDFC Bank Ltd	7.13
State Bank of India	4.35
Axis Bank Ltd	3.34
Kotak Mahindra Bank Ltd	3.19
Consumer Durables	12.60
Voltas Ltd	4.57
VIP Industries Ltd	3.08
Titan Company Ltd	2.08
Orient Electric Ltd	1.41
Havells India Ltd	0.84
Whirlpool Of India Ltd	0.62
Finance	9.43
Bajaj Finance Ltd	5.18

Housing Development Finance Corporation Ltd	4.25
Pharmaceuticals	3.36
Sun Pharmaceutical Industries Ltd	2.09
IPCA Laboratories Ltd	1.27
Chemicals	2.39
Pidilite Industries Ltd	2.39
Gas	2.31
Gujarat Gas Ltd	2.31
Textile Products	1.72
Page Industries Ltd	1.02
Siyaram Silk Mills Ltd	0.70
Construction	1.57
Cera Sanitaryware Ltd	1.57
Telecom - Services	1.55
Bharti Airtel Ltd	1.55
Cement	1.34
Century Textiles & Industries Ltd	1.34
Hotels, Resorts And Other Recreational Activities	0.59
Delta Corp Ltd	0.59
Money Market Instruments	6.22
Tri-party repo	6.22
Net Current Assets	-2.29
Grand Total (Net Asset)	100.00

MARKET CAPITALIZATION



⁵Source ICRA MFI Explorer • # Monthend AUM as on 31.07.2019

• ⁶The expense ratios mentioned for the schemes includes GST on investment management fees.

• *As on date the said facility is available only in offline mode. • Please refer page no. 39 for disclaimers.

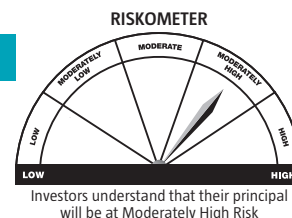
CANARA ROBECO EQUITY TAX SAVER FUND (CRETSEF)

(as on July 31, 2019)

This product is suitable for investors who are seeking*:

- Capital appreciation over long term
- Investment in equity and equity related securities with a statutory lock in of 3 years and tax benefit

*Investors should consult their financial advisers if in doubt about whether the product is suitable for them.



FUND INFORMATION

CATEGORY/TYPE: ELSS - An open ended equity linked saving scheme with a statutory lock in of 3 years and tax benefit

SCHEME OBJECTIVE:

ELSS seeking to provide long term capital appreciation by predominantly investing in equities to facilitate the subscribers to seek tax benefits as provided under Section 80 C of the Income Tax Act, 1961. However, there can be no assurance that the investment objective of the scheme will be realized.

Monthend AUM[^] : ₹ 912.32 Crores

Monthly AVGAUM : ₹ 945.61 Crores

NAV: (as on July 31, 2019)

Direct Plan - Dividend Option ₹ 37.05

Regular Plan - Dividend Option ₹ 24.62

Direct Plan - Growth Option ₹ 65.05

Regular Plan - Growth Option ₹ 62.47

DATE OF ALLOTMENT: March 31, 1993

ASSET ALLOCATION:

Equity and equity related instruments - 80% to 100% (Risk- High)

Money Market instruments- 0% to 20% (Risk- Low)

MINIMUM INVESTMENT:

₹ 500 and in multiples of ₹ 1 thereafter

Subsequent purchases: Minimum amount of ₹ 500 and multiples of ₹ 1 thereafter

SIP: For Any date*/monthly frequency - ₹ 500 and in multiples of ₹ 1 thereafter

For quarterly frequency - ₹ 1000 and in multiples of ₹ 1 thereafter

STP: For Daily/Weekly/Monthly frequency - ₹ 500 and in multiples of ₹ 1 thereafter

For quarterly frequency - ₹ 1000 and in multiples of ₹ 1 thereafter

SWP: For monthly frequency - ₹ 500 and in multiples of ₹ 1 thereafter

For quarterly frequency - ₹ 1000 and in multiples of ₹ 1 thereafter

PLANS / OPTIONS :

Regular Plan- Growth Option

Regular Plan- Dividend Option

Direct Plan- Growth Option

Direct Plan- Dividend Option

ENTRY LOAD: Nil

EXIT LOAD: Nil

EXPENSE RATIO[^]:

Regular Plan : 2.33%

Direct Plan : 1.28%

BENCHMARK: S&P BSE 100 TRI

FUND MANAGER : 1) Ms. Cheenu Gupta
2) Mr. Krishna Sanghavi

TOTAL EXPERIENCE : 1) 13 Years
2) 24 Years

MANAGING THIS FUND : 1) Since 12-March-18
2) Since 16-Oct-18

PRODUCT POSITIONING

Canara Robeco Equity Tax Saver Fund is an open ended ELSS with a 3 year lock-in period providing Tax Benefits under Sec 80 C of Income Tax Act. The fund benefits from long term investing due to its lock-in and benefits from power of compounding. The fund would invest in both large and mid cap stocks with a 'Growth' style of investing.

QUANTITATIVE INFORMATION[§]

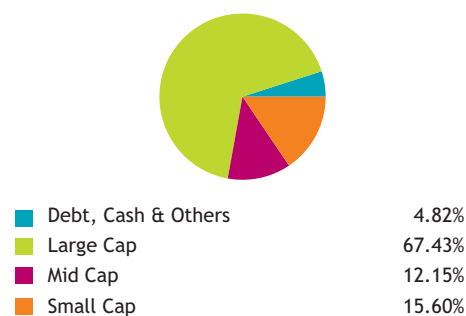
Standard Deviation	15.77
Portfolio Beta	1.03
Portfolio Turnover Ratio	1.55 times
R-Squared	0.85
Sharpe Ratio	0.29

PORTFOLIO

Name of the Instruments	% to NAV
Equities	95.18
Listed	95.12
Banks	28.90
ICICI Bank Ltd	9.12
HDFC Bank Ltd	7.56
State Bank of India	5.21
Axis Bank Ltd	3.79
Kotak Mahindra Bank Ltd	3.22
Consumer Non Durables	9.34
Hindustan Unilever Ltd	3.10
Balrampur Chini Mills Ltd	1.50
Dcm Shriram Ltd	1.36
Dabur India Ltd	1.19
Asian Paints Ltd	1.14
Nestle India Ltd	0.56
Berger Paints India Ltd	0.49
Finance	8.67
Housing Development Finance Corporation Ltd	4.55
Bajaj Finance Ltd	4.12
Cement	7.43
Ultratech Cement Ltd	2.60
ACC Ltd	1.47
Shree Cement Ltd	1.26
Century Textiles & Industries Ltd	1.14
JK Lakshmi Cement Ltd	0.96
Consumer Durables	6.09
VIP Industries Ltd	2.63
Voltas Ltd	2.57
Titan Company Ltd	0.89
Pharmaceuticals	5.64
Divi's Laboratories Ltd	3.18
Sun Pharmaceutical Industries Ltd	1.40
Dishman Carbogen Amcis Ltd	1.06
Software	4.63
Infosys Ltd	2.10
Tata Consultancy Services Ltd	1.32
Larsen & Toubro Infotech Ltd	1.21
Chemicals	4.21
Aarti Industries Ltd	2.11
Atul Ltd	1.18
Solar Industries India Ltd	0.92
Industrial Capital Goods	3.81
Honeywell Automation India Ltd	1.50

BEM Ltd	1.00
Siemens Ltd	0.74
Action Construction Equipment Ltd	0.57
Construction Project	3.67
Larsen & Toubro Ltd	3.67
Gas	2.73
Gujarat Gas Ltd	1.70
Gujarat State Petronet Ltd	1.03
Petroleum Products	2.55
Reliance Industries Ltd	2.55
Industrial Products	2.15
Schaeffler India Ltd	0.97
Orient Refractories Ltd	0.69
KEI Industries Ltd	0.49
Construction	1.69
KNR Constructions Ltd	1.04
ITD Cementation India Ltd	0.65
Transportation	1.38
Transport Corporation of India Ltd	1.38
Power	1.24
Kalpataru Power Transmission Ltd	1.24
Telecom - Services	0.99
Bharti Airtel Ltd	0.99
Unlisted	0.06
Chemicals	0.06
Aarti Surfactants Ltd	0.06
Money Market Instruments	4.78
Tri-party repo	4.78
Net Current Assets	0.04
Grand Total (Net Asset)	100.00

MARKET CAPITALIZATION



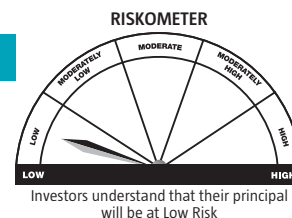
CANARA ROBECO LIQUID FUND (CRL)

(as on July 31, 2019)

This product is suitable for investors who are seeking*:

- Income/ Capital appreciation while maintaining a level of high liquidity
- Investment in a mix of Debt and Money Market instruments with maturity of upto 91 days only

*Investors should consult their financial advisers if in doubt about whether the product is suitable for them.



FUND INFORMATION

CATEGORY/TYPE: Liquid Fund - An open ended liquid scheme

SCHEME OBJECTIVE: The scheme has been formulated with the objective of enhancement of income, while maintaining a level of high liquidity, through investment in a mix of Money Market Instruments & Debt Securities. However, there can be no assurance that the investment objective of the Scheme will be realized.

Monthend AUM[§] : ₹ 1,281.15 Crores

Monthly AVGAUM : ₹ 1,205.20 Crores

NAV: (as on July 31, 2019)

Direct Plan -

Daily Divi. Reinvestment Option ₹ 1,005.5000

Direct Plan - Dividend Option ₹ 1,653.1111

Direct Plan - Growth Option ₹ 2,309.1258

Unclaimed Redmp &

Dividend Plan-Direct Growth ₹ 1,255.2455

Direct Plan -

Monthly Dividend Option ₹ 1,000.0545

Regular Plan - Daily Dividend

Reinvestment Option ₹ 1,005.5000

Regular Plan - Growth Option ₹ 2,302.8401

Regular Plan -

Monthly Dividend Option ₹ 1,000.0545

Regular Plan -

Weekly Dividend Option ₹ 1,000.0542

Direct Plan -

Weekly Dividend Option ₹ 1,000.0542

DATE OF ALLOTMENT:

Retail Plan : January 15, 2002

Institutional Plan : May 31, 2004

Regular Plan : July 15, 2008

ASSET ALLOCATION:

Money Market Instruments / call money - 65% to 100% (Risk- Low)

Debt (including securitized debt) - 0% to 35% (Risk- Medium)

MINIMUM INVESTMENT :

₹ 5000 and in multiple of ₹ 1 thereafter

Subsequent purchases: Minimum amount of ₹ 1000 and multiples of ₹ 1 thereafter

STP: For Daily/Weekly/Monthly frequency - ₹ 1000 and in multiples of ₹ 1 thereafter

For quarterly frequency - ₹ 2000 and in multiples of ₹ 1 thereafter

SWP: For monthly frequency - ₹ 1000 and in multiples of ₹ 1 thereafter

For quarterly frequency - ₹ 2000 and in multiples of ₹ 1 thereafter

PLANS / OPTIONS :

Regular Plan - Growth Option

Regular Plan - Daily Dividend Reinvestment

Regular Plan - Weekly Dividend Reinvestment

Regular Plan - Weekly Dividend payout

Regular Plan - Monthly Dividend Reinvestment

Regular Plan - Monthly Dividend Payout

Direct Plan - Growth Option

Direct Plan -Daily Dividend Reinvestment

Direct Plan - Weekly Dividend Reinvestment

Direct Plan - Weekly Dividend payout

Direct Plan - Monthly Dividend Reinvestment

Direct Plan - Monthly Dividend Payout

Direct Plan - Dividend Payout

Unclaimed Redmp & Dividend Plan-Direct Growth

ENTRY LOAD: Nil

EXIT LOAD: Nil

EXPENSE RATIO[^]:

Regular Plan : 0.11%

Direct Plan : 0.08%

BENCHMARK: Crisil Liquid Fund Index

FUND MANAGER: 1) Mr. Girish Hisaria

2) Ms. Suman Prasad

TOTAL EXPERIENCE: 1) 17 Years

2) 20 Years

MANAGING THIS FUND: 1) Since 24-Aug-14

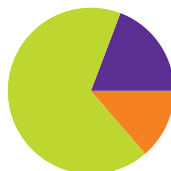
2) Since 18-Mar-11

PRODUCT POSITIONING

Canara Robeco Liquid Fund is an open ended debt scheme investing in only short-term money market instruments with a residual maturity upto 91 days. The fund aims to provide liquidity at all the time. The fund is suitable for investments with very short term horizon & to park surplus money.

RATING PROFILE

(% to net assets)



Tri-party repo/REPO/Reverse Repo & Net Current Assets	19.34%
A1+ & Equivalent	67.01%
Treasury Bills/Sovereign	13.66%

QUANTITATIVE INFORMATION[§]

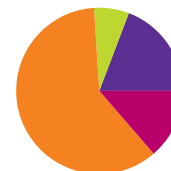
Yield to Maturity	5.94%
Modified Duration	0.02 Years
Average Maturity	0.02 Years

MATURITY PROFILE

% Allocation

Net Current Assets	0.16%
0 to 3 Months	99.84%

ASSET ALLOCATION



Tri-party repo/REPO/Reverse Repo & Net Current Assets	19.34%
Certificate Of Deposit	6.63%
Commercial Paper	60.38%
Treasury Bills/ Sovereign	13.66%

PORTFOLIO

Name of the Instruments	Rating	% to NAV
Money Market Instruments		67.02
National Bank For Agriculture & Rural Development	A1+(ICRA)	7.81
Cholamandalam Investment & Finance Co Ltd	A1+(ICRA)	7.80
National Housing Bank	A1+(ICRA)	7.80
NTPC Ltd	A1+(CARE)	7.80
ICICI Securities Ltd	A1+(CRISIL)	3.90
Nabha Power Ltd	A1+(CRISIL)	3.90
Axis Bank Ltd	A1+(ICRA)	3.90
Manappuram Finance Ltd	A1+(CRISIL)	3.89
Century Textiles & Industries Ltd	A1+(CRISIL)	3.89
Bajaj Finance Ltd	A1+(CRISIL)	3.88
The Ramco Cements Ltd	A1+(ICRA)	3.11
Bank of Baroda	A1+(IND)	2.73
Alembic Pharmaceuticals Ltd	A1+(CRISIL)	2.71
The Ramco Cements Ltd	A1+(ICRA)	1.95
Godrej Industries Ltd	A1+(ICRA)	1.95
Tri-party repo		19.17
Treasury Bills		13.66
Other Current Assets		0.15
Grand Total (Net Asset)		100.00

[§]Source ICRA MFI Explorer • # Monthend AUM as on 31.07.2019

• [^]The expense ratios mentioned for the schemes includes GST on investment management fees.

• Please refer page no. 39 for disclaimers.

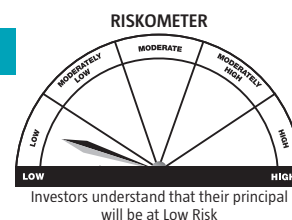
CANARA ROBECO ULTRA SHORT TERM FUND (CRUSTF)

(as on July 31, 2019)

This product is suitable for investors who are seeking*:

- Income/ Capital appreciation over ultra-short term through a low risk strategy
- Investment in a mix of Debt and Money Market instruments such that the Macaulay duration of the portfolio is between 3 months and 6 months

*Investors should consult their financial advisers if in doubt about whether the product is suitable for them.



FUND INFORMATION

CATEGORY/TYPE : Ultra Short Duration Fund - An open ended ultra-short term debt scheme investing in debt & money market instruments such that the Macaulay duration of the portfolio is between 3 months and 6 months

SCHEME OBJECTIVE:

To generate returns by investing in a wide range of debt securities and money market instruments of various maturities and risk profile. However, there is no assurance that the objective of the Fund will be realised.

Monthend AUM[#] : ₹ 170.17 Crores

Monthly AVGAUM : ₹ 173.38 Crores

NAV: (as on July 31, 2019)

Direct Plan - Daily Dividend Reinvestment Option	₹ 1,240.7100
Direct Plan - Dividend Option	₹ 1,665.4010
Direct Plan - Growth Option	₹ 2,908.5777
Direct Plan - Monthly Dividend Option	₹ 1,002.5610
Regular Plan - Dividend Payout Option	₹ 1,161.0226
Regular Plan - Daily Dividend Reinvestment Option	₹ 1,240.7100
Regular Plan - Growth Option	₹ 2,826.1925
Regular Plan - Monthly Dividend Option	₹ 1,002.5598
Regular Plan - Weekly Dividend Option	₹ 1,240.7100
Direct Plan - Weekly Dividend Option	₹ 1,240.7100

DATE OF ALLOTMENT:

Retail Plan : September 16, 2003
Institutional Plan : August 21, 2007
Regular Plan : July 14, 2008

ASSET ALLOCATION:

Debt and Money Market instruments- 0% to 100% (Risk- Low to Medium)
 Reits / Invits- 0% to 10% (Risk- Medium to High)

MINIMUM INVESTMENT :

₹ 500 and in multiples of ₹ 1 thereafter.

Subsequent purchases:

Minimum amount of ₹ 500 and multiples of ₹ 1 thereafter.

SIP: For Any date*/monthly frequency - ₹ 500 and in multiples of ₹ 1 thereafter

For quarterly frequency - ₹ 500 and in multiples of ₹ 1 thereafter

STP: The minimum amount for STP will be subject to the minimum investment amount as detailed in switch-in scheme

SWP: ₹ 100 and in multiples of ₹ 1 thereafter

PLANS / OPTIONS :

Regular Plan - Growth Option
 Regular Plan - Daily Dividend Reinvestment
 Regular Plan - Weekly Dividend Reinvestment
 Regular Plan - Weekly Dividend Payout
 Regular Plan - Monthly Dividend Reinvestment
 Regular Plan - Monthly Dividend Payout
 Regular Plan - Dividend Payout
 Direct Plan - Growth Option
 Direct Plan - Daily Dividend Reinvestment
 Direct Plan - Weekly Dividend Reinvestment

Direct Plan - Weekly Dividend Payout
 Direct Plan - Monthly Dividend Reinvestment
 Direct Plan - Monthly Dividend Payout
 Direct Plan - Dividend Payout

ENTRY LOAD: Nil

EXIT LOAD: Nil

EXPENSE RATIO[^]:

Regular Plan : 0.95%
 Direct Plan : 0.40%

BENCHMARK: Crisil Liquid Fund Index

FUND MANAGER: 1) Mr. Girish Hisaria
 2) Ms. Suman Prasad

TOTAL EXPERIENCE: 1) 17 Years
 2) 20 Years

MANAGING THIS FUND: 1) Since 24-Aug-14
 2) Since 12-Apr-11

PRODUCT POSITIONING

Canara Robeco Ultra Short Term Fund is an open ended ultra-short term debt scheme which seeks to provide consistent income and liquidity through investments made primarily in money market and debt securities following a low risk strategy. The portfolio duration of the fund tends to be slightly higher than a liquid fund but investments are made in debt instruments in a way that the Macaulay duration of the portfolio is between 3 months and 6 months.

QUANTITATIVE INFORMATION[§]

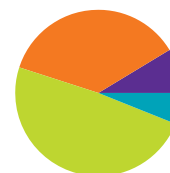
Yield to Maturity	6.58%
Modified Duration	0.43 Years
Average Maturity	0.47 Years

PORTFOLIO

Name of the Instruments	Rating	% to NAV
Money Market Instruments		48.92
Bank of Baroda	A1+(IND)	8.80
Alembic Pharmaceuticals Ltd	A1+(CRISIL)	8.75
Axis Bank Ltd	A1+(ICRA)	5.87
Aditya Birla Finance Ltd	A1+(ICRA)	5.87
Indian Bank	A1+(IND)	5.66
Kotak Mahindra Prime Ltd	A1+(ICRA)	5.53
Bajaj Housing Finance Ltd	A1+(IND)	5.51
Kotak Mahindra Bank Ltd	A1+(CRISIL)	2.93
Debt Instruments		36.56
Power Finance Corporation Ltd	AAA(CRISIL)	5.92
National Bank For Agriculture & Rural Development	AAA(CRISIL)	5.91
Power Grid Corporation of India Ltd	AAA(CRISIL)	5.91
HDB Financial Services Ltd	AAA(CRISIL)	5.86
Bajaj Finance Ltd	AAA(IND)	2.95
LIC Housing Finance Ltd	AAA(CRISIL)	2.94
Mahindra & Mahindra Financial Services Ltd	AAA(IND)	2.94
Power Finance Corporation Ltd	AAA(CRISIL)	2.93
L&T Housing Finance Ltd	AAA(ICRA)	1.20
Government Securities		5.95
8.39% RAJASTHAN SDL UDAY 15-MAR-20	Sovereign	5.95
Tri-party repo		6.67
Other Current Assets		1.90
Grand Total (Net Asset)		100.00

RATING PROFILE

(% to net assets)



Tri-party repo/REPO/ Reverse Repo & Net Current Assets	8.58%
AAA & Equivalent	36.56%
A1+ & Equivalent	48.92%
Treasury Bills/Sovereign	5.95%

ASSET ALLOCATION



Tri-party repo/REPO/ Reverse Repo & Net Current Assets	8.58%
Certificate Of Deposit	23.27%
Commercial Paper	25.65%
NCDs/ Bonds	36.56%
Treasury Bills/ Sovereign	5.95%

MATURITY PROFILE

	% Allocation
Net Current Assets	1.90%
0 to 3 Months	47.75%
6 to 12 Months	37.37%
1 -2 years	11.78%
Greater Than 2 Years	1.20%

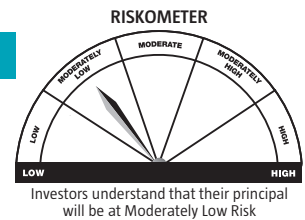
CANARA ROBECO SAVINGS FUND (CRSF)

(as on July 31, 2019)

This product is suitable for investors who are seeking*:

- Income / Capital appreciation through a low duration strategy
- Investment in debt & money market instruments such that the Macaulay duration of the portfolio is between 6 months and 12 months

*Investors should consult their financial advisers if in doubt about whether the product is suitable for them.



FUND INFORMATION

CATEGORY/TYPE : Low Duration Fund - An open-ended low duration debt scheme investing in debt & money market instruments such that the Macaulay duration of the portfolio is between 6 months and 12 months

SCHEME OBJECTIVE:

To generate income / capital appreciation by investing in a portfolio comprising of low duration debt instruments and money market instruments. However, there can be no assurance that the investment objective of the scheme will be realized.

Monthend AUM⁵ : ₹ 1,048.89 Crores

Monthly AVGAUM : ₹ 1,050.17 Crores

NAV : (as on July 31, 2019)

Regular Plan -	
Daily Dividend Reinvestment Option	₹ 10.2600
Direct Plan -	
Daily Dividend Reinvestment Option	₹ 10.2600
Direct Plan - Dividend Option	₹ 27.2333
Regular Plan - Dividend Option	₹ 26.9182
Direct Plan - Growth Option	₹ 30.4018
Regular Plan - Growth Option	₹ 30.0519
Direct Plan - Monthly Dividend Option	₹ 10.2600
Regular Plan - Monthly Dividend Option	₹ 10.2600
Regular Plan - Weekly Dividend Option	₹ 10.2600
Direct Plan - Weekly Dividend Option	₹ 10.2600

DATE OF ALLOTMENT : March 4, 2005

ASSET ALLOCATION:

Debt & Money Market Instruments- 0% to 100% (Risk- Low to Medium)
Reits/Invts- 0% to 10% (Risk- Medium to High)

MINIMUM INVESTMENT:

₹ 5000 and in multiples of ₹ 1 thereafter

Subsequent purchases: Minimum amount of ₹ 1000 and multiples of ₹ 1 thereafter

SIP: For Any date*/monthly frequency - ₹ 1000 and in multiples of ₹ 1 thereafter
For quarterly frequency - ₹ 2000 and in multiples of ₹ 1 thereafter

STP: For Daily/Weekly/Monthly frequency - ₹ 1000 and in multiples of ₹ 1 thereafter
For quarterly frequency - ₹ 2000 and in multiples of ₹ 1 thereafter

SWP: For monthly frequency - ₹ 1000 and in multiples of ₹ 1 thereafter
For quarterly frequency - ₹ 2000 and in multiples of ₹ 1 thereafter

PLANS / OPTIONS:

Regular Plan-Growth Option
Regular Plan- Dividend Reinvestment / Payout Option
Regular Plan-Daily Dividend Reinvestment Option
Regular Plan-Weekly Dividend Payout/ Reinvestment Option
Regular Plan- Monthly Dividend Payout/ Reinvestment Option
Direct Plan-Growth Option
Direct Plan- Dividend Reinvestment / Payout Option
Direct Plan-Daily Dividend Reinvestment Option
Direct Plan-Weekly Dividend Payout/ Reinvestment Option
Direct Plan- Monthly Dividend Payout/ Reinvestment Option

ENTRY LOAD: Nil

EXIT LOAD: Nil

EXPENSE RATIO⁶:

Regular Plan : 0.55% ● Direct Plan : 0.30%

BENCHMARK: CRISIL Ultra Short Term Debt Index

FUND MANAGER: 1) Mr. Girish Hisaria
2) Ms. Suman Prasad

TOTAL EXPERIENCE: 1) 17 Years 2) 20 Years

MANAGING THIS FUND: 1) Since 24-Aug-14
2) Since 12-Apr-11

PRODUCT POSITIONING

Canara Robeco Savings Fund an open-ended low duration debt scheme aiming at primarily generating accrual income from investments in money market and debt securities. The Scheme is ideally suited for investors looking at a comparatively lower risk strategy short term debt fund with a Macaulay duration between 6 months and 12 months.

QUANTITATIVE INFORMATION⁵

Yield to Maturity	6.80%
Modified Duration	0.72 Years
Average Maturity	0.80 Years

MATURITY PROFILE

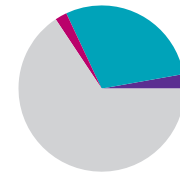
	% Allocation
Net Current Assets	1.40%
0 to 3 Months	2.73%
3 to 6 Months	17.35%
6 to 12 Months	57.93%
1 -2 years	12.41%
Greater Than 2 Years	8%

PORTFOLIO

Name of the Instruments	Rating	% to NAV
Money Market Instruments		65.72
Andhra Bank	A1+(CARE)	6.89
Bank of Baroda	A1+(IND)	6.88
Axis Bank Ltd	A1+(CRISIL)	4.67
HDFC Bank Ltd	A1+(IND)	4.59
Indian Bank	A1+(IND)	4.59
Housing Development Finance Corporation Ltd	A1+(ICRA)	4.59
Axis Finance Ltd	A1+(IND)	4.57
Axis Bank Ltd	A1+(CRISIL)	2.33
ICICI Bank Ltd	A1+(ICRA)	2.33
IndusInd Bank Ltd	A1+(CRISIL)	2.33
Kotak Mahindra Bank Ltd	A1+(CRISIL)	2.33
ICICI Bank Ltd	A1+(ICRA)	2.30
National Bank For Agriculture & Rural Development	A1+(CRISIL)	2.30
ICICI Bank Ltd	A1+(ICRA)	2.29
National Bank For Agriculture & Rural Development	A1+(IND)	2.29
Housing Development Finance Corporation Ltd	A1+(ICRA)	2.29
Small Industries Development Bank Of India	A1+(CARE)	2.29
Small Industries Development Bank Of India	A1+(CARE)	2.28
HDFC Bank Ltd	A1+(IND)	2.24
Bajaj Housing Finance Ltd	A1+(IND)	1.34
Debt Instruments		31.59
Mahindra & Mahindra Financial Services Ltd	AAA(IND)	3.55
Kotak Mahindra Prime Ltd	AAA(CRISIL)	2.69
LIC Housing Finance Ltd	AAA(CRISIL)	2.41
REC Ltd	AAA(CRISIL)	2.40
Sundaram Finance Ltd	AAA(CRISIL)	2.39
Housing Development Finance Corporation Ltd	AAA(CRISIL)	2.38
L & T Finance Ltd	AAA(CARE)	2.37
IDFC First Bank Ltd	AA+(BWR)	2.37
Reliance Industries Ltd	AAA(CRISIL)	1.89
NTPC Ltd	AAA(CRISIL)	1.47
Indiabulls Housing Finance Ltd	AAA(CARE)	1.43
Larsen & Toubro Ltd	AAA(CRISIL)	0.97
National Bank For Agriculture & Rural Development	AAA(CRISIL)	0.96
Power Finance Corporation Ltd	AAA(CRISIL)	0.96
REC Ltd	AAA(CRISIL)	0.95
Reliance Industries Ltd	AAA(CRISIL)	0.95
Power Grid Corporation of India Ltd	AAA(CRISIL)	0.49
HDB Financial Services Ltd	AAA(CRISIL)	0.48
Indiabulls Housing Finance Ltd	AAA(CARE)	0.48
Tri-party repo		1.30
Other Current Assets		1.39
Grand Total (Net Asset)		100.00

RATING PROFILE

(% to net assets)



Tri-party repo/REPO/ Reverse Repo & Net Current Assets	2.70%
AAA & Equivalent	29.19%
AA+ & Equivalent	2.37%
A1+ & Equivalent	65.73%

ASSET ALLOCATION



Tri-party repo/REPO/ Reverse Repo & Net Current Assets	2.70%
Certificate Of Deposit	52.94%
Commercial Paper	12.79%
NCDs/Bonds	31.57%

⁵Source ICRA MFI Explorer ● # Monthend AUM as on 31.07.2019

● ⁶The expense ratios mentioned for the schemes includes GST on investment management fees.

● As on date the said facility is available only in offline mode. ● Please refer page no. 39 for disclaimers.

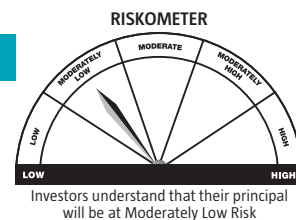
CANARA ROBECO SHORT DURATION FUND (CRSDF)

(as on July 31, 2019)

This product is suitable for investors who are seeking*:

- Income / capital appreciation over short term
- Investment in debt & money market instruments such that the Macaulay duration of the portfolio is between 1 year and 3 years

*Investors should consult their financial advisers if in doubt about whether the product is suitable for them.



FUND INFORMATION

CATEGORY/TYPE: Short Duration Fund - An open ended short term debt scheme investing in debt & money market instruments such that the Macaulay duration of the portfolio is between 1 year and 3 years

SCHEME OBJECTIVE : To generate returns by investing in a wide range of debt securities and money market instruments of various maturities and risk profile. However, there is no assurance that the objective of the Fund will be realised.

Monthend AUM[#] : ₹ 339.23 Crores

Monthly AVGAUM : ₹ 344.06 Crores

NAV : (as on July 31, 2019)

Direct Plan - Growth Option ₹ 18.9806

Regular Plan - Growth Option ₹ 18.0498

Direct Plan -

Monthly Dividend Option ₹ 16.0771

Regular Plan -

Monthly Dividend Option ₹ 14.8813

Regular Plan -

Quarterly Dividend Option ₹ 14.6313

Direct Plan -

Quarterly Dividend Option ₹ 15.5252

DAT E OF ALLOTMENT : 25 April, 2011

ASSET ALLOCATION :

Debt and Money Market instruments- 0% to 100% (Risk- Low to Medium)

Reits / Invts- 0% to 10% (Risk- Medium to High)

MINIMUM INVESTMENT :

₹ 5000 and in multiples of ₹ 1 thereafter

Subsequent purchases: Minimum amount of ₹ 1000 and multiples of ₹ 1 thereafter

SIP: For Any date*/monthly frequency - ₹ 1000 and in multiples of ₹ 1 thereafter

For quarterly frequency - ₹ 2000 and in multiples of ₹ 1 thereafter

STP: For Daily/Weekly/Monthly frequency - ₹ 1000 and in multiples of ₹ 1 thereafter

For quarterly frequency - ₹ 2000 and in multiples of ₹ 1 thereafter

SWP: For monthly frequency - ₹ 1000 and in multiples of ₹ 1 thereafter

For quarterly frequency - ₹ 2000 and in multiples of ₹ 1 thereafter

PLANS/OPTIONS :

Regular Plan- Growth Option

Regular Plan- Monthly Dividend Payout / Reinvestment Option

Regular Plan- Quarterly Dividend Payout/ Reinvestment Option

Direct Plan- Growth Option

Direct Plan- Monthly Dividend Payout / Reinvestment Option

Direct Plan- Quarterly Dividend Payout/ Reinvestment Option

ENTRY LOAD: Nil

EXIT LOAD: Nil

EXPENSE RATIO[^]:

Regular Plan : 1.02%

Direct Plan : 0.28%

BENCHMARK: CRISIL Short Term Bond Fund Index

FUND MANAGER : Ms. Suman Prasad

TOTAL EXPERIENCE : 20 Years

MANAGING THIS FUND : Since 16-Sep-12

PRODUCT POSITIONING

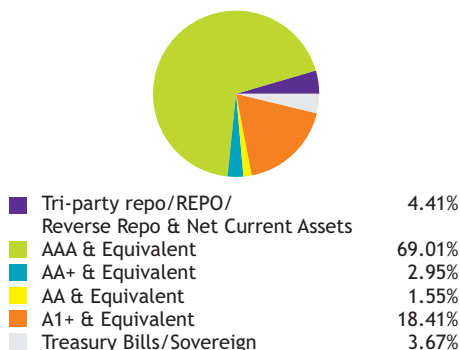
Canara Robeco Short Duration Fund is suitable for investors having short to medium term investment horizon with low volatility. The fund generates income predominantly from accrual yields on high quality Money Market Instruments, while an active trading strategy is followed for generating Alpha.

QUANTITATIVE INFORMATION[§]

Yield to Maturity	7.14%
Modified Duration	1.66 Years
Average Maturity	2.02 Years

RATING PROFILE

(% to net assets)



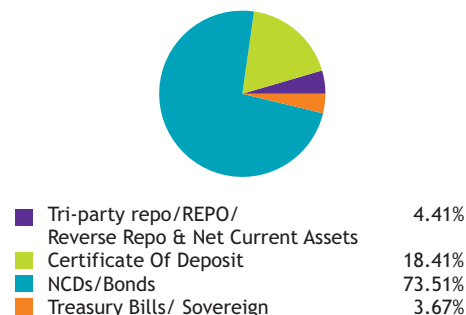
PORTFOLIO

Name of the Instruments	RATING	% to NAV
Money Market Instruments		18.41
Axis Bank Ltd	A1+(CRISIL)	7.10
Small Industries Development Bank Of India	A1+(CARE)	7.05
Indian Bank	A1+(IND)	4.26
Debt Instruments		73.49
Housing Development Finance Corporation Ltd	AAA(CRISIL)	6.32
NTPC Ltd	AAA(CRISIL)	4.53
Larsen & Toubro Ltd	AAA(CRISIL)	4.47
LIC Housing Finance Ltd	AAA(CRISIL)	4.43
Aditya Birla Finance Ltd	AAA(ICRA)	4.40
Reliance Industries Ltd	AAA(CRISIL)	4.38
National Bank For Agriculture & Rural Development	AAA(CRISIL)	3.01
Larsen & Toubro Ltd	AAA(CRISIL)	2.99
IDFC First Bank Ltd	AA+(CARE)	2.95
Mahindra & Mahindra Financial Services Ltd	AAA(IND)	2.94
National Bank For Agriculture & Rural Development	AAA(CRISIL)	2.94
Reliance Industries Ltd	AAA(CRISIL)	2.94
Kotak Mahindra Prime Ltd	AAA(CRISIL)	2.93
UltraTech Cement Ltd	AAA(CRISIL)	2.92
Power Grid Corporation of India Ltd	AAA(CRISIL)	2.13
Indian Railway Finance Corporation Ltd	AAA(CRISIL)	1.56
Indian Railway Finance Corporation Ltd	AAA(CRISIL)	1.56
Power Grid Corporation of India Ltd	AAA(CRISIL)	1.56
Power Grid Corporation of India Ltd	AAA(CRISIL)	1.55
National Bank For Agriculture & Rural Development	AAA(CRISIL)	1.52
Power Grid Corporation of India Ltd	AAA(CRISIL)	1.51
NTPC Ltd	AAA(CRISIL)	1.50
Tata Motors Ltd	AA(CARE)	1.49
Housing Development Finance Corporation Ltd	AAA(CRISIL)	1.48
Housing Development Finance Corporation Ltd	AAA(CRISIL)	1.48
Mahindra & Mahindra Financial Services Ltd	AAA(IND)	1.48
NHPC Ltd	AAA(CARE)	1.48
LIC Housing Finance Ltd	AAA(CRISIL)	0.59
ICICI Home Finance Company Ltd	AAA(CARE)	0.39
Blue Dart Express Ltd	AA(ICRA)	0.06
Government Securities		3.68
8.49% PUNJAB SDL UDAY 31-MAR-22	Sovereign	1.53
8.27% RAJASTHAN SDL UDAY 23-JUN-22	Sovereign	1.52
8.21% RAJASTHAN SDL UDAY 31-MAR-21	Sovereign	0.54
7.86% KARNATAKA SDL 15-MAR-27	Sovereign	0.09
Tri-party repo		2.65
Other Current Assets		1.77
Grand Total (Net Asset)		100.00

MATURITY PROFILE

	% Allocation
Net Current Assets	1.76%
0 to 3 Months	5.60%
3 to 6 Months	3.41%
6 to 12 Months	27.26%
1 -2 years	21.86%
Greater Than 2 Years	40%

ASSET ALLOCATION



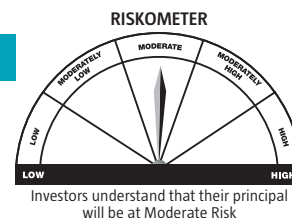
CANARA ROBECO INCOME FUND (CRINC)

(as on July 31, 2019)

This product is suitable for investors who are seeking*:

- Income / Capital appreciation over Medium to Long term
- Investment in debt & money market instruments such that the Macaulay duration of the portfolio is between 4 years and 7 years (Portfolio Macaulay duration under anticipated adverse situation is 1 year to 7 years)

*Investors should consult their financial advisers if in doubt about whether the product is suitable for them.



FUND INFORMATION

CATEGORY/TYPE: Medium To Long Duration Fund
- An open ended medium term debt scheme investing in debt & money market instruments such that the Macaulay duration of the portfolio is between 4 years - 7 years.
(Portfolio Macaulay duration under anticipated adverse situation is 1 year to 7 years)

SCHEME OBJECTIVE:

The Scheme seeks to generate income and capital appreciation through a portfolio constituted of medium to long term debt and money market securities and issuers of different risk profiles. However, there can be no assurance that the investment objective of the scheme will be realized.

Monthend AUM[§] : ₹ 107.77 Crores

Monthly AVGAUM : ₹ 107.19 Crores

NAV: (as on July 31, 2019)

Direct Plan - Quarterly Divi. Option ₹ 15.9238

Regular Plan - Quarterly Divi. Option ₹ 15.0727

Direct Plan - Growth Option ₹ 42.6004

Regular Plan - Growth Option ₹ 40.5963

DATE OF ALLOTMENT: September 19, 2002

ASSET ALLOCATION:

Debt and Money Market instruments- 0% to 100% (Risk- Low to Medium)

Reits/Invits- 0% to 10% (Risk- Medium to High)

MINIMUM INVESTMENT:

₹ 5000 and in multiples of ₹ 1 thereafter

Subsequent purchases: Minimum amount of ₹ 1000 and multiples of ₹ 1 thereafter

SIP: For Any date*/monthly frequency - ₹ 1000 and in multiples of ₹ 1 thereafter

For quarterly frequency - ₹ 2000 and in multiples of ₹ 1 thereafter

STP: For Daily/Weekly/Monthly frequency - ₹ 1000 and in multiples of ₹ 1 thereafter

For quarterly frequency - ₹ 2000 and in multiples of ₹ 1 thereafter

SWP: For monthly frequency - ₹ 1000 and in multiples of ₹ 1 thereafter

For quarterly frequency - ₹ 2000 and in multiples of ₹ 1 thereafter

PLANS / OPTIONS :

Regular Plan- Growth Option

Regular Plan - Quarterly Dividend Reinvestment Option/Payout Option

Direct Plan- Growth Option

Direct Plan - Quarterly Dividend Reinvestment Option/Payout Option

ENTRY LOAD: Nil

EXIT LOAD:

1% - if redeemed/switched out within 12 months from the date of allotment

EXPENSE RATIO[^]:

Regular Plan : 1.88%

Direct Plan : 0.75%

BENCHMARK: CRISIL Composite Bond Fund Index

FUND MANAGER: Mr. Avnish Jain

TOTAL EXPERIENCE: 25 Years

MANAGING THIS FUND: Since 25-June-14

PRODUCT POSITIONING

Canara Robeco Income Fund is an open ended medium term debt scheme investing in debt & money market instruments such that the Macaulay duration of the portfolio is between 4 years -7 years. However, the Portfolio Macaulay duration under anticipated adverse situation may be between 1 year and 7 years. Fund manager takes an active view of the interest rate movements. Based on the interest rate view, the duration of the portfolio will be decided along with the asset allocation pattern between sovereign & corporate bonds. As majority of the portfolio gets invested in high quality debt papers, which provides consistent accrual income to the portfolio.

QUANTITATIVE INFORMATION[§]

Yield to Maturity 7.30%

Modified Duration 5.23 Years

Average Maturity 7.85 Years

MATURITY PROFILE

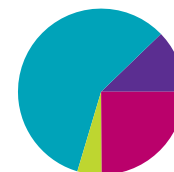
	% Allocation
Net Current Assets	5.80%
0 to 3 Months	6.42%
1 -2 years	6.50%
Greater Than 2 Years	81%

PORTFOLIO

Name of the Instruments	Rating	% to NAV
Debt Instruments		62.90
Power Grid Corporation of India Ltd	AAA(CRISIL)	4.96
Indian Railway Finance Corporation Ltd	AAA(CRISIL)	4.94
NTPC Ltd	AAA(CRISIL)	4.92
LIC Housing Finance Ltd	AAA(CRISIL)	4.88
Reliance Industries Ltd	AAA(CRISIL)	4.87
LIC Housing Finance Ltd	AAA(CRISIL)	4.71
National Bank For Agriculture & Rural Development	AAA(CRISIL)	4.68
Housing Development Finance Corporation Ltd	AAA(CRISIL)	4.66
Power Finance Corporation Ltd	AAA(CRISIL)	4.62
NTPC Ltd	AAA(CRISIL)	4.62
Tata Motors Ltd	AA(CARE)	4.61
Reliance Industries Ltd	AAA(CRISIL)	4.60
Indian Railway Finance Corporation Ltd	AAA(CRISIL)	3.94
National Bank For Agriculture & Rural Development	AAA(CRISIL)	1.89
Government Securities		24.88
7.57% GOI 17-JUN-33	Sovereign	9.95
7.50% GOI 10-AUG-34	Sovereign	9.85
7.17% GOI 08-JAN-28	Sovereign	4.80
8.47% MAHARASHTRA SDL 10-FEB-26	Sovereign	0.28
Tri-party repo		6.42
Other Current Assets		5.80
Grand Total (Net Asset)		100.00

RATING PROFILE

(% to net assets)



Tri-party repo/REPO/ Reverse Repo & Net Current Assets	12.22%
AAA & Equivalent	58.29%
AA & Equivalent	4.61%
Treasury Bills/Sovereign	24.88%

ASSET ALLOCATION



Tri-party repo/REPO/ Reverse Repo & Net Current Assets	12.22%
NCDs/Bonds	62.90%
Treasury Bills/ Sovereign	24.88%

[§]Source ICRA MFI Explorer ● # Monthend AUM as on 31.07.2019

● ^The expense ratios mentioned for the schemes includes GST on investment management fees.

● *As on date the said facility is available only in offline mode. ● Please refer page no. 39 for disclaimers.

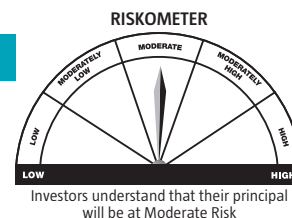
CANARA ROBECO DYNAMIC BOND FUND (CRDBF)

(as on July 31, 2019)

This product is suitable for investors who are seeking*:

- Income/ Capital appreciation by dynamically managing duration
- Investment in Debt and Money Market securities across duration

*Investors should consult their financial advisers if in doubt about whether the product is suitable for them.



FUND INFORMATION

CATEGORY/TYPE: Dynamic Bond - An open ended dynamic debt scheme investing across duration

SCHEME OBJECTIVE:

The objective of the fund is to seek to generate income from a portfolio of debt and money market securities. However, there can be no assurance that the investment objective of the scheme will be realized and the Fund does not assure or guarantee any returns.

Monthend AUM[#] : ₹ 113.14 Crores

Monthly AVGAUM : ₹ 111.72 Crores

NAV: (as on July 31, 2019)

Direct Plan - Dividend Option ₹ 14.5763

Direct Plan - Growth Option ₹ 22.5740

Regular Plan - Dividend Option ₹ 13.9376

Regular Plan - Growth Option ₹ 21.7426

DATE OF ALLOTMENT: May 29, 2009

ASSET ALLOCATION:

Government of India & Corporate Debt Securities (including Securitised Debt)* - 0% to 100% (Risk-Low to Medium)

Money Market Instruments - 0% to 100% (Risk-Low)

* Excluding Debt/GOI Securities with initial maturity of less than one year and Treasury bills

MINIMUM INVESTMENT :

₹ 5000 and in multiples of ₹ 1 thereafter

Subsequent purchases: Minimum amount of ₹ 1000 and multiples of ₹ 1 thereafter

SIP: For Any date*/monthly frequency - ₹ 1000 and in multiples of ₹ 1 thereafter
For quarterly frequency - ₹ 2000 and in multiples of ₹ 1 thereafter

STP: For Daily/Weekly/Monthly frequency - ₹ 1000 and in multiples of ₹ 1 thereafter
For quarterly frequency - ₹ 2000 and in multiples of ₹ 1 thereafter

SWP: For monthly frequency - ₹ 1000 and in multiples of ₹ 1 thereafter
For quarterly frequency - ₹ 2000 and in multiples of ₹ 1 thereafter

PLANS / OPTIONS :

Regular Plan - Growth
Regular Plan - Dividend Reinvestment

Regular Plan - Dividend Payout
Direct Plan - Growth Option

Direct Plan - Dividend Reinvestment Option/
Payout Option

ENTRY LOAD: Nil

EXIT LOAD:

-if redeemed / switched out within six months from the date of allotment: 0.50%

-if redeemed / switched out after six months from the date of allotment: Nil

EXPENSE RATIO[^]:

Regular Plan : 1.75%
Direct Plan : 0.96%

BENCHMARK: CRISIL Composite Bond Fund Index

FUND MANAGER: Mr. Girish Hisaria

TOTAL EXPERIENCE: 17 Years

MANAGING THIS FUND: Since 24-Aug-14

PRODUCT POSITIONING

Canara Robeco Dynamic Bond Fund intends to invest and trade in G-secs and Corporate Debt by identifying mispriced opportunities & capturing volatility trends. The fund aims at generating Alpha through free-style duration management depending on the interest rate view. At the same time it endeavours to capture accruals in the form of portfolio running yields on high-quality debt instruments.

QUANTITATIVE INFORMATION[§]

Yield to Maturity	6.84%
Modified Duration	5.41 Years
Average Maturity	7.90 Years

MATURITY PROFILE

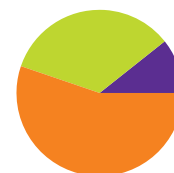
	% Allocation
Net Current Assets	2.50%
0 to 3 Months	8.59%
Greater Than 2 Years	89%

PORTFOLIO

Name of the Instruments	Rating	% to NAV
Debt Instruments		34.25
NTPC Ltd	AAA(CRISIL)	8.81
Reliance Industries Ltd	AAA(CRISIL)	4.72
Food Corporation Of India	AAA(SO)(CRISIL)	4.71
National Bank For Agriculture & Rural Development	AAA(CRISIL)	4.65
Small Industries Development Bank Of India	AAA(CARE)	4.57
REC Ltd	AAA(CRISIL)	4.49
LIC Housing Finance Ltd	AAA(CRISIL)	1.86
Power Finance Corporation Ltd	AAA(CRISIL)	0.44
Government Securities		55.10
7.57% GOI 17-JUN-33	Sovereign	17.06
7.27% GOI 08-APR-26	Sovereign	13.79
7.32% GOI 28-JAN-24	Sovereign	13.78
7.95% GOI 28-AUG-32	Sovereign	5.83
6.79% GOI 26-DEC-29	Sovereign	4.44
6.68% GOI 17-SEP-31	Sovereign	0.20
Tri-party repo		8.15
Other Current Assets		2.50
Grand Total (Net Asset)		100.00

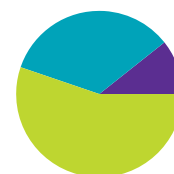
RATING PROFILE

(% to net assets)



Tri-party repo/REPO/ Reverse Repo & Net Current Assets	10.65%
AAA & Equivalent	34.25%
Treasury Bills/Sovereign	55.10%

ASSET ALLOCATION



Tri-party repo/REPO/ Reverse Repo & Net Current Assets	10.65%
NCDs/Bonds	34.25%
Treasury Bills/ Sovereign	55.10%

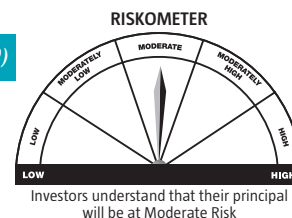
CANARA ROBECO CORPORATE BOND FUND (CRCBF)

(as on July 31, 2019)

This product is suitable for investors who are seeking*:

- Income / capital appreciation through a low credit risk strategy
- Investment in a portfolio constituted predominantly of AA+ and above rated corporate bonds

*Investors should consult their financial advisers if in doubt about whether the product is suitable for them.



FUND INFORMATION

CATEGORY/TYPE : Corporate Bond Fund - An open ended debt scheme predominantly investing in AA+ and above rated corporate bonds.

SCHEME OBJECTIVE : The Scheme seeks to generate income and capital appreciation through a portfolio constituted predominantly of AA+ and above rated Corporate Debt across maturities. However, there can be no assurance that the investment objective of the scheme will be realized

Monthend AUM[§] : ₹ 174.94 Crores

Monthly AVGAUM : ₹ 175.24 Crores

NAV : (as on July 31, 2019)

Direct Plan - Dividend Option ₹ 11.8026

Regular Plan - Dividend Option ₹ 11.3991

Direct Plan - Growth Option ₹ 15.8691

Regular Plan - Growth Option ₹ 15.3919

DATE OF ALLOTMENT : 7th February, 2014

ASSET ALLOCATION :

AA+ and above rated Corporate Debt of varying maturities - 80% to 100% (Risk- Low to Medium)

Other Debt (including government securities) and Money Market Instruments - 0% to 20% (Risk- Low to Medium)

Reits/Invits- 0% to 10% (Risk- Medium to High)

MINIMUM INVESTMENT:

₹ 5000 and in multiples of ₹ 1 thereafter

Subsequent purchases: Minimum amount of ₹ 1000 and multiples of ₹ 1 thereafter

SIP: For Any date*/monthly frequency - ₹ 1000 and in multiples of ₹ 1 thereafter

For quarterly frequency - ₹ 2000 and in multiples of ₹ 1 thereafter

STP: For Daily/Weekly/Monthly frequency - ₹ 1000 and in multiples of ₹ 1 thereafter

For quarterly frequency - ₹ 2000 and in multiples of ₹ 1 thereafter

SWP: For monthly frequency - ₹ 1000 and in multiples of ₹ 1 thereafter

For quarterly frequency - ₹ 2000 and in multiples of ₹ 1 thereafter

PLANS / OPTIONS :

Regular Plan- Growth Option

Regular Plan- Dividend Reinvestment Option/ Payout Option

Direct Plan- Growth Option

Direct Plan- Dividend Reinvestment Option/ Payout Option

ENTRY LOAD: Nil

EXIT LOAD:

For any redemption / switch out upto 10% of units within 1 Year from the date of allotment - Nil

For any redemption / switch out more than 10% of units within 1 Year from the date of allotment - 1%

For any redemption/switch out after 1 Year from the date of allotment - Nil

EXPENSE RATIO[^]:

Regular Plan : 1.02%

Direct Plan : 0.28%

BENCHMARK : CRISIL Composite Bond Fund Index

FUND MANAGER : Mr. Avnish Jain

TOTAL EXPERIENCE: 25 Years

MANAGING THIS FUND: Since 7-Feb-14

PRODUCT POSITIONING

Canara Robeco Corporate Bond Fund endeavours to generate accrual income by investing in High quality debt papers. The fund looks to benefit from the mispriced opportunities in the markets and a possible upgrade of rating of the instruments in which investments are made. The fund is suitable for investors who have a medium to long term investment horizon & a moderate risk appetite.

QUANTITATIVE INFORMATION[§]

Yield to Maturity 7.50%

Modified Duration 2.23 Years

Average Maturity 2.85 Years

MATURITY PROFILE

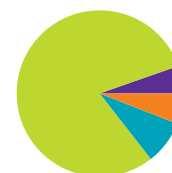
	% Allocation
Net Current Assets	2.77%
0 to 3 Months	2.48%
6 to 12 Months	20.08%
1 -2 years	25.92%
Greater Than 2 Years	49%

PORTFOLIO

Name of the Instruments	Rating	% to NAV
Debt Instruments		88.92
Tata Motors Ltd	AA(CARE)	8.67
Small Industries Development Bank Of India	AAA(CARE)	8.64
Aditya Birla Finance Ltd	AAA(ICRA)	7.55
NTPC Ltd	AAA(CRISIL)	5.86
National Bank For Agriculture & Rural Development	AAA(CRISIL)	5.83
Mahindra & Mahindra Financial Services Ltd	AAA(IND)	5.71
L & T Finance Ltd	AAA(ICRA)	5.70
Power Grid Corporation of India Ltd	AAA(CRISIL)	3.08
Reliance Industries Ltd	AAA(CRISIL)	3.05
Housing Development Finance Corporation Ltd	AAA(CRISIL)	3.04
NTPC Ltd	AAA(CRISIL)	3.03
Power Grid Corporation of India Ltd	AAA(CRISIL)	2.94
Housing Development Finance Corporation Ltd	AAA(CRISIL)	2.92
National Bank For Agriculture & Rural Development	AAA(CRISIL)	2.90
Power Finance Corporation Ltd	AAA(CRISIL)	2.88
Housing Development Finance Corporation Ltd	AAA(CRISIL)	2.87
LIC Housing Finance Ltd	AAA(CRISIL)	2.86
Mahindra & Mahindra Financial Services Ltd	AAA(IND)	2.86
Power Finance Corporation Ltd	AAA(CRISIL)	2.85
Reliance Industries Ltd	AAA(CRISIL)	2.85
Reliance Industries Ltd	AAA(CRISIL)	2.83
Government Securities		5.82
8.27% RAJASTHAN SDL UDAY 23-JUN-22	Sovereign	2.95
6.79% GOI 26-DEC-29	Sovereign	2.87
Tri-party repo		2.49
Other Current Assets		2.77
Grand Total (Net Asset)		100.00

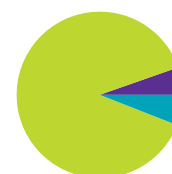
RATING PROFILE

(% to net assets)



Tri-party repo/REPO/Reverse Repo & Net Current Assets	5.26%
AAA & Equivalent	80.26%
AA & Equivalent	8.67%
Treasury Bills/Sovereign	5.82%

ASSET ALLOCATION



Tri-party repo/REPO/Reverse Repo & Net Current Assets	5.26%
NCDs/Bonds	88.92%
Treasury Bills/ Sovereign	5.82%

[§]Source ICRA MFI Explorer ● # Monthend AUM as on 31.07.2019

● ^The expense ratios mentioned for the schemes includes GST on investment management fees.

● *As on date the said facility is available only in offline mode. ● Please refer page no. 39 for disclaimers.

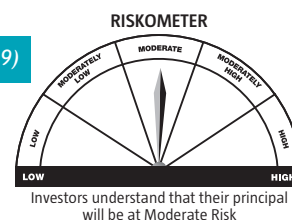
CANARA ROBECO GILT FUND (CRGILT)

(as on July 31, 2019)

This product is suitable for investors who are seeking*:

- Risk free return (except interest rate risk) and long term capital appreciation
- Investment in government securities across maturity

*Investors should consult their financial advisers if in doubt about whether the product is suitable for them.



FUND INFORMATION

CATEGORY/TYPE: Gilt Fund - An open-ended debt scheme investing in government securities across maturity

SCHEME OBJECTIVE: To provide risk free return (except interest rate risk) while maintaining stability of capital and liquidity. Being a dedicated Gilt Scheme, the funds will be invested in securities as defined under Sec. 2 (2) of Public Debt Act, 1944. However, there can be no assurance that the investment objective of the Scheme will be realized.

Monthend AUM[†] : ₹ 84.89 Crores

Monthly AVG AUM : ₹ 84.08 Crores

NAV: (as on July 31, 2019)
 Direct Plan - Dividend Option ₹ 15.6139
 Regular Plan - Dividend Option ₹ 15.0153
 Direct Plan - Growth Option ₹ 56.2197
 Regular Plan - Growth Option ₹ 54.4142

DATE OF ALLOTMENT: December 29, 1999

ASSET ALLOCATION:
 Govt. Securities - 80% to 100% (Risk- Low)
 Money Market Instruments - 0% to 20% (Risk- Low to Medium)

MINIMUM INVESTMENT:
 ₹ 5000 and in multiples of ₹ 1 thereafter
Subsequent purchases: Minimum amount of ₹ 1000 and multiples of ₹ 1 thereafter
SIP: For Any date*/monthly frequency - ₹ 1000 and in multiples of ₹ 1 thereafter
 For quarterly frequency - ₹ 2000 and in multiples of ₹ 1 thereafter
STP: For Daily/Weekly/Monthly frequency - ₹ 1000 and in multiples of ₹ 1 thereafter
 For quarterly frequency - ₹ 2000 and in multiples of ₹ 1 thereafter
SWP: For monthly frequency - ₹ 1000 and in multiples of ₹ 1 thereafter
 For quarterly frequency - ₹ 2000 and in multiples of ₹ 1 thereafter

PLANS / OPTIONS :
 Regular Plan- Growth Option
 Regular Plan- Dividend Reinvestment Option/
 Payout Option

Direct Plan- Growth Option
 Direct Plan- Dividend Reinvestment Option/
 Payout Option

ENTRY LOAD: Nil

EXIT LOAD : Nil

EXPENSE RATIO[^]:

Regular Plan : 1.25%

Direct Plan : 0.60%

BENCHMARK: Crisil Dynamic Gilt Fund Index

FUND MANAGER: Mr. Girish Hisaria

TOTAL EXPERIENCE: 17 Years

MANAGING THIS FUND: Since 24-Aug-14

PRODUCT POSITIONING

Canara Robeco Gilt Fund invests in G-Secs of varying maturity issued by Reserve Bank of India (RBI). Being invested in sovereign papers, the fund does not expose its investors to Credit Risk as in the case of other bond funds.

QUANTITATIVE INFORMATION[§]

Yield to Maturity 6.62%

Modified Duration 6.50 Years

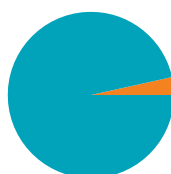
Average Maturity 9.48 Years

PORTFOLIO

Name of the Instruments	Rating	% to NAV
Government Securities		96.63
7.27% GOI 08-APR-26	Sovereign	36.74
7.57% GOI 17-JUN-33	Sovereign	27.78
8.30% GUJARAT SDL 13-MAR-29	Sovereign	6.38
7.26% GOI 14-JAN-29	Sovereign	6.26
7.32% GOI 28-JAN-24	Sovereign	6.12
6.79% GOI 26-DEC-29	Sovereign	5.92
7.95% GOI 28-AUG-32	Sovereign	5.18
7.17% GOI 08-JAN-28	Sovereign	2.11
8.13% GOI 22-JUN-45	Sovereign	0.14
Tri-party repo		1.03
Other Current Assets		2.34
Grand Total (Net Asset)		100.00

RATING PROFILE & ASSET ALLOCATION

(% to net assets)



Tri-party repo/REPO/ Reverse Repo & Net Current Assets	3.37%
Treasury Bills/Sovereign	96.63%

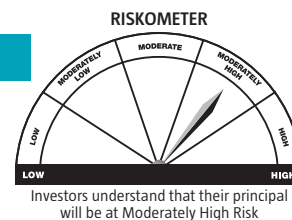
CANARA ROBECO CONSERVATIVE HYBRID FUND (CRCHF)

(as on July 31, 2019)

This product is suitable for investors who are seeking*:

- Income / Capital appreciation over medium term to long term
- Investment predominantly in debt and money market instruments and small portion in equity

*Investors should consult their financial advisers if in doubt about whether the product is suitable for them.



FUND INFORMATION

CATEGORY/TYPE: Conservative Hybrid Fund - An open-ended hybrid scheme investing predominantly in debt instruments

SCHEME OBJECTIVE: To generate income by investing in a wide range of Debt Securities and Money Market Instruments of various maturities and small portion in equities and Equity Related Instruments. However, there can be no assurance that the investment objective of the scheme will be realized.

Monthend AUM⁵ : ₹ 195.09 Crores

Monthly AVGAUM : ₹ 197.05 Crores

NAV: (as on July 31, 2019)

Direct Plan - Growth Option ₹ 61.3873

Regular Plan - Growth Option ₹ 57.3923

Direct Plan - Monthly Divi. Option ₹ 14.6210

Regular Plan - Monthly Divi. Option ₹ 13.4885

Regular Plan - Quarterly Divi. Option ₹ 12.9893

Direct Plan - Quarterly Divi. Option ₹ 14.1577

DATE OF ALLOTMENT: April 24, 1988

ASSET ALLOCATION:

Equity and equity related instruments- 10% - 25% (Risk- High)

Debt securities (including Securitised debt) with Money Market Instruments - 75% - 90% (Risk- Medium)

MINIMUM INVESTMENT:

₹ 5000 and in multiples of ₹ 1 thereafter

Subsequent purchases: Minimum amount of ₹ 1000 and multiples of ₹ 1 thereafter

SIP: For Any date*/monthly frequency - ₹ 1000 and in multiples of ₹ 1 thereafter

For quarterly frequency - ₹ 2000 and in multiples of ₹ 1 thereafter

STP: For Daily/Weekly/Monthly frequency - ₹ 1000 and in multiples of ₹ 1 thereafter

For quarterly frequency - ₹ 2000 and in multiples of ₹ 1 thereafter

SWP: For monthly frequency - ₹ 1000 and in multiples of ₹ 1 thereafter

For quarterly frequency - ₹ 2000 and in multiples of ₹ 1 thereafter

PLANS / OPTIONS: Regular Plan- Growth Option

Regular Plan - Monthly Dividend Payout / Reinvestment Option

Regular Plan- Quarterly Dividend Payout/ Reinvestment Option

Direct Plan- Growth Option

Direct Plan - Monthly Dividend Payout / Reinvestment Option

Direct Plan- Quarterly Dividend Payout/ Reinvestment Option

ENTRY LOAD: Nil

EXIT LOAD:

For any redemption / switch out upto 10% of units within 1 Year from the date of allotment - Nil

For any redemption / switch out more than 10% of units within 1 Year from the date of allotment - 1%

For any redemption / switch out after 1 Year from the date of allotment - Nil

EXPENSE RATIO⁵: Regular Plan : 1.94%

Direct Plan : 0.91%

BENCHMARK: CRISIL Hybrid 85+15-Conservative Index

FUND MANAGER:

1) Mr. Avnish Jain (For Debt Portfolio)

2) Mr. Miyush Gandhi (For Equity Portfolio)

TOTAL EXPERIENCE: 1) 25 Years 2) 12 Years

MANAGING THIS FUND: 1) Since 7-Oct-13 2) Since 15-June-18

PRODUCT POSITIONING

Canara Robeco Conservative Hybrid Fund is an open-ended hybrid scheme investing predominantly in debt instruments. Fund also takes small exposure in equity markets which endeavours to boost portfolio returns.

QUANTITATIVE INFORMATION⁵

Yield to Maturity 7.44%

Modified Duration 3.05 Years

Average Maturity 4.25 Years

MATURITY PROFILE

	% Allocation
0 to 3 Months	11.05%
6 to 12 Months	2.59%
1 -2 years	7.70%
Greater Than 2 Years	54%

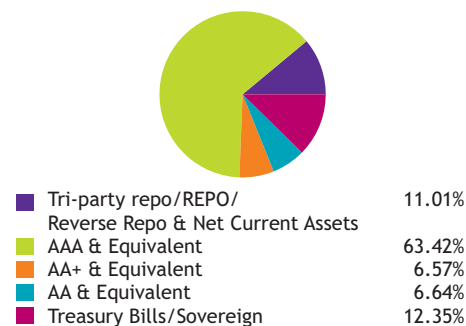
PORTFOLIO

Name of the Instruments	% to NAV
Equities	21.92
Listed	21.92
Banks	8.26
HDFC Bank Ltd	2.54
ICICI Bank Ltd	1.51
Kotak Mahindra Bank Ltd	1.46
State Bank of India	1.11
Axis Bank Ltd	1.08
City Union Bank Ltd	0.56
Software	2.39
Infosys Ltd	1.10
Tata Consultancy Services Ltd	1.04
CESC Ventures Ltd	0.25
Consumer Non Durables	2.27
ITC Ltd	0.93
Nestle India Ltd	0.84
Hindustan Unilever Ltd	0.50
Pharmaceuticals	1.64
Divi's Laboratories Ltd	0.84
IPCA Laboratories Ltd	0.49
Hikal Ltd	0.31
Petroleum Products	1.09
Reliance Industries Ltd	1.09
Finance	0.96
Creditaccess Grameen Ltd	0.54
Bajaj Finance Ltd	0.42
Construction Project	0.91
Larsen & Toubro Ltd	0.67
Ashoka Buildcon Ltd	0.24
Auto	0.81
Maruti Suzuki India Ltd	0.81
Auto Ancillaries	0.75
Minda Industries Ltd	0.45
Balkrishna Industries Ltd	0.30
Transportation	0.65
Transport Corporation of India Ltd	0.33
TCI Express Ltd	0.32
Industrial Capital Goods	0.59
The Anup Engineering Ltd	0.59
Ferrous Metals	0.44
Tata Steel Ltd	0.44
Consumer Durables	0.32
Titan Company Ltd	0.32
Chemicals	0.32
Atul Ltd	0.32
Cement	0.26

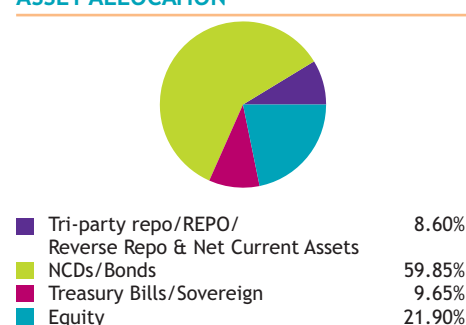
The Ramco Cements Ltd	0.26
Industrial Products	0.14
Bharat Forge Ltd	0.14
Retailing	0.12
Spencers Retail Ltd	0.12
Debt Instruments	59.86
LIC Housing Finance Ltd	8.09
Indian Railway Finance Corporation Ltd	5.44
NTPC Ltd	5.25
Housing Development Finance Corporation Ltd	5.15
IDFC First Bank Ltd	5.13
Aditya Birla Finance Ltd	5.11
Power Finance Corporation Ltd	5.11
REC Ltd	5.06
Reliance Industries Ltd	5.06
Reliance Industries Ltd	2.73
Tata Motors Ltd	2.59
Tata Motors Ltd	2.59
Power Finance Corporation Ltd	2.55
Government Securities	9.65
8.49% PUNJAB SDL UDAY 31-MAR-22	4.25
7.57% GOI 17-JUN-33	2.75
7.17% GOI 08-JAN-28	2.65
7.72% GOI 26-OCT-55	0.00
Tri-party repo	5.92
Other Current Assets	2.65
Grand Total (Net Asset)	100.00

RATING PROFILE

(% to net assets)



ASSET ALLOCATION



⁵Source ICRA MFI Explorer ● # Monthend AUM as on 31.07.2019

● ^The expense ratios mentioned for the schemes includes GST on investment management fees.

● *As on date the said facility is available only in offline mode. ● Please refer page no. 39 for disclaimers.

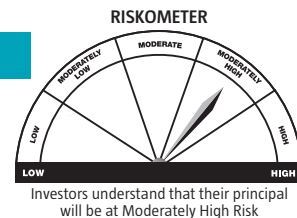
CANARA ROBECO EQUITY HYBRID FUND (CREHF)

(as on July 31, 2019)

This product is suitable for investors who are seeking*:

- Income/capital appreciation over long term
- Investment predominantly in equity and equity related instruments and a small portion in debt and money market instruments

*Investors should consult their financial advisers if in doubt about whether the product is suitable for them.



FUND INFORMATION

CATEGORY/TYPE: Aggressive Hybrid Fund - An open-ended hybrid scheme investing predominantly in equity and equity related instruments

SCHEME OBJECTIVE: To seek to generate long term capital appreciation and/or income from a portfolio constituted of equity and equity related securities as well as fixed income securities (debt and money market securities). However, there can be no assurance that the investment objective of the scheme will be realized

Monthend AUM⁶ : ₹ 2,298.03 Crores

Monthly AVGAUM : ₹ 2,315.55 Crores

NAV: (as on July 31, 2019)

Direct Plan - Monthly Divi. Option ₹ 81.28

Regular Plan - Monthly Divi. Option ₹ 74.58

Direct Plan - Growth Option ₹ 163.36

Regular Plan - Growth Option ₹ 154.85

DATE OF ALLOTMENT: February 1, 1993

ASSET ALLOCATION: Equity and equity related instruments- 65% - 80%. (Risk- High)

Debt and money market instruments 20% to 35%. (Risk- Low to Medium)

REITs/ InvITs - 0%-10% (Risk- Medium to High)

MINIMUM INVESTMENT:

₹ 5000 and in multiples of ₹ 1 thereafter

Subsequent purchases: Minimum amount of ₹ 1000 and multiples of ₹ 1 thereafter

SIP: For Any date*/monthly frequency - ₹ 1000 and in multiples of ₹ 1 thereafter. For quarterly frequency - ₹ 2000 and in multiples of ₹ 1 thereafter. For Daily/Weekly/Monthly frequency - ₹ 1000 and in multiples of ₹ 1 thereafter. For quarterly frequency - ₹ 2000 and in multiples of ₹ 1 thereafter. For monthly frequency - ₹ 1000 and in multiples of ₹ 1 thereafter. For quarterly frequency - ₹ 2000 and in multiples of ₹ 1 thereafter

PLANS / OPTIONS : Regular Plan- Growth Option

Regular Plan - Monthly Dividend Option (Payout and Reinvestment)

Direct Plan- Growth Option

Direct Plan - Monthly Dividend Option (Payout and Reinvestment)

ENTRY LOAD: Nil

EXIT LOAD: For any redemption / switch out upto 10% of units within 1 Year from the date of allotment - Nil. For any redemption / switch out more than 10% of units within 1 Year from the date of allotment - 1%. For any redemption / switch out after 1 Year from the date of allotment - Nil

EXPENSE RATIO⁶: Regular Plan : 2.15%

Direct Plan : 0.94%

BENCHMARK :

CRISIL Hybrid 35+65 - Aggressive Index

FUND MANAGER :

For Equity Portfolio 1) Mr. Shridatta Bhandwadar

2) Mr. Krishna Sanghavi

For Debt Portfolio 3) Mr. Avnish Jain

TOTAL EXPERIENCE :

1) 13 Years 2) 24 Years 3) 25 Years

MANAGING THIS FUND: 1) Since 5-July-16

2) Since 16-Oct-18 3) Since 7-Oct-13

PRODUCT POSITIONING

Canara Robeco Equity Hybrid Fund aims to generating long term capital appreciation through a prudent mix of equity and debt portfolio, making it more suitable for the average investor as it takes away the burden of focusing on asset allocation between equity & debt. The fund invests in a careful blend of select stocks and debt securities which effectively spreads the risk.

QUANTITATIVE INFORMATION⁵

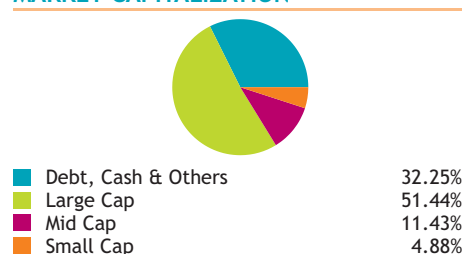
Standard Deviation	10.74
Portfolio Beta	1.10
Portfolio Turnover Ratio	3.55 times
R-Squared	0.89
Sharpe Ratio	0.30

PORTFOLIO

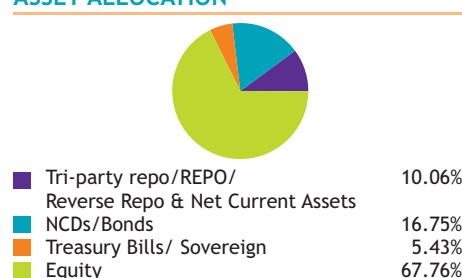
Name of the Instruments	% to NAV
-------------------------	----------

Equities	67.75
Listed	67.75
Banks	19.46
ICICI Bank Ltd	5.32
HDFC Bank Ltd	5.20
State Bank of India	3.13
Kotak Mahindra Bank Ltd	2.51
Axis Bank Ltd	2.47
City Union Bank Ltd	0.83
Consumer Non Durables	6.19
Hindustan Unilever Ltd	2.20
ITC Ltd	1.85
Asian Paints Ltd	1.40
Britannia Industries Ltd	0.74
Construction Project	5.34
Larsen & Toubro Ltd	4.15
Ashoka Buildcon Ltd	0.66
Engineers India Ltd	0.53
Software	4.91
Infosys Ltd	2.61
Tata Consultancy Services Ltd	1.05
Larsen & Toubro Infotech Ltd	0.55
Tech Mahindra Ltd	0.45
CESC Ventures Ltd	0.25
Finance	4.87
Housing Development Finance Corporation Ltd	2.54
ICICI Prudential Life Insurance Com Ltd	1.20
Bajaj Finance Ltd	1.13
Petroleum Products	3.98
Reliance Industries Ltd	3.32
Hindustan Petroleum Corporation Ltd	0.66
Pharmaceuticals	2.68
Divi's Laboratories Ltd	1.46
IPCA Laboratories Ltd	0.81
Jubilant Life Sciences Ltd	0.41
Consumer Durables	2.54
Voltas Ltd	0.78
Whirlpool Of India Ltd	0.72
Titan Company Ltd	0.66
Havells India Ltd	0.38
Power	2.35
Kalpataru Power Transmission Ltd	0.86
Cesc Ltd	0.78
NTPC Ltd	0.71
Chemicals	2.28
Navin Fluorine International Ltd	0.87
Atul Ltd	0.80
Solar Industries India Ltd	0.61
Industrial Products	2.12
AIA Engineering Ltd	0.73
Polycab India Ltd	0.62
Schaeffler India Ltd	0.44
Bharat Forge Ltd	0.33
Cement	2.07
Ultratech Cement Ltd	1.44
Shree Cement Ltd	0.63
Industrial Capital Goods	1.47
Honeywell Automation India Ltd	0.77
Siemens Ltd	0.70
Auto	1.32
Maruti Suzuki India Ltd	0.77
Mahindra & Mahindra Ltd	0.55
Auto Ancillaries	1.20
Balkrishna Industries Ltd	0.64
Endurance Technologies Ltd	0.56
Gas	1.10
Gujarat Gas Ltd	0.84
Indraprastha Gas Ltd	0.26
Hotels, Resorts And Other Recreational Activities	0.94
The Indian Hotels Co Ltd	0.94
Telecom - Services	0.92
Bharti Airtel Ltd	0.92
Ferrous Metals	0.74
Tata Steel Ltd	0.74
Transportation	0.58
Transport Corporation of India Ltd	0.58
Construction	0.48
Ahluwalia Contracts (India) Ltd	0.48
Retailing	0.21
Spencers Retail Ltd	0.21
Debt Instruments	16.73
Power Finance Corporation Ltd	1.30
Housing Development Finance Corporation Ltd	1.10
REC Ltd	1.10
Reliance Industries Ltd	0.91
Housing Development Finance Corporation Ltd	0.87
Indian Railway Finance Corporation Ltd	0.74
Indian Railway Finance Corporation Ltd	0.69
Small Industries Development Bank Of India	0.66
Power Finance Corporation Ltd	0.65
REC Ltd	0.64
Reliance Industries Ltd	0.64
Sundaram Finance Ltd	0.57
National Bank For Agriculture & Rural Development	0.52
LIC Housing Finance Ltd	0.46
Power Finance Corporation Ltd	0.44
National Bank For Agriculture & Rural Development	0.44
LIC Housing Finance Ltd	0.44
National Bank For Agriculture & Rural Development	0.43
Tata Motors Ltd	0.43
Power Finance Corporation Ltd	0.30
REC Ltd	0.30
Indian Railway Finance Corporation Ltd	0.23
Power Grid Corporation of India Ltd	0.23
NTPC Ltd	0.23
Power Grid Corporation of India Ltd	0.23
REC Ltd	0.22
LIC Housing Finance Ltd	0.22
Power Finance Corporation Ltd	0.22
REC Ltd	0.22
Bharat Petroleum Corporation Ltd	0.22
NTPC Ltd	0.22
Tata Motors Ltd	0.22
IDFC First Bank Ltd	0.22
Power Finance Corporation Ltd	0.21
Housing Development Finance Corporation Ltd	0.13
National Bank For Agriculture & Rural Development	0.04
Reliance Industries Ltd	0.04
Money Market Instruments	11.43
Tri-party repo	4.68
Reverse Repo (for India)	4.35
Treasury Bills	2.40
Government Securities	3.05
7.27% GOI 08-APR-26	0.68
6.84% GOI 19-DEC-22	0.67
7.50% GOI 10-AUG-34	0.46
8.15% GOI 24-NOV-26	0.24
8.24% GOI 15-FEB-27	0.24
7.32% GOI 28-JAN-24	0.23
7.40% GOI 09-SEP-35	0.23
6.79% GOI 26-DEC-29	0.22
7.42% MAHARASHTRA SDL 11-MAY-22	0.08
Net Current Assets	1.04
Grand Total (Net Asset)	100.00

MARKET CAPITALIZATION



ASSET ALLOCATION



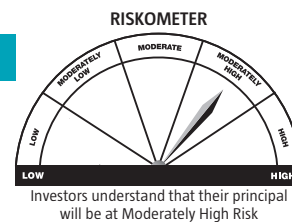
CANARA ROBECO GOLD EXCHANGE TRADED FUND (CRGETF)

(as on July 31, 2019)

This product is suitable for investors who are seeking*:

- Capital appreciation over long term that are in line with the performance of gold, subject to tracking errors
- Investment predominantly in Gold bullion of 0.995 fineness

*Investors should consult their financial advisers if in doubt about whether the product is suitable for them.



FUND INFORMATION

CATEGORY/TYPE : ETF - An open ended scheme tracking domestic price of gold

SCHEME OBJECTIVE :

The investment objective of the Scheme is to generate returns that are in line with the performance of gold, subject to tracking errors. However, there can be no assurance that the investment objective of the Scheme will be achieved

Monthend AUM[§] : ₹ 36.38 Crores

Monthly AVGAUM : ₹ 37.26 Crores

NAV : (as on July 31, 2019) : ₹ 3,222.4850

DATE OF ALLOTMENT : 19th March 2012

ASSET ALLOCATION :

Physical Gold- 95% - 100% (Risk- Medium)
Debt & Money Market Instruments (including Cash & Cash equivalents)- 0% - 5% (Risk- Low)

MINIMUM INVESTMENT:

Authorised Participants :

Application for subscription of CRGETF units directly with the Fund in Creation Unit Size at applicable NAV and applicable charges, if any, in exchange of physical gold of defined purity (fineness) and quantity and/or cash component, value of which is equivalent to Creation Unit Size. The Cash Component is to be settled with the AMC by means of RTGS/NEFT or Funds Transfer Letter of a bank where the scheme has a collection account

Large Investors:

Application for subscription of CRGETF Units directly with the Fund in Creation Unit Size at NAV based prices by payment of requisite Cash as determined by the AMC only by means of payment instruction of Real Time Gross Settlement (RTGS)/National Electronic Funds Transfer (NEFT) or Funds Transfer Letter of a bank where the Scheme has a collection account.

PLANS / OPTIONS : Nil

Exchange Listed : National Stock Exchange / BSE

ENTRY LOAD: Nil

EXIT LOAD:

Exit Load: Nil for Creation of Unit Size by Authorised Participants or by Large Investors directly with the fund in Creation Unit Size. For other investors: The units of the Scheme are compulsorily traded in dematerialized form, and hence, there shall be no entry/exit load for the units purchased or sold through stock exchanges. However, the investor shall have to bear costs in form of bid/ask spread and brokerage or such other cost as charged by his broker for transacting in units of the Scheme through secondary market.

EXPENSE RATIO[^]:

Regular Plan : 0.50%

Direct Plan : NA

BENCHMARK : Domestic Price of gold

FUND MANAGER : 1) Mr. Avnish Jain
2) Ms. Suman Prasad

TOTAL EXPERIENCE: 1) 25 Years
2) 20 Years

MANAGING THIS FUND: 1) Since 24-June-14
2) Since 14-May-18

PRODUCT POSITIONING

Canara Robeco Gold Exchange Traded Fund is for investors who want to benefit from movement in gold prices without holding physical gold. It follows passive investment strategy and is benchmarked to price of physical gold. It endeavours to track and provide returns similar to its benchmark ie. prices of domestic gold through investment in physical gold and money market instruments

MATURITY PROFILE

	% Allocation
Net Current Assets	-0.08%

TRACKING ERROR

Annualised Tracking error for Gold ETF as of July 2019 is 0.07 (Period: July 2013 to July 2019).


Source: Internal Calculation, Domestic Price of Gold- Nova Scotia Bank

PORTFOLIO

Name of the Instruments	% to NAV
GOLD	
GOLD 995 1KG BAR	98.33
Tri-party repo	1.76
Other Current Assets	-0.08
Grand Total (Net Asset)	100.00


RATING PROFILE

(% to net assets)



■ Tri-party repo/REPO/Reverse Repo & Net Current Assets 100.00%

ASSET ALLOCATION



■ Tri-party repo/REPO/Reverse Repo & Net Current Assets 1.67%

■ Gold ETFs 98.33%

[§]Source ICRA MFI Explorer • # Monthend AUM as on 31.07.2019

• [^]The expense ratios mentioned for the schemes includes GST on investment management fees.

• Please refer page no. 39 for disclaimers.

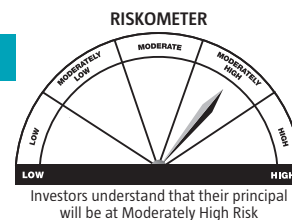
CANARA ROBECO GOLD SAVINGS FUND (CRGSF)

(as on July 31, 2019)

This product is suitable for investors who are seeking*:

- Capital appreciation that closely correspond to returns provided by Canara Robeco Gold Exchange Traded Fund
- Investment in units of Canara Robeco Gold Exchange Traded Fund

*Investors should consult their financial advisers if in doubt about whether the product is suitable for them.



FUND INFORMATION

CATEGORY/TYPE : Fund Of Funds (Domestic) - An open ended fund of fund scheme investing in Canara Robeco Gold ETF

SCHEME OBJECTIVE :

The objective of this scheme is to provide returns that closely correspond to returns provided by Canara Robeco Gold Exchange Traded Fund ("the Underlying Scheme")

Monthend AUM[§] : ₹ 36.33 Crores

Monthly AVG AUM : ₹ 36.34 Crores

NAV : (as on July 31, 2019)

Direct Plan - Dividend Option ₹ 10.3367

Regular Plan - Dividend Option ₹ 10.3055

Direct Plan - Growth Option ₹ 10.4022

Regular Plan - Growth Option ₹ 10.2997

DATE OF ALLOTMENT : June 25, 2012

ASSET ALLOCATION :

Units of Canara Robeco Gold ETF- 95% - 100% (Risk- Medium to High)

Debt and Money Market Instruments * (Including Cash Equivalent) and Mutual fund Schemes which invests predominantly in the money market securities or Liquid Schemes- 0% - 5% (Risk- Low to Medium)

*Money Market Instruments include commercial papers, commercial bills, treasury bills, and Government securities having an unexpired maturity upto one year, call or notice money, certificate of deposit, usance bills, "Tri-party repo" and any other like instruments as specified by the Reserve Bank of India from time to time.

MINIMUM INVESTMENT:

₹ 5000 and in multiples of ₹ 1 thereafter

Subsequent purchases: Minimum amount of ₹ 1000 and multiples of ₹ 1 thereafter

SIP: For Any date*/monthly frequency - ₹ 500 and in multiples of ₹ 1 thereafter

For quarterly frequency - ₹ 1000 and in multiples of ₹ 1 thereafter

STP: For Daily/Weekly/Monthly frequency - ₹ 500 and in multiples of ₹ 1 thereafter

For quarterly frequency - ₹ 1000 and in multiples of ₹ 1 thereafter

SWP: For monthly frequency - ₹ 500 and in multiples of ₹ 1 thereafter

For quarterly frequency - ₹ 1000 and in multiples of ₹ 1 thereafter

PLANS / OPTIONS :

Regular Plan- Growth Option

Regular Plan- Dividend Reinvestment Option/ Payout Option

Direct Plan- Growth Option

Direct Plan- Dividend Reinvestment Option/ Payout Option

ENTRY LOAD: Nil

EXIT LOAD:

2%- If redeemed or switched out on or before completion of 1 year from the date of allotment of units,

Nil - If redeemed or switched out after the completion of 1 year from the date of allotment of units

EXPENSE RATIO[^]:

Regular Plan : 0.59%

Direct Plan : 0.44%

BENCHMARK : The Scheme's performance will be benchmarked against the Domestic price of gold.

FUND MANAGER : 1) Mr. Avnish Jain
2) Ms. Suman Prasad

TOTAL EXPERIENCE: 1) 25 Years
2) 20 Years

MANAGING THIS FUND: 1) Since 24-June-14
2) Since 14-May-18

PRODUCT POSITIONING

Canara Robeco Gold Savings Fund is aimed at investors who want to benefit from movements in gold prices without holding physical gold. It follows a passive investment strategy and seeks to provide returns that closely correspond to the returns provided by Canara Robeco Gold ETF.

MATURITY PROFILE


	% Allocation
Net Current Assets	-0.22%

PORTFOLIO

Name of the Instruments	% to NAV
Mutual Fund Investments	96.38
Canara Robeco Gold ETF	96.38
Tri-party repo	3.84
Other Current Assets	-0.22
Grand Total (Net Asset)	100.00


RATING PROFILE

(% to net assets)



Tri-party repo/REPO/Reverse Repo & Net Current Assets 100.00%

ASSET ALLOCATION



Tri-party repo/REPO/Reverse Repo & Net Current Assets 3.62%

Gold ETFs 96.38%

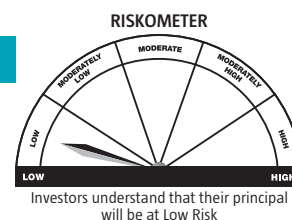
CANARA ROBECO OVERNIGHT FUND (CROF)

(as on July 31, 2019)

This product is suitable for investors who are seeking*:

- Regular income over short term that may be in line with the overnight call rates.
- Investment in overnight securities.

*Investors should consult their financial advisers if in doubt about whether the product is suitable for them.



FUND INFORMATION

CATEGORY/TYPE: Overnight Fund - An open-ended debt scheme investing in overnight securities

SCHEME OBJECTIVE:

The investment objective of the Scheme is to generate returns commensurate with low risk and providing high level of liquidity, through investments made primarily in overnight securities. However, there can be no assurance that the investment objective of the Scheme will be realized.

Monthend AUM[§] : ₹ 63.32 Crores

Monthly AVGAUM : ₹ 41.00 Crores

NAV: (as on July 31, 2019)

Regular Plan - Daily Dividend

Reinvestment Option ₹ 1,001.0000

Direct Plan - Daily Dividend

Reinvestment Option ₹ 1,001.0000

Direct Plan - Growth Option ₹ 1,001.2681

Regular Plan - Growth Option ₹ 1,001.2554

DATE OF ALLOTMENT: 24th July, 2019

ASSET ALLOCATION:

Overnight Securities *- 0% - 100% (Risk - Low)

*Overnight Securities: Debt and money market instruments with overnight interest rate risk such as debt instruments with one business day residual maturity. Overnight securities include synthetic overnight positions such as reverse repo/tri-party repo & other transactions where the interest rate is reset every business day.

MINIMUM INVESTMENT:

I. Lump sum Investment:

Minimum amount: ₹ 5,000.00 and multiples of ₹ 1.00 thereafter.

Additional purchases: Minimum amount of ₹ 1000.00 and multiples of ₹ 1.00 thereafter.

II. Systematic Transfer Plan (STP):

For Daily/Weekly/Monthly frequency - ₹ 1000/- and in multiples of ₹ 1/- thereafter.

For Quarterly frequency - ₹ 2000/- and in multiples of ₹ 1/- thereafter.

III. Systematic Withdrawal Plan (SWP):

For Monthly frequency - ₹ 1000/- and in multiples of ₹ 1/- thereafter.

For Quarterly frequency - ₹ 2000/- and in multiples of ₹ 1/- thereafter.

PLANS / OPTIONS :

Regular Plan- Growth Option

Regular Plan- Daily Dividend (Reinvestment) Options

Direct Plan- Growth Option

Direct Plan- Daily Dividend (Reinvestment) Options

ENTRY LOAD: Nil

EXIT LOAD: Nil

EXPENSE RATIO[^]:

Regular Plan : 0.12%

Direct Plan : 0.05%

BENCHMARK: CRISIL Overnight Index

FUND MANAGER : Ms. Suman Prasad

TOTAL EXPERIENCE : 20 Years

MANAGING THIS FUND : Since 24-July-19

PRODUCT POSITIONING

Fund predominantly invests in tri-party repos, overnight reverse repos and fixed income securities/instruments with maturity of one (1) business day. Fund has minimal interest rate and credit risk and tends to ensure a high degree of liquidity in the portfolio. Fund offers an alternative to corporate and individual investors who may want to park their idle funds for short period of time and expecting minimal interest rate and credit risk.

MATURITY PROFILE

	% Allocation
Net Current Assets	-0.01%
0 to 3 Months	100.01%

QUANTITATIVE INFORMATION[§]

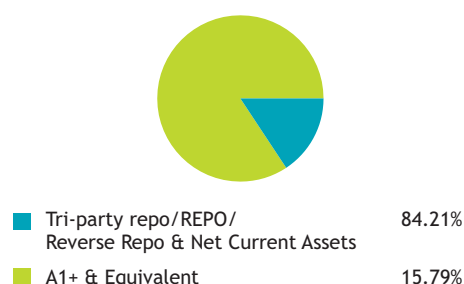
Yield to Maturity	5.67%
Modified Duration	0.00 Years
Average Maturity	0.00 Years

PORTFOLIO

Name of the Instruments	Rating	% to NAV
Money Market Instruments		15.79
National Bank For Agriculture & Rural Development	A1+(ICRA)	15.79
Tri-party repo		84.22
Other Current Assets		-0.01
Grand Total (Net Asset)		100.00

RATING PROFILE

(% to net assets)



ASSET ALLOCATION



[§]Source ICRA MFI Explorer • # Monthend AUM as on 31.07.2019

• [^]The expense ratios mentioned for the schemes includes GST on investment management fees.

• *As on date the said facility is available only in offline mode. • Please refer page no. 39 for disclaimers.

PERFORMANCE AT A GLANCE

(as on July 31, 2019)

EQUITY SCHEMES

CANARA ROBECO EQUITY DIVERSIFIED FUND

Fund Manager: Mr. Shridatta Bhandwalder / Mr. Krishna Sanghavi

Period	Returns (%)			Current Value of Standard Investment of ₹ 10000		
	Scheme	S&P BSE 200 TRI [#]	S&P BSE SENSEX TRI ^{##}	Scheme	S&P BSE 200 TRI [#]	S&P BSE SENSEX TRI ^{##}
Last 1 Year	-2.33%	-3.62%	0.93%	9767	9638	10093
Last 3 Years	10.03%	9.23%	11.49%	13329	13039	13865
Last 5 Years	9.16%	9.47%	9.09%	15500	15723	15456
Since Inception (CAGR)	17.47%	15.61%	17.39%	128960	100055	127637

The past performance may or may not be sustained in the future. Returns are based on growth NAV of Regular plan and are calculated on compounded annualized basis for a period of more than (or equal to) a year and absolute basis for a period less than a year. Inception Date: September 16, 2003. Different plans have a different expense structure. The current fund managers Mr. Shridatta Bhandwalder is managing the scheme since 5-July-16 and Mr. Krishna Sanghavi is managing the scheme since 16-October-18.

CANARA ROBECO INFRASTRUCTURE

Fund Manager: Mr. Shridatta Bhandwalder / Mr. Krishna Sanghavi

Period	Returns (%)			Current Value of Standard Investment of ₹ 10000		
	Scheme	S&P BSE India Infrastructure TRI [#]	S&P BSE SENSEX TRI ^{##}	Scheme	S&P BSE India Infrastructure TRI [#]	S&P BSE SENSEX TRI ^{##}
Last 1 Year	-7.19%	-9.44%	0.93%	9281	9056	10093
Last 3 Years	1.94%	3.71%	11.49%	10595	11157	13865
Last 5 Years	6.83%	2.56%	9.09%	13919	11351	15456
Since Inception (CAGR)	11.21%	0.00%	14.13%	42730	-	60884

The past performance may or may not be sustained in the future. Returns are based on growth NAV of Regular plan and are calculated on compounded annualized basis for a period of more than (or equal to) a year and absolute basis for a period less than a year. Inception Date: December 2, 2005. Different plans have a different expense structure. The current fund managers Mr. Shridatta Bhandwalder is managing the scheme since 29-September-18 and Mr. Krishna Sanghavi is managing the scheme since 16-October-18.

CANARA ROBECO EQUITY TAX SAVER FUND

Fund Manager: Ms. Cheenu Gupta / Mr. Krishna Sanghavi

Period	Returns (%)			Current Value of Standard Investment of ₹ 10000		
	Scheme	S&P BSE 100 TRI [#]	S&P BSE SENSEX TRI ^{##}	Scheme	S&P BSE 100 TRI [#]	S&P BSE SENSEX TRI ^{##}
Last 1 Year	-1.28	-2.29	0.93	9872	9771	10093
Last 3 Years	9.27	9.58	11.49	13053	13166	13865
Last 5 Years	9.46	8.96	9.09	15720	15365	15456
Since Inception (CAGR)	18.64	16.19	16.04	60125	48300	47645

The past performance may or may not be sustained in the future. Returns are based on growth NAV of Regular plan and are calculated on compounded annualized basis for a period of more than (or equal to) a year and absolute basis for a period less than a year. Inception Date: March 31, 1993. Different plans have a different expense structure. The current fund managers Ms. Cheenu Gupta is managing the scheme since 12-March-18 and Mr. Krishna Sanghavi is managing the scheme since 16-October-18.

CANARA ROBECO EMERGING EQUITIES

Fund Manager: Mr. Miyush Gandhi / Mr. Krishna Sanghavi

Period	Returns (%)			Current Value of Standard Investment of ₹ 10000		
	Scheme	NIFTY Large Midcap 250 TRI [#]	S&P BSE SENSEX TRI ^{##}	Scheme	NIFTY Large Midcap 250 TRI [#]	S&P BSE SENSEX TRI ^{##}
Last 1 Year	-9.20%	-7.66%	0.93%	9080	9234	10093
Last 3 Years	9.25%	8.38%	11.49%	13047	12735	13865
Last 5 Years	14.82%	10.42%	9.09%	19963	16419	15456
Since Inception (CAGR)	16.25%	N.A.	15.50%	87400	-	79609

The past performance may or may not be sustained in the future. Returns are based on growth NAV of Regular plan and are calculated on compounded annualized basis for a period of more than (or equal to) a year and absolute basis for a period less than a year. Inception Date: March 11, 2005. Different plans have a different expense structure. The current fund managers Mr. Miyush Gandhi is managing the scheme since 05-April-18 and Mr. Krishna Sanghavi is managing the scheme since 16-October-18.

CANARA ROBECO CONSUMER TRENDS FUND

Fund Manager: Ms. Cheenu Gupta / Mr. Krishna Sanghavi

Period	Returns (%)			Current Value of Standard Investment of ₹ 10000		
	Scheme	S&P BSE 100 TRI [#]	S&P BSE SENSEX TRI ^{##}	Scheme	S&P BSE 100 TRI [#]	S&P BSE SENSEX TRI ^{##}
Last 1 Year	-5.00%	-2.29%	0.93%	9500	9771	10093
Last 3 Years	9.86%	9.58%	11.49%	13266	13166	13865
Last 5 Years	13.12%	8.96%	9.09%	18531	15365	15456
Since Inception (CAGR)	14.22%	7.87%	13.06%	37210	21133	33651

The past performance may or may not be sustained in the future. Returns are based on growth NAV and are calculated on compounded annualized basis for a period of more than (or equal to) a year and absolute basis for a period less than a year. Inception Date: September 14, 2009. Different plans have a different expense structure. The current fund managers Ms. Cheenu Gupta is managing the scheme since 15-June-18 and Mr. Krishna Sanghavi is managing the scheme since 16-October-18.

Scheme Benchmark[#] ● Additional Benchmark^{##} ● Load is not taken into consideration for computation of returns. Returns of dividend option under the scheme for the investor would be net of distribution tax as applicable.

PERFORMANCE AT A GLANCE

(as on July 31, 2019)

EQUITY SCHEMES

CANARA ROBECO BLUE CHIP EQUITY FUND

Fund Manager: Mr. Shridatta Bhandwalder / Mr. Krishna Sanghavi

Period	Returns (%)			Current Value of Standard Investment of ₹ 10000		
	Scheme	S&P BSE 100 TRI [#]	S&P BSE SENSEX TRI ^{##}	Scheme	S&P BSE 100 TRI [#]	S&P BSE SENSEX TRI ^{##}
Last 1 Year	-1.50%	-2.29%	0.93%	9850	9771	10093
Last 3 Years	9.44%	9.58%	11.49%	13116	13166	13865
Last 5 Years	9.49%	8.96%	9.09%	15742	15365	15456
Since Inception (CAGR)	10.42%	9.98%	12.91%	24290	23436	29650

The past performance may or may not be sustained in the future. Returns are based on growth NAV of Regular plan and are calculated on compounded annualized basis for a period of more than (or equal to) a year and absolute basis for a period less than a year. Inception Date: August 20, 2010. Different plans have a different expense structure. The current fund managers Mr. Shridatta Bhandwalder is managing the scheme since 5-July-16 and Mr. Krishna Sanghavi is managing the scheme since 16-October-18.

CANARA ROBECO EQUITY HYBRID FUND

Fund Manager: Mr. Avnish Jain / Mr. Shridatta Bhandwalder / Mr. Krishna Sanghavi

Period	Returns (%)			Current Value of Standard Investment of ₹ 10000		
	Scheme	CRISIL Hybrid 35+65 - Aggressive Index [#]	S&P BSE SENSEX TRI ^{##}	Scheme	CRISIL Hybrid 35+65 - Aggressive Index [#]	S&P BSE SENSEX TRI ^{##}
Last 1 Year	0.49%	2.08%	0.93%	10049	10208	10093
Last 3 Years	8.61%	9.00%	11.49%	12818	12955	13865
Last 5 Years	10.56%	9.67%	9.09%	16524	15871	15456
Since Inception (CAGR)	10.89%	0.00%	12.11%	154850	-	207110

The past performance may or may not be sustained in the future. Returns are based on growth NAV of Regular plan and are calculated on compounded annualized basis for a period of more than (or equal to) a year and absolute basis for a period less than a year. Inception Date: February 1, 1993. Different plans have a different expense structure. The current fund managers Mr. Shridatta Bhandwalder is managing the scheme since 5-July-16, Mr. Krishna Sanghavi is managing the scheme since 16-October-18, and Mr. Avnish Jain is managing the scheme since 07-Oct-13.

INCOME / DEBT SCHEMES

CANARA ROBECO CONSERVATIVE HYBRID FUND

Fund Manager: Mr. Miyush Gandhi / Mr. Avnish Jain

Period	Returns (%)			Current Value of Standard Investment of ₹ 10000		
	Scheme	CRISIL Hybrid 85+15 - Conservative Index [#]	CRISIL 10 Year Gilt Index ^{##}	Scheme	CRISIL Hybrid 85+15 - Conservative Index [#]	CRISIL 10 Year Gilt Index ^{##}
Last 1 Year	6.48%	10.29%	16.64%	10648	11029	11664
Last 3 Years	6.17%	8.26%	7.55%	11971	12695	12446
Last 5 Years	7.19%	9.52%	9.23%	14152	15759	15555
Since Inception (CAGR)	10.33%	8.99%	6.58%	51845	42258	29087

The past performance may or may not be sustained in the future. Returns are based on growth NAV of Regular plan and are calculated on compounded annualized basis for a period of more than (or equal to) a year and absolute basis for a period less than a year. Inception Date: April 24, 1988. Different plans have a different expense structure. The current fund managers Mr. Miyush Gandhi is managing the scheme since 15-June-18 and Mr. Avnish Jain is managing the scheme since 7-Oct-13. As per the provisions of SEBI circular dated April 12, 2018 (Performance disclosure post consolidation/ Merger of Schemes), the past performance of aforesaid scheme is based on the historical NAV of Canara Robeco Income Saver Fund (erstwhile Canara Robeco Monthly Income Plan) and hence may not be comparable.

CANARA ROBECO SHORT DURATION FUND

Fund Manager: Ms. Suman Prasad

Period	Returns (%)			Current Value of Standard Investment of ₹ 10000		
	Scheme	CRISIL Short Term Bond Fund Index [#]	CRISIL 10 Year Gilt Index ^{##}	Scheme	CRISIL Short Term Bond Fund Index [#]	CRISIL 10 Year Gilt Index ^{##}
Last 1 Year	8.45%	9.57%	16.64%	10845	10957	11664
Last 3 Years	7.30%	7.53%	7.55%	12358	12437	12446
Last 5 Years	7.18%	8.32%	9.23%	14148	14918	15555
Since Inception (CAGR)	7.39%	8.55%	7.64%	18050	19704	18386

The past performance may or may not be sustained in the future. Returns are based on growth NAV of Regular plan and are calculated on compounded annualized basis for a period of more than (or equal to) a year and absolute basis for a period less than a year. Inception Date: April 25, 2011. Different plans have a different expense structure. The current fund manager Ms. Suman Prasad is managing the scheme since 16-Sep-12. As per the provisions of SEBI circular dated April 12, 2018 (Performance disclosure post consolidation/ Merger of Schemes), the past performance of aforesaid scheme is based on the historical NAV of Canara Robeco Short Duration Fund (erstwhile Canara Robeco Yield Advantage Fund) and hence may not be comparable.

Scheme Benchmark[#] • Additional Benchmark^{##} • Load is not taken into consideration for computation of returns. Returns of dividend option under the scheme for the investor would be net of distribution tax as applicable.

PERFORMANCE AT A GLANCE

(as on July 31, 2019)

INCOME / DEBT SCHEMES

CANARA ROBECO INCOME FUND

Fund Manager: Mr. Avnish Jain

Period	Returns (%)			Current Value of Standard Investment of ₹ 10000		
	Scheme	CRISIL Composite Bond Fund Index [#]	CRISIL 10 Year Gilt Index ^{##}	Scheme	CRISIL Composite Bond Fund Index [#]	CRISIL 10 Year Gilt Index ^{##}
Last 1 Year	12.16%	12.76%	16.64%	11216	11276	11664
Last 3 Years	7.59%	7.95%	7.55%	12458	12586	12446
Last 5 Years	8.67%	9.37%	9.23%	15160	15654	15555
Since Inception (CAGR)	8.66%	7.11%	6.71%	40596	31857	29933

The past performance may or may not be sustained in the future. Returns are based on growth NAV of Regular plan and are calculated on compounded annualized basis for a period of more than (or equal to) a year and absolute basis for a period less than a year. Inception Date: September 19, 2002. Different plans have a different expense structure. The current fund manager Mr. Avnish Jain is managing the scheme since 25-June-14

CANARA ROBECO LIQUID FUND

Fund Manager: Mr. Girish Hisaria /Ms. Suman Prasad

Period	Returns (%)			Current Value of Standard Investment of ₹ 10000		
	Scheme	Crisil Liquid Fund Index [#]	CRISIL Money Market Index ^{##}	Scheme	Crisil Liquid Fund Index [#]	CRISIL Money Market Index ^{##}
Last 1 Year	7.22%	7.61%	8.29%	10722	10761	10829
Last 3 Years	6.95%	7.15%	7.45%	12236	12305	12410
Last 5 Years	7.47%	7.60%	7.86%	14342	14423	14602
Since Inception (CAGR)	7.84%	7.57%	7.87%	23028	22398	23087
Last 7 Days	5.96%	6.62%	7.85%	10011	10013	10015
Last 14 Days	5.99%	6.39%	7.12%	10025	10026	10029
Last 30 Days	6.20%	6.95%	8.35%	10056	10063	10076

The past performance may or may not be sustained in the future. Returns are based on growth NAV and are calculated on compounded annualized basis for a period of more than (or equal to) a year and Simple annualized basis for a period less than a year. Inception Date: Retail Plan : January 15, 2002. Institutional Plan : May 31, 2004. Regular Plan : July 15, 2008. The face value was changed to ₹1000 w.e.f Aug 20, 2011. Different plans have a different expense structure. The current fund managers Mr. Girish Hisaria is managing the scheme since 24-Aug-14 and Ms. Suman Prasad is managing the scheme since 18-Mar-11

CANARA ROBECO ULTRA SHORT TERM FUND

Fund Manager: Mr. Girish Hisaria /Ms. Suman Prasad

Period	Returns (%)			Current Value of Standard Investment of ₹ 10000		
	Scheme	Crisil Liquid Fund Index [#]	CRISIL Money Market Index ^{##}	Scheme	Crisil Liquid Fund Index [#]	CRISIL Money Market Index ^{##}
Last 1 Year	6.77%	7.61%	8.29%	10677	10761	10829
Last 3 Years	6.18%	7.15%	7.45%	11974	12305	12410
Last 5 Years	7.08%	7.60%	7.86%	14084	14423	14602
Since Inception (CAGR)	7.73%	7.57%	7.87%	28262	22403	23092

The past performance may or may not be sustained in the future. Returns are based on growth NAV and are calculated on compounded annualized basis for a period of more than (or equal to) a year and absolute basis for a period less than a year. Inception Date: Retail Plan : September 16, 2003. Institutional Plan : August 21, 2007. Regular Plan : July 14, 2008. The face value was changed to ₹1000 w.e.f Aug 20, 2011. Different plans have a different expense structure. The current fund managers Mr. Girish Hisaria is managing the scheme since 24-Aug-14 and Ms. Suman Prasad is managing the scheme since 12-Apr-11

CANARA ROBECO DYNAMIC BOND FUND

Fund Manager: Mr. Girish Hisaria

Period	Returns (%)			Current Value of Standard Investment of ₹ 10000		
	Scheme	Crisil Composite Bond Fund Index [#]	CRISIL 10 Year Gilt Index ^{##}	Scheme	Crisil Composite Bond Fund Index [#]	CRISIL 10 Year Gilt Index ^{##}
Last 1 Year	11.15%	12.76%	16.64%	11115	11276	11664
Last 3 Years	7.28%	7.95%	7.55%	12353	12586	12446
Last 5 Years	8.80%	9.37%	9.23%	15248	15654	15555
Since Inception (CAGR)	7.93%	7.97%	6.52%	21743	21828	19026

The past performance may or may not be sustained in the future. Returns are based on growth NAV of Regular plan and are calculated on compounded annualized basis for a period of more than (or equal to) a year and absolute basis for a period less than a year. Inception Date: May 29, 2009. Different plans have a different expense structure. The current fund manager Mr. Girish Hisaria is managing the scheme since 24-Aug-14

Scheme Benchmark[#] ● Additional Benchmark^{##} ● Load is not taken into consideration for computation of returns. Returns of dividend option under the scheme for the investor would be net of distribution tax as applicable.

PERFORMANCE AT A GLANCE

(as on July 31, 2019)

INCOME / DEBT SCHEMES

CANARA ROBECO CORPORATE BOND FUND

Fund Manager: Mr. Avnish Jain

Period	Returns (%)			Current Value of Standard Investment of ₹ 10000		
	Scheme	Crisil Composite Bond Fund Index [#]	CRISIL 10 Year Gilt Index ^{##}	Scheme	Crisil Composite Bond Fund Index [#]	CRISIL 10 Year Gilt Index ^{##}
Last 1 Year	9.54%	12.76%	16.64%	10954	11276	11664
Last 3 Years	6.96%	7.95%	7.55%	12242	12586	12446
Last 5 Years	7.87%	9.37%	9.23%	14606	15654	15555
Since Inception (CAGR)	8.19%	9.69%	9.23%	15392	16596	16221

The past performance may or may not be sustained in the future. Returns are based on growth NAV of Regular plan and are calculated on compounded annualized basis for a period of more than (or equal to) a year and absolute basis for a period less than a year. Inception Date: 7th February, 2014. Different plans have a different expense structure. The current fund manager Mr. Avnish Jain is managing the scheme since 7-Feb-14. The above scheme is in existence for less than 3 or 5 years

CANARA ROBECO SAVINGS FUND

Fund Manager: Mr. Girish Hisaria /Ms. Suman Prasad

Period	Returns (%)			Current Value of Standard Investment of ₹ 10000		
	Scheme	CRISIL Ultra Short Term Debt Index [#]	CRISIL Money Market Index ^{##}	Scheme	CRISIL Ultra Short Term Debt Index [#]	CRISIL Money Market Index ^{##}
Last 1 Year	8.22%	8.47%	8.29%	10822	10847	10829
Last 3 Years	7.40%	7.58%	7.45%	12393	12456	12410
Last 5 Years	7.90%	8.00%	7.86%	14627	14694	14602
Since Inception (CAGR)	7.93%	7.93%	7.57%	30052	30062	28617

The past performance may or may not be sustained in the future. Returns are based on growth NAV of Regular plan and are calculated on compounded annualized basis for a period of more than (or equal to) a year and absolute basis for a period less than a year. Inception Date: March 4, 2005. Different plans have a different expense structure. The current fund managers Mr. Girish Hisaria is managing the scheme since 24-Aug-14 and Ms. Suman Prasad is managing the scheme since 12-Apr-11

CANARA ROBECO GOLD EXCHANGE TRADED FUND

Fund Manager: Mr. Avnish Jain / Ms. Suman Prasad

Period	Returns (%)		Current Value of Standard Investment of ₹ 10000	
	Scheme	Domestic Price of Gold [#]	Scheme	Domestic Price of Gold [#]
Last 1 Year	16.49%	20.43%	11649	12043
Last 3 Years	3.19%	4.61%	10990	11451
Last 5 Years	3.64%	5.63%	11959	13155
Since Inception (CAGR)	1.94%	3.77%	11519	13131

The past performance may or may not be sustained in the future. Returns are based on growth NAV of Regular plan and are calculated on compounded annualized basis for a period of more than (or equal to) a year and absolute basis for a period less than a year. Inception Date: 19th March, 2012. Different plans have a different expense structure. The current fund managers Mr. Avnish Jain is managing the scheme since 25-June-14 and Ms. Suman Prasad is managing the scheme since 14-May-18. Mr. Kiran Shetty managed the scheme since 1-Apr-12 till 14-May-18

CANARA ROBECO GOLD SAVINGS FUND

Fund Manager: Mr. Avnish Jain / Ms. Suman Prasad

Period	Returns (%)		Current Value of Standard Investment of ₹ 10000	
	Scheme	Domestic price of gold [#]	Scheme	Domestic price of gold [#]
Last 1 Year	15.70%	20.43%	11570	12043
Last 3 Years	2.52%	4.61%	10776	11451
Last 5 Years	2.85%	5.63%	11510	13155
Since Inception (CAGR)	0.42%	2.90%	10300	12251

The past performance may or may not be sustained in the future. Returns are based on growth NAV of Regular plan and are calculated on compounded annualized basis for a period of more than (or equal to) a year and absolute basis for a period less than a year. Inception Date: 25th June, 2012. Different plans have a different expense structure. The current fund managers Mr. Avnish Jain is managing the scheme since 7-Oct-13 and Ms. Suman Prasad is managing the scheme since 14-May-18. Mr. Kiran Shetty managed the scheme since 25-Jun-15 till 14-May-18. The above scheme is in existence for less than 3 or 5 years

CANARA ROBECO GILT FUND

Fund Manager: Mr. Girish Hisaria

Period	Returns (%)			Current Value of Standard Investment of ₹ 10000		
	Scheme	Crisil Dynamic Gilt Fund Index [#]	CRISIL 10 Year Gilt Index ^{##}	Scheme	Crisil Dynamic Gilt Fund Index [#]	CRISIL 10 Year Gilt Index ^{##}
Last 1 Year	13.43%	14.63%	16.64%	11343	11463	11664
Last 3 Years	8.15%	7.80%	7.55%	12656	12534	12446
Last 5 Years	10.06%	9.54%	9.23%	16155	15776	15555
Since Inception (CAGR)	9.03%	9.03%	N.A.	54414	54411	-

The past performance may or may not be sustained in the future. Returns are based on growth NAV of Regular plan and are calculated on compounded annualized basis for a period of more than (or equal to) a year and absolute basis for a period less than a year. Inception Date: December 29, 1999. Different plans have a different expense structure. The current fund manager Mr. Girish Hisaria is managing the scheme since 24-Aug-14

Scheme Benchmark[#] ● Additional Benchmark^{##} ● Load is not taken into consideration for computation of returns. Returns of dividend option under the scheme for the investor would be net of distribution tax as applicable.

Scheme Performance - Fund Manager wise

(as on July 31, 2019)

Fund Manager: Mr. Shridatta Bhandwaladar

Scheme Names	CAGR (%)							
	1 Year Return		3 Years Return		5 Years Return		Since Inception	
	Scheme	Benchmark [#]	Scheme	Benchmark [#]	Scheme	Benchmark [#]	Scheme	Benchmark [#]
CANARA ROBECO EQUITY DIVERSIFIED FUND	-2.33%	-3.62%	10.03%	9.23%	9.16%	9.47%	17.47%	15.61%
CANARA ROBECO BLUE CHIP EQUITY FUND	-1.50%	-2.29%	9.44%	9.58%	9.49%	8.96%	10.42%	9.98%
CANARA ROBECO EQUITY HYBRID FUND	0.49%	2.08%	8.61%	9.00%	10.56%	9.67%	10.89%	0.00%
CANARA ROBECO INFRASTRUCTURE	-7.19%	-9.44%	1.94%	3.71%	6.83%	2.56%	11.21%	0.00%

Note:

- Mr. Shridatta Bhandwaladar manages 4 open-ended schemes of Canara Robeco Mutual Fund.
- Period for which scheme's performance has been provided is computed basis last day of the month-end preceding the date of advertisement
- Different plans shall have a different expense structure. The performance details provided herein are of Regular plan - Growth Option.
- Past performance may or may not be sustained in the future.

Fund Manager: Mr. Miyush Gandhi

Scheme Names	CAGR (%)							
	1 Year Return		3 Years Return		5 Years Return		Since Inception	
	Scheme	Benchmark [#]	Scheme	Benchmark [#]	Scheme	Benchmark [#]	Scheme	Benchmark [#]
CANARA ROBECO EMERGING EQUITIES	-9.20%	-7.66%	9.25%	8.38%	14.82%	10.42%	16.25%	N.A.
CANARA ROBECO CONSERVATIVE HYBRID FUND	6.48%	10.29%	6.17%	8.26%	7.19%	9.52%	10.33%	8.99%

Note:

- Mr. Miyush Gandhi manages 2 open-ended schemes of Canara Robeco Mutual Fund.
- Period for which scheme's performance has been provided is computed basis last day of the month-end preceding the date of advertisement
- Different plans shall have a different expense structure. The performance details provided herein are of Regular Plan – Growth Option
- As per the provisions of SEBI circular dated April 12, 2018 (Performance disclosure post consolidation/ Merger of Schemes), the past performance of aforesaid scheme is based on the historical NAV of Canara Robeco Income Saver Fund (erstwhile Canara Robeco Monthly Income Plan) and hence may not be comparable.
- Past performance may or may not be sustained in the future.

Fund Manager: Mr. Krishna Sanghavi

Scheme Names	CAGR (%)							
	1 Year Return		3 Years Return		5 Years Return		Since Inception	
	Scheme	Benchmark [#]	Scheme	Benchmark [#]	Scheme	Benchmark [#]	Scheme	Benchmark [#]
CANARA ROBECO EQUITY DIVERSIFIED FUND	-2.33%	-3.62%	10.03%	9.23%	9.16%	9.47%	17.47%	15.61%
CANARA ROBECO BLUE CHIP EQUITY FUND	-1.50%	-2.29%	9.44%	9.58%	9.49%	8.96%	10.42%	9.98%
CANARA ROBECO EQUITY HYBRID FUND	0.49%	2.08%	8.61%	9.00%	10.56%	9.67%	10.89%	0.00%
CANARA ROBECO INFRASTRUCTURE	-7.19%	-9.44%	1.94%	3.71%	6.83%	2.56%	11.21%	0.00%
CANARA ROBECO CONSUMER TRENDS FUND	-5.00%	-2.29%	9.86%	9.58%	13.12%	8.96%	14.22%	7.87%
CANARA ROBECO EMERGING EQUITIES	-9.20%	-7.66%	9.25%	8.38%	14.82%	10.42%	16.25%	N.A.
CANARA ROBECO EQUITY TAX SAVER FUND	-1.28%	-2.29%	9.27%	9.58%	9.46%	8.96%	18.64%	16.19%
CANARA ROBECO SMALL CAP FUND* (Date of Allotment – 15.02.2019)	N.A.	N.A.	N.A.	N.A.	N.A.	N.A.	-9.60%	-2.82%

Note:

- Mr. Krishna Sanghavi manages 8 open-ended schemes of Canara Robeco Mutual Fund.
- Period for which scheme's performance has been provided is computed basis last day of the month-end preceding the date of advertisement
- Different plans shall have a different expense structure. The performance details provided herein are of Regular plan - Growth Option.
- Past performance may or may not be sustained in the future.
- *The performance of Canara Robeco Small Cap fund is based on absolute returns as the tenure of the scheme is less than 1 year.

Fund Manager: Ms. Cheenu Gupta

Scheme Names	CAGR (%)							
	1 Year Return		3 Years Return		5 Years Return		Since Inception	
	Scheme	Benchmark [#]	Scheme	Benchmark [#]	Scheme	Benchmark [#]	Scheme	Benchmark [#]
CANARA ROBECO EQUITY TAX SAVER FUND	-1.28%	-2.29%	9.27%	9.58%	9.46%	8.96%	18.64%	16.19%
CANARA ROBECO CONSUMER TRENDS FUND	-5.00%	-2.29%	9.86%	9.58%	13.12%	8.96%	14.22%	7.87%
CANARA ROBECO SMALL CAP FUND* (Date of Allotment – 15.02.2019)	N.A.	N.A.	N.A.	N.A.	N.A.	N.A.	-9.60%	-2.82%

Note:

- Ms. Cheenu Gupta manages 3 open-ended schemes of Canara Robeco Mutual Fund.
- Period for which scheme's performance has been provided is computed basis last day of the month-end preceding the date of advertisement
- Different plans shall have a different expense structure. The performance details provided herein are of Regular plan - Growth Option
- Past performance may or may not be sustained in the future.
- *The performance of Canara Robeco Small Cap fund is based on absolute returns as the tenure of the scheme is less than 1 year.

*For scheme benchmark please refer page no 25-28 • Load is not taken into consideration for computation of returns. Returns of dividend option under the scheme for the investor would be net of distribution tax as applicable. • In case the number of schemes managed by a fund manager is more than six, performance data of schemes including top 3 and bottom 3 schemes managed by fund manager is provided.

Scheme Performance - Fund Manager wise

(as on July 31, 2019)

Fund Manager: Mr. Avnish Jain

Scheme Names	CAGR (%)							
	1 Year Return		3 Years Return		5 Years Return		Since Inception	
	Scheme	Benchmark [#]	Scheme	Benchmark [#]	Scheme	Benchmark [#]	Scheme	Benchmark [#]
CANARA ROBECO EQUITY HYBRID FUND*	0.49%	2.08%	8.61%	9.00%	10.56%	9.67%	10.89%	0.00%
CANARA ROBECO CONSERVATIVE HYBRID FUND*	6.48%	10.29%	6.17%	8.26%	7.19%	9.52%	10.33%	8.99%
CANARA ROBECO INCOME FUND	12.16%	12.76%	7.59%	7.95%	8.67%	9.37%	8.66%	7.11%
CANARA ROBECO GOLD EXCHANGE TRADED FUND	16.49%	20.43%	3.19%	4.61%	3.64%	5.63%	1.94%	3.77%
CANARA ROBECO GOLD SAVINGS FUND	15.70%	20.43%	2.52%	4.61%	2.85%	5.63%	0.42%	2.90%
CANARA ROBECO CORPORATE BOND FUND	9.54%	12.76%	6.96%	7.95%	7.87%	9.37%	8.19%	9.69%

- Note:
- Mr. Avnish Jain manages 6 open-ended schemes of Canara Robeco Mutual Fund.
 - Period for which scheme's performance has been provided is computed basis last day of the month-end preceding the date of advertisement
 - Different plans shall have a different expense structure. The performance details provided herein are of Regular plan - Growth Option.
 - *Managing the portfolio only for debt allocation
 - As per the provisions of SEBI circular dated April 12, 2018 (Performance disclosure post consolidation/ Merger of Schemes), the past performance of aforesaid scheme is based on the historical NAV of Canara Robeco Income Saver Fund (erstwhile Canara Robeco Monthly Income Plan) and hence may not be comparable.
 - Past performance may or may not be sustained in the future.

Fund Manager: Mr. Girish Hisaria

Scheme Names	CAGR (%)							
	1 Year Return		3 Years Return		5 Years Return		Since Inception	
	Scheme	Benchmark [#]	Scheme	Benchmark [#]	Scheme	Benchmark [#]	Scheme	Benchmark [#]
CANARA ROBECO GILT FUND	13.43%	14.63%	8.15%	7.80%	10.06%	9.54%	9.03%	9.03%
CANARA ROBECO LIQUID FUND	7.22%	7.61%	6.95%	7.15%	7.47%	7.60%	7.84%	7.57%
CANARA ROBECO ULTRA SHORT TERM FUND	6.77%	7.61%	6.18%	7.15%	7.08%	7.60%	7.73%	7.57%
CANARA ROBECO DYNAMIC BOND FUND	11.15%	12.76%	7.28%	7.95%	8.80%	9.37%	7.93%	7.97%
CANARA ROBECO SAVINGS FUND	8.22%	8.47%	7.40%	7.58%	7.90%	8.00%	7.93%	7.93%

- Note:
- Mr. Girish Hisaria manages 5 open-ended schemes of Canara Robeco Mutual Fund.
 - Period for which scheme's performance has been provided is computed basis last day of the month-end preceding the date of advertisement
 - Different plans shall have a different expense structure. The performance details provided herein are of Regular plan - Growth Option.
 - Past performance may or may not be sustained in the future.

Fund Manager: Ms. Suman Prasad

Scheme Names	CAGR (%)							
	1 Year Return		3 Years Return		5 Years Return		Since Inception	
	Scheme	Benchmark [#]	Scheme	Benchmark [#]	Scheme	Benchmark [#]	Scheme	Benchmark [#]
CANARA ROBECO SHORT DURATION FUND	8.45%	9.57%	7.30%	7.53%	7.18%	8.32%	7.39%	8.55%
CANARA ROBECO LIQUID FUND	7.22%	7.61%	6.95%	7.15%	7.47%	7.60%	7.84%	7.57%
CANARA ROBECO ULTRA SHORT TERM FUND	6.77%	7.61%	6.18%	7.15%	7.08%	7.60%	7.73%	7.57%
CANARA ROBECO SAVINGS FUND	8.22%	8.47%	7.40%	7.58%	7.90%	8.00%	7.93%	7.93%
CANARA ROBECO GOLD EXCHANGE TRADED FUND	16.49%	20.43%	3.19%	4.61%	3.64%	5.63%	1.94%	3.77%
CANARA ROBECO GOLD SAVINGS FUND	15.70%	20.43%	2.52%	4.61%	2.85%	5.63%	0.42%	2.90%
CANARA ROBECO OVERNIGHT FUND*	N.A.	N.A.	N.A.	N.A.	N.A.	N.A.	N.A.	N.A.

- Note:
- Ms. Suman Prasad manages 6 open-ended schemes of Canara Robeco Mutual Fund.
 - Period for which scheme's performance has been provided is computed basis last day of the month-end preceding the date of advertisement
 - Different plans shall have a different expense structure. The performance details provided herein are of Regular plan - Growth Option.
 - As per the provisions of SEBI circular dated April 12, 2018 (Performance disclosure post consolidation/ Merger of Schemes), the past performance of aforesaid scheme is based on the historical NAV of Canara Robeco Short Duration Fund (erstwhile Canara Robeco Yield Advantage Fund) and hence may not be comparable.
 - Past performance may or may not be sustained in the future.
 - *Canara Robeco Overnight Fund was launched on July 24, 2019.

*For scheme benchmark please refer page no 25-28 • Load is not taken into consideration for computation of returns. Returns of dividend option under the scheme for the investor would be net of distribution tax as applicable. • In case the number of schemes managed by a fund manager is more than six, performance data of schemes including top 3 and bottom 3 schemes managed by fund manager is provided.

SIP RETURNS

(as on July 31, 2019)

EQUITY SCHEMES

CANARA ROBECO EQUITY DIVERSIFIED FUND

Fund Manager: Mr. Shridatta Bhandwalder / Mr. Krishna Sanghavi

	Since Inception	15 YR	10 yr	7 yr	5 yr	3 yr	1 yr
Total Amt invested (INR)	1910000	1800000	1200000	840000	600000	360000	120000
Market Value (INR)	6399472	5222719	2131535	1227597	738037	399301	119010
Scheme Returns	13.84%	13.08%	11.07%	10.66%	8.22%	6.86%	-1.53%
S&P BSE 200 TRI [#]	12.42%	11.84%	10.84%	10.96%	8.24%	5.70%	-3.82%
S&P BSE SENSEX TRI ^{##}	12.80%	12.11%	11.10%	11.47%	10.13%	10.23%	2.01%
Inception Date	16-Sep-03						

CANARA ROBECO EQUITY TAX SAVER FUND

Fund Manager: Ms. Cheenu Gupta / Mr. Krishna Sanghavi

	Since Inception	10 yr	7 yr	5 yr	3 yr	1 yr
Total Amt invested (INR)	1260000	1200000	840000	600000	360000	120000
Market Value (INR)	2472025	2172594	1239218	732817	397320	118380
Scheme Returns	12.28%	11.42%	10.92%	7.94%	6.52%	-2.50%
S&P BSE 100 TRI [#]	11.19%	10.65%	10.73%	8.54%	6.68%	-2.64%
S&P BSE SENSEX TRI ^{##}	11.68%	11.10%	11.47%	10.13%	10.23%	2.01%
Inception Date (Canara Robeco Equity Tax saver – Reg Growth Plan)	02-Feb-09					

CANARA ROBECO EQUITY HYBRID FUND

Fund Manager: Mr. Avnish Jain / Mr. Shridatta Bhandwalder / Mr. Krishna Sanghavi

	Since Inception	20 YR	15 YR	10 yr	7 yr	5 yr	3 yr	1 yr
Total Amt invested	3180000	2400000	1800000	1200000	840000	600000	360000	120000
Market Value	25539097	14082899	5343228	2230597	1257027	734980	393768	120759
Scheme Returns	13.33%	15.48%	13.35%	11.92%	11.32%	8.06%	5.92%	1.18%
CRISIL Hybrid 35+65 - Aggressive Index [*]	NA	NA	10.85%	10.31%	10.42%	8.65%	6.97%	2.96%
S&P BSE SENSEX TRI ^{##}	13.65%	14.44%	12.11%	11.10%	11.47%	10.13%	10.23%	2.01%
Inception Date	01-Feb-93							

CANARA ROBECO CONSUMER TRENDS FUND

Fund Manager: Ms. Cheenu Gupta / Mr. Krishna Sanghavi

	Since Inception	7 yr	5 yr	3 yr	1 yr
Total Amt invested	1190000	840000	600000	360000	120000
Market Value	2388930	1336045	759902	391953	117565
Scheme Returns	13.48%	13.03%	9.39%	5.61%	-3.76%
S&P BSE 100 TRI [#]	10.67%	10.73%	8.54%	6.68%	-2.64%
S&P BSE SENSEX TRI ^{##}	11.11%	11.47%	10.13%	10.23%	2.01%
Inception Date	14-Sep-09				

CANARA ROBECO EMERGING EQUITIES

Fund Manager: Mr. Miyush Gandhi / Mr. Krishna Sanghavi

	Since Inception	10 yr	7 yr	5 yr	3 yr	1 yr
Total Amt invested (INR)	1730000	1200000	840000	600000	360000	120000
Market Value (INR)	6596700	3061135	1534798	740913	370551	114290
Scheme Returns	16.94%	17.82%	16.92%	8.38%	1.89%	-8.74%
Nifty Large Midcap 250 TRI [#]	N.A	11.68%	11.55%	7.23%	2.36%	-9.05%
S&P BSE Sensex TRI ^{##}	11.61%	11.10%	11.47%	10.13%	10.23%	2.01%
Inception Date	11-Mar-05					

1. Investment date is taken to be 1st of the month or subsequent day if 1st is a holiday and investment of ₹ 10000 is taken. Returns are as on 31-July-2019 and are CAGR. 2. The calculations are based on the regular growth plan NAVs. 3. NA : Not Applicable as Benchmark index data not available for the period 4. Past performance may or may not be sustained in the future. Scheme Benchmark[#], Additional benchmark^{##}

SIP RETURNS

(as on July 31, 2019)

EQUITY SCHEMES

CANARA ROBECO BLUE CHIP EQUITY FUND

Fund Manager: Mr. Shridatta Bhandwalder / Mr. Krishna Sanghavi

	Since Inception	7 yr	5 yr	3 yr	1 yr
Total Amt invested	1080000	840000	600000	360000	120000
Market Value	1798643	1228678	745720	402592	120750
Scheme Returns	11.00%	10.69%	8.64%	7.41%	1.17%
S&P BSE 100 TRI [#]	10.82%	10.73%	8.54%	6.68%	-2.64%
S&P BSE SENSEX TRI ^{##}	11.32%	11.47%	10.13%	10.23%	2.01%
Inception Date	20-Aug-10				

CANARA ROBECO INFRASTRUCTURE

Fund Manager: Mr. Shridatta Bhandwalder / Mr. Krishna Sanghavi

	Since Inception	10 yr	7 yr	5 yr	3 yr	1 yr
Total Amt invested (INR)	1640000	1200000	840000	600000	360000	120000
Market Value (INR)	3168292	1825185	1102430	626452	340746	116291
Scheme Returns	9.12%	8.13%	7.65%	1.70%	-3.54%	-5.70%
S&P BSE India Infrastructure TRI [#]	N.A.	5.42%	5.02%	0.52%	-6.16%	-13.01%
S&P BSE SENSEX TRI ^{##}	11.09%	11.10%	11.47%	10.13%	10.23%	2.01%
Inception Date	02-Dec-05					

DEBT SCHEMES

CANARA ROBECO GILT FUND

Fund Manager: Mr. Girish Hisaria

	Since Inception	15 YR	10 yr	7 yr	5 yr	3 yr	1 yr
Total Amt invested	2360000	1800000	1200000	840000	600000	360000	120000
Market Value	6115537	3827007	2115046	1172561	755746	410772	131184
Scheme Returns	8.86%	9.43%	10.92%	9.38%	9.17%	8.78%	17.82%
Crisil Dynamic Gilt Fund Index [#]	8.20%	8.26%	8.78%	9.00%	8.91%	9.16%	17.61%
CRISIL 10 Year Gilt Index ^{##}	NA	7.28%	7.92%	8.53%	8.84%	9.16%	21.83%
Inception Date	29-Dec-99						

CANARA ROBECO CONSERVATIVE HYBRID FUND

Fund Manager: Mr. Miyush Gandhi / Mr. Avnish Jain

	Since Inception	15 YR	10 yr	7 yr	5 yr	3 yr	1 yr
Total Amt invested	2010000	1800000	1200000	840000	600000	360000	120000
Market Value	4680316	3707557	1812719	1098868	704801	394543	125282
Scheme Returns	9.36%	9.05%	8.00%	7.56%	6.38%	6.05%	8.30%
Crisil Hybrid 85+15 Conservative Index [#]	8.74%	8.81%	9.17%	9.37%	8.84%	8.44%	12.86%
CRISIL 10 Year Gilt Index ^{##}	15.08%	7.28%	7.92%	8.53%	8.84%	9.50%	21.83%
Inception Date	24-April-88						

As per the provisions of SEBI circular dated April 12, 2018 (Performance disclosure post consolidation/ Merger of Schemes), the past performance of aforesaid scheme is based on the historical NAV of Canara Robeco Income Saver Fund (erstwhile Canara Robeco Monthly Income Plan) and hence may not be comparable.

CANARA ROBECO INCOME FUND

Fund Manager: Mr. Avnish Jain

	Since Inception	15 YR	10 yr	7 yr	5 yr	3 yr	1 yr
Total Amt invested	2030000	1800000	1200000	840000	600000	360000	120000
Market Value	4508817	3643342	1838760	1127296	736426	407855	129765
Scheme Returns	8.78%	8.84%	8.27%	8.27%	8.14%	8.29%	15.51%
Crisil Composite Bond Fund Index [#]	7.75%	8.06%	8.73%	8.98%	8.81%	8.81%	15.89%
CRISIL 10 Year Gilt Index ^{##}	6.99%	7.28%	7.92%	8.53%	8.84%	9.50%	21.83%
Inception Date	19-Sep-02						

1. Investment date is taken to be 1st of the month or subsequent day if 1st is a holiday and investment of ₹ 10000 is taken. Returns are as on 31-July-2019 and are CAGR. 2. The calculations are based on the regular growth plan NAVs. 3. NA : Not Applicable as Benchmark index data not available for the period 4. Past performance may or may not be sustained in the future. Scheme Benchmark[#], Additional benchmark^{###}

SIP RETURNS

(as on July 31, 2019)

DEBT SCHEMES

CANARA ROBECO SAVINGS FUND

Fund Manager: Mr. Girish Hisaria /Ms. Suman Prasad

	Since Inception	10 yr	7 yr	5 yr	3 yr	1 yr
Total Amt invested	1730000	1200000	840000	600000	360000	120000
Market Value	3205765	1828908	1112110	727642	403488	125594
Scheme Returns	8.10%	8.17%	7.89%	7.65%	7.56%	8.80%
Crisil Liquid Fund Index [#]	7.51%	7.81%	7.65%	7.37%	7.33%	7.52%
CRISIL Money Market Index ^{##}	7.88%	8.09%	7.91%	7.69%	7.74%	8.29%
Inception Date	04-Mar-05					

CANARA ROBECO DYNAMIC BOND FUND

Fund Manager: Mr. Girish Hisaria

	Since Inception	10 yr	7 yr	5 yr	3 yr	1 yr
Total Amt invested	1230000	1200000	840000	600000	360000	120000
Market Value	1922872	1857815	1130109	732996	403490	129135
Scheme Returns	8.43%	8.47%	8.34%	7.95%	7.56%	14.49%
Crisil Composite Bond Fund Index [#]	8.69%	8.73%	8.98%	8.81%	8.81%	15.89%
CRISIL 10 Year Gilt Index ^{##}	7.84%	7.92%	8.53%	8.84%	9.50%	21.83%
Inception Date	29-May-09					

CANARA ROBECO ULTRA SHORT TERM FUND

Fund Manager: Mr. Girish Hisaria /Ms. Suman Prasad

	Since Inception	10 yr	7 yr	5 yr	3 yr	1 yr
Total Amt invested	1330000	1200000	840000	600000	360000	120000
Market Value	2053691	1770042	1079154	707976	396135	124441
Scheme Returns	7.57%	7.55%	7.05%	6.56%	6.32%	6.97%
Crisil Ultra Short Term Debt Index [#]	8.24%	8.27%	8.06%	7.83%	7.88%	8.55%
CRISIL Money Market Index ^{##}	8.02%	8.09%	7.91%	7.69%	7.74%	8.29%
Inception Date	14-July-08					

CANARA ROBECO GOLD SAVINGS FUND

Fund Manager: Mr. Avnish Jain / Ms. Suman Prasad

	Since Inception	5 yr	3 yr	1 yr
Total Amt invested	860000	600000	360000	120000
Market Value	976476	696906	405809	131240
Scheme Returns	3.50%	5.93%	7.95%	17.91%
Domestic Price of Gold (Per KG) [#]	6.18%	8.81%	11.33%	24.92%
Inception Date	25-Jun-12			

CANARA ROBECO SHORT DURATION FUND

Fund Manager: Ms. Suman Prasad

	Since Inception	7 yr	5 yr	3 yr	1 yr
Total Amt invested	1000000	840000	600000	360000	120000
Market Value	1365029	1088654	721455	401637	126085
Scheme Returns	7.31%	7.29%	7.31%	7.25%	9.58%
CRISIL Short-Term Bond Fund Index [#]	8.36%	8.26%	7.98%	7.86%	10.58%
CRISIL 10 Year Gilt Index ^{##}	8.32%	8.53%	8.84%	9.50%	21.83%
Inception Date	25-Apr-11				

As per the provisions of SEBI circular dated April 12, 2018 (Performance disclosure post consolidation/ Merger of Schemes), the past performance of aforesaid scheme is based on the historical NAV of Canara Robeco Short Duration Fund (erstwhile Canara Robeco Yield Advantage Fund) and hence may not be comparable.

1. Investment date is taken to be 1st of the month or subsequent day if 1st is a holiday and investment of ₹ 10000 is taken. Returns are as on 31-July-2019 and are CAGR. 2. The calculations are based on the regular growth plan NAVs. 3. NA : Not Applicable as Benchmark index data not available for the period 4. Past performance may or may not be sustained in the future. Scheme Benchmark[#], Additional benchmark^{###}

SIP RETURNS

(as on July 31, 2019)

DEBT SCHEMES

CANARA ROBECO CORPORATE BOND FUND

Fund Manager: Mr. Avnish Jain

	Since Inception	5 yr	3 yr	1 yr
Total Amt invested	660000	600000	360000	120000
Market Value	813767	723481	402355	127069
Scheme Returns	7.54%	7.43%	7.37%	11.16%
Crisil Composite Bond Fund Index [#]	8.97%	8.81%	8.81%	15.89%
CRISIL 10 Year Gilt Index ^{##}	8.93%	8.84%	9.50%	21.83%
Inception Date	07-Feb-15			

1. Investment date is taken to be 1st of the month or subsequent day if 1st is a holiday and investment of ₹ 10000 is taken. Returns are as on 31-July-2019 and are CAGR. 2. The calculations are based on the regular growth plan NAVs. 3. NA : Not Applicable as Benchmark index data not available for the period 4. **Past performance may or may not be sustained in the future.** Scheme Benchmark[#], Additional benchmark^{##}

DIVIDEND HISTORY

Canara Robeco Equity Diversified Fund

Date of declaration (Record Date)	Dividend Distribution per unit*	NAV as on the date of declaration
Regular Plan		
28.10.2016	2.70	34.26
27.10.2017	3.00	37.91
26.10.2018	3.00	33.56
Direct Plan		
27.10.2017	4.00	52.37
26.10.2018	4.00	46.79

Canara Robeco Equity Hybrid Fund

Date of declaration (Record Date)	Dividend Distribution per unit*	NAV as on the date of declaration
Monthly Dividend Option - Regular Plan		
25.01.2019	0.68	76.63
22.02.2019	0.67	75.93
29.03.2019	0.69	79.89
26.04.2019	0.69	79.05
31.05.2019	0.69	80.17
28.06.2019	0.69	79.34
26.07.2019	0.68	75.79
Monthly Dividend Option - Direct Plan		
25.01.2019	0.60	82.09
22.02.2019	0.60	81.55
29.03.2019	0.60	86.02
26.04.2019	0.60	85.31
31.05.2019	0.60	86.75
28.06.2019	0.60	86.08
26.07.2019	0.60	82.44

Canara Robeco Consumer Trends Fund

Date of declaration (Record Date)	Dividend Distribution per unit*	NAV as on the date of declaration
Regular Plan		
23.03.2018	2.50	24.18
27.07.2018	1.40	24.11
26.07.2019	1.40	21.96
Direct Plan		
26.07.2019	2.40	37.07

Canara Robeco Infrastructure

Date of declaration (Record Date)	Dividend Distribution per unit*	NAV as on the date of declaration
Regular Plan		
28.08.2015	1.65	25.91
28.08.2016	2.04	26.79
24.08.2017	1.75	29.22
31.08.2018	1.50	27.25
Direct Plan		
22.08.2014	1.30	24.73
31.08.2018	2.00	35.54

Canara Robeco Equity Tax Saver Fund

Date of declaration (Record Date)	Dividend Distribution per unit*	NAV as on the date of declaration
Regular Plan		
10.11.2017	1.00	26.59
23.02.2018	1.00	26.27
30.11.2018	1.00	26.10
22.02.2019	1.00	24.70
Direct Plan		
23.02.2018	1.50	39.08
30.11.2018	1.50	39.05
22.02.2019	1.50	37.03

Canara Robeco Emerging Equities

Date of declaration (Record Date)	Dividend Distribution per unit*	NAV as on the date of declaration
Regular Plan		
28.11.2014	2.70	35.38
27.11.2015	2.20	37.54
25.11.2016	2.50	36.68
24.11.2017	2.50	49.33
30.11.2018	2.60	44.15
Direct Plan		
25.11.2016	0.75	46.04
24.11.2017	3.00	66.22
30.11.2018	3.50	60.36

Canara Robeco Income Fund

Date of declaration (Record Date)	Dividend Distribution per unit*	NAV as on the date of declaration
Quarterly Dividend Option - Regular Plan		
24.03.2017	0.20	14.7903
23.06.2017	0.20	15.0888
22.09.2017	0.20	14.9541
29.12.2017	0.20	14.6528
23.03.2018	0.20	14.5217
22.06.2018	0.20	14.3763
28.09.2018	0.20	14.3125
28.12.2018	0.20	14.5783
29.03.2019	0.25	14.7482
28.06.2019	0.25	15.0103
Quarterly Dividend Option - Direct Plan		
24.03.2017	0.20	15.2147
23.06.2017	0.20	15.5573
22.09.2017	0.20	15.4593
29.12.2017	0.20	15.1902
23.03.2018	0.20	15.0911
22.06.2018	0.20	14.9803
28.09.2018	0.20	14.9586
28.12.2018	0.20	15.2789
29.03.2019	0.25	15.5008
28.06.2019	0.25	15.8282

Canara Robeco Conservative Hybrid Fund (Monthly Dividend Option)

Date of declaration (Record Date)	Dividend Distribution per unit*	NAV as on the date of declaration
Regular Plan		
23.02.2018	0.10	13.9882
23.03.2018	0.10	13.8193
27.04.2018	0.10	13.9453
25.05.2018	0.10	13.8158
29.06.2018	0.10	13.7547
20.07.2018	0.10	13.7901
31.08.2018	0.10	13.9409
28.09.2018	0.10	13.5063
26.10.2018	0.10	13.2603
30.11.2018	0.10	13.6120
28.12.2018	0.10	13.5943
25.01.2019	0.10	13.5129
22.02.2019	0.10	13.4247
29.03.2019	0.10	13.7262
26.04.2019	0.10	13.6047
31.05.2019	0.10	13.7739
28.06.2019	0.10	13.7268
26.07.2019	0.10	13.5806
Direct Plan		
23.02.2018	0.10	14.8582
23.03.2018	0.10	14.6956
27.04.2018	0.10	14.8462
25.05.2018	0.10	14.7254
29.06.2018	0.10	14.6807
20.07.2018	0.10	14.7341
31.08.2018	0.10	14.9074
28.09.2018	0.10	14.4585
26.10.2018	0.10	14.2106
30.11.2018	0.10	14.6064
28.12.2018	0.10	14.6060
25.01.2019	0.10	14.5372
22.02.2019	0.10	14.4600
29.03.2019	0.10	14.8052
26.04.2019	0.10	14.6818
31.05.2019	0.10	14.8846
28.06.2019	0.10	14.8512
26.07.2019	0.10	14.7107
Quarterly Dividend Option		
Regular Plan		
23.03.2018	0.30	14.2967
22.06.2018	0.30	14.2640
28.09.2018	0.30	13.9872
28.12.2018	0.30	14.0881
29.03.2019	1.20	14.2357
28.06.2019	0.30	13.3259
Direct Plan		
23.03.2018	0.30	15.2024
22.06.2018	0.30	15.2201
28.09.2018	0.30	14.9712
28.12.2018	0.30	15.1334
29.03.2019	1.20	15.3505
28.06.2019	0.30	14.4867

* On face value of ₹ 10. ● For Daily, Weekly & Monthly dividend history of Canara Robeco Liquid Fund, Canara Robeco Ultra Short Term Fund & Canara Robeco Savings Fund Visit : www.canararobeco.com. ● The dividend amount is before tax calculation.

Past performance may or may not be sustained in the future. Pursuant to payment of dividend, the NAV of the dividend option of the scheme would fall to the extent of payout and statutory levy (if applicable).

DIVIDEND HISTORY

Canara Robeco Short Duration Fund

Date of declaration (Record Date)	Dividend Distribution per unit*	NAV as on the date of declaration
Monthly Dividend Option		
Regular Plan		
27.04.2018	0.06	14.4416
25.05.2018	0.06	14.3961
29.06.2018	0.06	14.4311
20.07.2018	0.06	14.4480
31.08.2018	0.06	14.4833
28.09.2018	0.06	14.4109
26.10.2018	0.06	14.4294
30.11.2018	0.06	14.5196
28.12.2018	0.06	14.5666
25.01.2019	0.06	14.6041
22.02.2019	0.06	14.6280
29.03.2019	0.06	14.7336
26.04.2019	0.06	14.6911
31.05.2019	0.06	14.8206
28.06.2019	0.06	14.8190
26.07.2019	0.06	14.8949
Direct Plan		
27.04.2018	0.06	15.3880
25.05.2018	0.06	15.3514
29.06.2018	0.06	15.4037
20.07.2018	0.06	15.4326
31.08.2018	0.06	15.4891
28.09.2018	0.06	15.4254
26.10.2018	0.06	15.4588
30.11.2018	0.06	15.5709
28.12.2018	0.06	15.6343
25.01.2019	0.06	15.6875
22.02.2019	0.06	15.7259
29.03.2019	0.06	15.8544
26.04.2019	0.06	15.8215
31.05.2019	0.06	15.9775
28.06.2019	0.06	15.9895
26.07.2019	0.06	16.0852
Quarterly Dividend Option - Regular Plan		
23.03.2018	0.18	14.8298
22.06.2018	0.18	14.7649
28.09.2018	0.18	14.7550
28.12.2018	0.18	14.9175
29.03.2019	0.72	15.0917
28.06.2019	0.18	14.6326
Quarterly Dividend Option - Direct Plan		
23.03.2018	0.18	15.4917
22.06.2018	0.18	15.4589
28.09.2018	0.18	15.4906
28.12.2018	0.18	15.6998
29.03.2019	0.72	15.9204
28.06.2019	0.18	15.5053

Canara Robeco Dynamic Bond Fund

Date of declaration (Record Date)	Dividend Distribution per unit*	NAV as on the date of declaration
Regular Plan		
20.06.2014	0.35	12.6800
31.12.2014	0.39	13.3433
26.06.2015	0.40	13.2629
23.12.2015	0.40	13.3071
24.06.2016	0.40	13.4407
23.12.2016	0.40	14.3270
23.06.2017	0.45	14.5633
29.12.2017	0.40	13.9791
22.06.2018	0.40	13.6557
28.12.2018	0.40	13.7272
28.06.2019	0.45	14.1036
Direct Plan		
20.06.2014	0.35	12.7361
31.12.2014	0.39	13.4389
26.06.2015	0.40	13.4008
23.12.2015	0.40	13.4853
24.06.2016	0.40	13.6734
23.12.2016	0.40	14.6341
23.06.2017	0.45	14.9225
29.12.2017	0.40	14.3862
22.06.2018	0.40	14.1043
28.12.2018	0.40	14.2548
28.06.2019	0.45	14.7197

Canara Robeco Corporate Bond Fund

Date of declaration (Record Date)	Dividend Distribution per unit*	NAV as on the date of declaration
Regular Plan		
29.05.2015	0.30	11.1100
27.11.2015	0.30	11.2040
27.05.2016	0.34	11.3020
25.11.2016	0.35	11.7103
26.05.2017	0.35	11.5525
24.11.2017	0.35	11.5473
25.05.2018	0.35	11.2798
30.11.2018	0.35	11.3015
31.05.2019	0.35	11.5389
Direct Plan		
29.05.2015	0.30	11.1324
27.11.2015	0.30	11.2594
27.05.2016	0.34	11.4032
25.11.2016	0.35	11.8578
26.05.2017	0.35	11.7398
24.11.2017	0.35	11.7801
25.05.2018	0.35	11.5522
30.11.2018	0.35	11.6246
31.05.2019	0.35	11.9207

Canara Robeco Gilt Fund

Date of declaration (Record Date)	Dividend Distribution per unit*	NAV as on the date of declaration
Regular Plan		
20.12.2013	0.37	12.3226
20.06.2014	0.35	12.8805
31.12.2014	0.40	13.6628
26.06.2015	0.40	13.5912
23.12.2015	0.40	13.7057
24.06.2016	0.40	13.9683
23.12.2016	0.45	15.1684
23.06.2017	0.45	15.4644
29.12.2017	0.45	14.7729
22.06.2018	0.45	14.3774
28.12.2018	0.40	14.5640
28.06.2019	0.45	15.0791
Direct Plan		
20.12.2013	0.37	12.3426
20.06.2014	0.35	12.9282
31.12.2014	0.40	13.7442
26.06.2015	0.40	13.7047
23.12.2015	0.40	13.8634
24.06.2016	0.40	14.1721
23.12.2016	0.45	15.4471
23.06.2017	0.45	15.7997
29.12.2017	0.45	15.1532
22.06.2018	0.45	14.8012
28.12.2018	0.40	15.0561
28.06.2019	0.45	15.6535

Canara Robeco Blue Chip Equity Fund

Date of declaration (Record Date)	Dividend Distribution per unit*	NAV as on the date of declaration
Regular Plan		
27.11.2015	1.25	15.81
25.11.2016	1.32	14.90
24.11.2017	1.35	17.42
30.11.2018	1.30	16.87
Direct Plan		
30.11.2018	1.90	24.49

* On face value of ₹ 10. ● For Daily, Weekly & Monthly dividend history of Canara Robeco Liquid Fund, Canara Robeco Ultra Short Term Fund & Canara Robeco Savings Fund Visit : www.canararobeco.com. ● The dividend amount is before tax calculation.

Past performance may or may not be sustained in the future. Pursuant to payment of dividend, the NAV of the dividend option of the scheme would fall to the extent of payout and statutory levy (if applicable).

HOW TO READ A FACTSHEET

Fund Manager

An employee of the asset management company who manages investments of the scheme. He is usually part of a larger team of fund managers and research analysts.

Minimum Application Amount for Fresh Subscription

This is the minimum investment amount for a new investor in a mutual fund scheme.

Application Amount for Fresh Subscription

This is the minimum investment amount for a new investor in a mutual fund scheme.

Minimum Additional Amount

This is the minimum investment amount for an existing investor in a mutual fund scheme.

Yield to Maturity

The Yield to Maturity or the YTM is the rate of return anticipated on a bond if held until Maturity. YTM is expressed as an annual rate. The YTM factors in the bond's current market price, par value, coupon interest rate and time to maturity.

SIP

SIP or systematic investment plan works on the principle of making periodic investments of a fixed sum. It works similar to a recurring bank deposit. For instance, an investor may opt for an SIP that invests Rs. 500 every 15th of the month in an equity fund for a period of three years.

NAV

The NAV or the net asset value is the total asset value per unit of the mutual fund after deducting all related and permissible expenses. The NAV is calculated at the end of every business day. It is the value at which the investor enters or exits the mutual fund.

Benchmark

A group of securities, usually a market index, whose performance is used as a standard or benchmark to measure investment performance of mutual funds, among other investments. Some typical benchmarks include the Nifty, Sensex, BSE200, BSE500, 10-Year Gsec.

Entry Load

A mutual fund may have a sales charge or load at the time of entry and/or exit to compensate the distributor/agent.

Entry load is charged at the time an investor purchases the units of a mutual fund. The entry load is added to the prevailing NAV at the time of investment. For instance, if the NAV is Rs. 100 and the entry load is 1%, the investor will enter the fund at Rs. 101.

Exit Load

Exit load is charged at the time an investor redeems the units of mutual fund. The exit load is reduced from the prevailing NAV at the time of redemption. The investor will receive redemption proceeds at net value of NAV less Exit Load. For instance if the NAV is Rs. 100 and the exit load is 1% the investor will receive Rs. 99.

Modified Duration

Modified duration is the price sensitivity and the percentage change in price for a unit change in yield.

Standard Deviation

Standard Deviation is a statistical measure of the range of an investment's performance. When a mutual fund has a high standard deviation, it means its range of performance is wide, implying greater volatility.

Sharpe Ratio

The Sharpe Ratio, named after its founder, the Nobel Laureate William Sharpe, is a measure of risk-adjusted returns. It is calculated using standard deviation and excess return to determine reward per unit of risk.

Beta

Beta is a measure of an investment's volatility vis-à-vis the market. Beta of less than 1 means that the security will be less volatile than the market. A beta of greater than 1 implies that the security's price will be more volatile than the market.

AUM

AUM or assets under management refers to recent / updated cumulative market value of investments of a scheme managed by the mutual fund.

Holdings

The holdings or the portfolio is a mutual fund's latest or updated reported statement of investments/securities. These are usually displayed in terms of percentage to net assets or the rupee value or both. The objective is to give investors an idea of where their money is being invested by the fund manager.

Nature of Scheme

The investment objective and underlying investments determine the nature of the mutual fund scheme. For instance, a mutual fund that aims at generating capital appreciation by investing in stock markets is an equity fund or growth fund. Likewise, a mutual fund that aims at capital preservation by investing in debt markets is a debt fund or income fund. Each of these categories may have sub-categories.

Rating Profile

Mutual funds invest in securities after evaluating their creditworthiness as disclosed by the ratings. A depiction of the mutual fund in various investments based on their ratings becomes the rating profile of the fund. Typically, this is a feature of debt funds.

DEFINITIONS

Total Expense Ratio

Expressed as an annualized percentage, it is the ratio of all the expenses of the fund to the total assets of the fund and includes the fund management fees paid to the asset management company for managing the fund's assets.

Sharp Ratio

The Sharpe Ratio, named after its founder, the Nobel Laureate William Sharpe, is a measure of risk-adjusted returns. It is calculated using standard deviation and excess return to determine reward per unit of risk.

Beta Ratio

Beta is a measure of an investment's volatility vis-à-vis the market. Beta of less than 1 means that the security will be less volatile than the market. A beta of greater than 1 implies that the security's price will be more volatile than the market.

Portfolio Turnover Ratio

It is a measure of how often assets within a fund are churned.

Modified Duration

Modified duration is the price sensitivity and the percentage change in price for a unit change in yield.

Average Maturity

It is the weighted average of residual maturity of debt securities in a fund portfolio

Portfolio Yield

Weighted Average valuation yield of the assets

Standard Deviation

Standard Deviation is a statistical measure of the range of an investment's performance. When a mutual fund has a high standard deviation, it means its range of performance is wide, implying greater volatility.

Risk Free Return

It represents the rate of return an investor could have earned by investing in a security which is believed to have zero investment risk over the specified period of time.

Tracking Error

Tracking error is a measure of how closely is a scheme able to imitate the index to which it is benchmarked. It is the standard deviation of the difference between the scheme and index returns.

R-Squared:

It is a statistical measure of how closely the portfolio returns are correlated with its benchmark.

DISCLAIMERS

(as on July 31, 2019)

Disclaimer : The information used towards formulating the outlook have been obtained from sources published by third parties. While such publications are believed to be reliable, however, neither the AMC, its officers, the trustees, the Fund nor any of their affiliates or representatives assume any responsibility for the accuracy of such information and assume no financial liability whatsoever to the user of this document. The document is solely for the information and understanding of intended recipients only. Internal views, estimates, opinions expressed herein may or may not materialize. These views, estimates, opinions alone are not sufficient and should not be used for the development or implementation of an investment strategy. Forward looking statements are based on internal views and assumptions and subject to known and unknown risks and uncertainties which could materially impact or differ the actual results or performance from those expressed or implied under those statements.

[§]Note :

Risk ratios calculated for schemes having minimum three year performance

Risk Free Rate of Return : 5.75% (MIBOR as of July 31, 2019)

For the calculation of risk ratios monthly absolute returns calculated at monthly frequency are used

BRANCH OFFICES Give us a missed call: +91 98104 92222 or visit: www.canararobeco.com

AHMEDABAD • BANGALORE • BHUBANESWAR • CHANDIGARH • CHENNAI • GOA • GUWAHATI • HYDERABAD • INDORE • JAIPUR • KOCHI • KOLKATA • LUCKNOW • MANGALORE • MUMBAI • NEW DELHI • NAGPUR • PUNE • PATNA • SURAT

Note: The disclosures relating to portfolio Turn over Ratio (for equity segment) is based on the aggregate market value of equity as on 31.07.2019. The disclosures of average maturity period relates to the debt component of the portfolio as on 31.07.2019.

Unclaimed Dividends : Those Investors who have not received/encashed the Dividends distributed by the Schemes, may write to respective registrar, duly furnishing the Name of the Scheme, Folio No. and Details of the Dividends not received.

Mutual Fund investments are subject to market risks, read all scheme related documents carefully.

Investing in Canara Robeco Equity Tax Saver Fund is like having twins.

You get a dual advantage.

The Canara Robeco Equity Tax Saver Fund offers you the twin advantage of growth potential from investing in equities as well as tax savings under Sec 80C*. The three-year lock in period aids the potential for your money to grow, as the fund has the flexibility to invest in large and medium-sized companies that have strong fundamentals. It's just one of the many funds from Canara Robeco that has the potential for you to have a smart tomorrow.

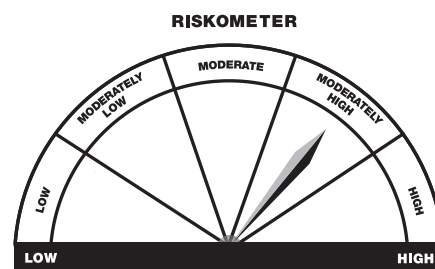
CANARA ROBECO Equity Tax Saver Fund

(ELSS - An open ended equity linked saving scheme with a statutory lock in of 3 years and tax benefit)



This product is suitable for investors who are seeking* :

- Capital appreciation over long term
- Investment in equity and equity related securities with a statutory lock in of 3 years and tax benefit



Investors understand that their principal will be at Moderately High Risk

*Investors should consult their financial advisers if in doubt about whether the product is suitable for them.

To know more, please contact your Financial Adviser or visit www.canararobeco.com

smarTomorrows

CANARA ROBECO
Mutual Fund

*Under Section 80C of Income Tax Act 1961, Tax benefit upto INR 46800** per annum (assuming highest tax bracket) for an investment upto Rs. 1.5 lac. **Assuming tax rate of 30% plus 4% cess. Information on tax benefits are based on prevailing taxation laws. Kindly consult your tax advisor for actual tax implication before investment.

Mutual Fund investments are subject to market risks, read all scheme related documents carefully.