



FACTSHEET

September 30, 2022

Index

MARKETS & BEYOND

ECONOMIC INDICATORS	03
EQUITY MARKET REVIEW	04
DEBT MARKET REVIEW	05
SNAPSHOT OF EQUITY SCHEMES / DEBT SCHEMES / HYBRID & OTHER SCHEMES	06

ABOUT FEW SCHEMES OF CANARA ROBECO MUTUAL FUND

CANARA ROBECO FLEXICAP FUND (CRFCF)	07
CANARA ROBECO BLUE CHIP EQUITY FUND (CRBCEF)	08
CANARA ROBECO EMERGING EQUITIES (CREE)	09
CANARA ROBECO SMALL CAP FUND (CRSCF)	10
CANARA ROBECO INFRASTRUCTURE (CRI)	11
CANARA ROBECO CONSUMER TRENDS FUND (CRCTF)	12
CANARA ROBECO EQUITY TAX SAVER FUND (CRETSE)	13
CANARA ROBECO FOCUSED EQUITY FUND (CRFEF)	14
CANARA ROBECO VALUE FUND (CRVF)	15
CANARA ROBECO OVERNIGHT FUND (CROF)	16
CANARA ROBECO LIQUID FUND (CRL)	17
CANARA ROBECO ULTRA SHORT TERM FUND (CRUSTF)	18
CANARA ROBECO SAVINGS FUND (CRSF)	19
CANARA ROBECO SHORT DURATION FUND (CRSDF)	20
CANARA ROBECO INCOME FUND (CRINC)	21
CANARA ROBECO DYNAMIC BOND FUND (CRDBF)	22
CANARA ROBECO CORPORATE BOND FUND (CRCBF)	23
CANARA ROBECO GILT FUND (CRGILT)	24
CANARA ROBECO BANKING AND PSU DEBT FUND (CRBPDF)	25
CANARA ROBECO CONSERVATIVE HYBRID FUND (CRCHF)	26
CANARA ROBECO EQUITY HYBRID FUND (CREHF)	27

PERFORMANCE

PERFORMANCE AT A GLANCE	28
-------------------------------	----

SCHEME PERFORMANCE - FUND MANAGER WISE

SCHEME PERFORMANCE - FUND MANAGER WISE	33
--	----

SIP RETURNS

SIP RETURNS	36
-------------------	----

INCOME DISTRIBUTION CUM CAPITAL WITHDRAWAL (IDCW) - PAYOUT/REINVESTMENT

Income Distribution cum Capital Withdrawal (IDCW) - Payout/Reinvestment	40
---	----

HOW TO READ A FACTSHEET

HOW TO READ A FACTSHEET	42
-------------------------------	----

DEFINITION / DISCLAIMERS

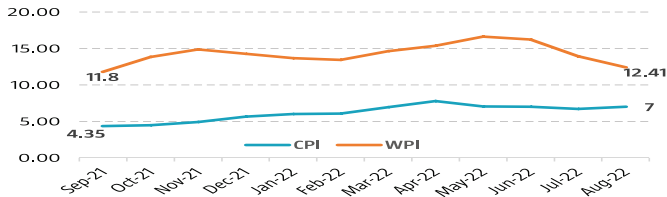
DEFINITIONS / DISCLAIMERS	43
---------------------------------	----

Economic Indicators

(as on September 30, 2022)

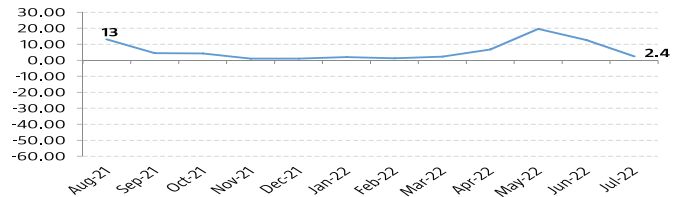
Inflation in India (%)

Consumer Price Index snapped out its 3 months downward trend and increased to 7% in Aug'22, from 6.71% in Jul'22 due to spike in food prices. The current level of inflation continues to remain above 6% mark for the eighth consecutive month. Wholesale Price Index (WPI) decreased to 12.41% in Aug'22 from 13.93% in Jul'22 amid a slowdown in prices crude and manufactured products. The current level of inflation continues to rise above RBI's limit of 4%-6% in response to rise in prices of mineral oil, natural gas, basic metals, chemicals and chemical products, food articles etc.



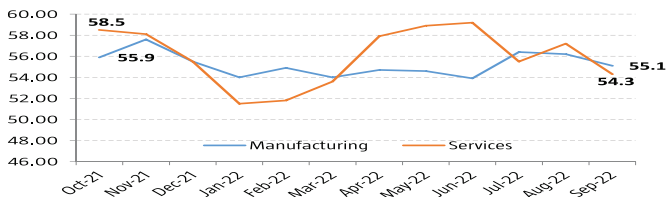
Index of Industrial Production (%)

Index of Industrial Production (IIP) fell to 2.4% in Jul'22 from 12.7% in Jun'22 showing the weakest increase in industrial activity since March. The electricity sector, manufacturing and mining sector rose by 2.3%, 3.2% and 3.3% respectively in Jul'22.



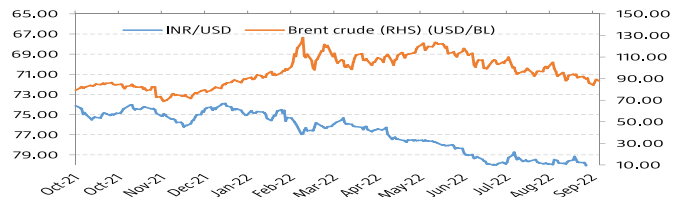
Indian Business Indicators - Purchasing Managers' Index (PMI)

S&P Global India Manufacturing Purchasing Managers' Index (PMI) saw a downfall to 55.1 in Sep'22 from 56.2 in Sep'22 but it still remains in good shape despite fears of global headwinds. PMI Services decreased to six month low to 54.3 in Sep'22 from 57.2 in Aug'22 due to cooling in demand amid inflationary pressures. The reading remains in the expansion zone as a print above 50 means expansion while a score below 50 denotes contraction.



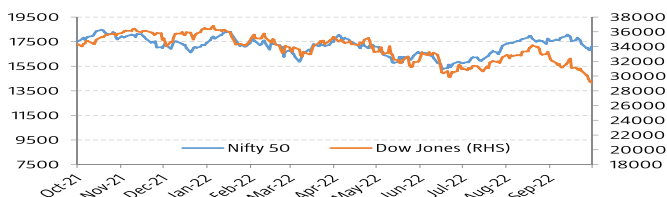
USD INR & Brent Crude Movement

Brent crude oil stood at ~US\$ 87.96 due to the demand supply disruption across the world on concerns over slowdown in global growth, rising inflation and worries of more interest rate hikes by the central banks in the coming months led to fears of a recession which hit the demand outlook of the commodity. The Rupee closed the month on 81.35 against Greenback as on Sep'22.



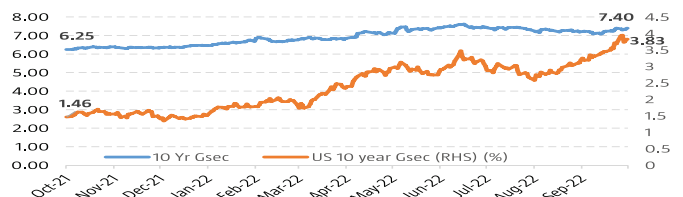
Equity Markets - India & US

Bellwether indices, Nifty 50 and S&P BSE Sensex declined by 3.74% and 3.54% respectively majorly led by global macroeconomic uncertainty, rising interest rates across the globe and selling from foreign Institutional Investors in the domestic equity market. Goods and Services Tax (GST) collection stood at 1.47 lakh crore in Sep'22, which is 26% more than the corresponding period of last year. Foreign Institutional Investors (FIIs) were net sellers in Indian equities to the tune of Rs.7623.63 crore this month. Dow Jones reduced drastically by 8.84% from previous month.



Interest Rate Movement (%) - India & US

Yield on the 10-Year benchmark paper spiked, closing at 7.40% on 30th Sep'22 vs 7.19% on 30th Aug'22 following over aggressive monetary policy tightening. MPC raised key policy repo rate by 50 bps and U.S. Fed raised interest rates by 75 bps which was as per market expectations and indicated more rate hikes in the upcoming meetings. The U.S. Fed chief indicated that it may slowdown the pace of rate hikes in the future meetings which also aided market sentiment. 10-year U.S. Treasury bond closed higher at 3.83% on Sep'22 vs 3.19% on Aug'22.



Note : The data/statistics are given to explain general market trends, it should not be construed as any research report/research recommendation. The sector(s) mentioned are for the purpose of understanding only and the Fund may or may not have any future position in these sector(s).

Source: Bloomberg

Equity Market Review



Mr. Shridatta Bhandwadar
Head - Equities

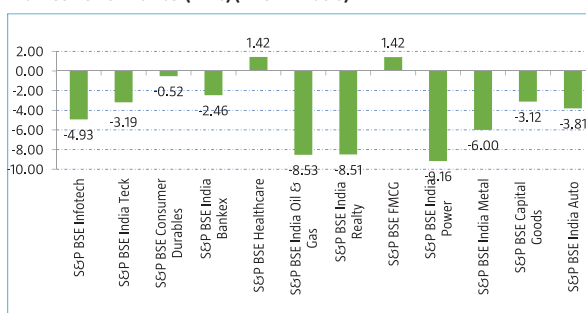
Equity Market Update

- In the month of Sep'22, equity markets were on a negative side with Nifty 50 declining by 3.74% m-o-m basis majorly led by global macroeconomic uncertainty, rising interest rates across the globe and selling from foreign Institutional Investors in the domestic equity market.
- Foreign Institutional Investors (FIIs) were net sellers in Indian equities to the tune of Rs.7623.63 crore this month.
- Goods and Services Tax (GST) collection shows that Rs. 1.47 lakh crore collected for Sep'22, which is 26% more than the corresponding period of last year. GST collection has crossed 1.25 lakh crore mark for the twelfth consecutive time.
- During the month, markets witnessed some correction as fears of a looming recession dampened market sentiments. Some degree of profit booking too contributed to the overall weakness in the bourses. Equity markets were under pressure because of concerns that aggressive monetary policy tightening by major central banks worldwide might cause interest rates to stay high for an extended period of time. A surging dollar index

also acted as a headwind for the markets. The Asian Development Bank lowered its prediction for India's GDP growth for the FY23 to 7% from 7.2%.

- Government data showed that the combined index of eight core industries grew 3.3% in Aug 2022, slower than 4.5% rise in Jul 2022 and 12.2% in the year ago period.
- However, during the month, some value buying was seen as correction in global crude oil prices from the recent peaks provided some respite to market participants. Improved corporate tax collections during FY'22 and vigorous GST collection data raised expectations over economic recovery.
- Globally, equity markets remained on a negative zone in Sep'22 as U.S. Federal Reserve Chief and other officials indicated that the U.S. central bank will continue to tighten its monetary policy at an aggressive pace to combat rising inflation in U.S. European markets fell on growing prospect of recessions in the euro zone and the U.K. Asian markets remained a bit under pressure over similar concerns over global recession and rising global inflation levels.

Market Performance (in %)(Y - o - Y Basis)



Source: Source: MFI Explorer, ICRA Analytics Ltd.

Equity Market Outlook

Global environment is turning further adverse with sticky inflation at higher levels in an environment when growth is slowing down. This is outcome of increase in interest rates, tightening of liquidity and elevated energy prices along with challenged supply chain in China. Geopolitical tensions are taking time to abate and are only getting complex with Russia's latest move to annex few regions / Ukraine regaining lost ground on war front. Given these tensions; supply chains and global trade has become vulnerable to new dimension missing till 2022. In our worldview, 1) the Liquidity, 2) Growth and 3) Inflation surfaced post monetary and fiscal expansion in 2020 in that order and they will reverse in the same order. We are already witnessing liquidity reversal since last few quarters; growth has started receding lately (Europe is already in recession, US is slowing) and inflation will be the last one to moderate. Inflation is taking more time than usual to recede given elevated energy prices, tight labor markets and challenged supply chains in China. In-turn, further interest rate increases become imperative - expect additional 100-150bps increase through the year to 4-4.5% in US - much higher than expected early on.

This environment would have implications for emerging markets including India in the form of 1) Hostile flows, 2) higher cost of capital and 2) impact on exporting sector growth. We believe that the inflation and energy equation will adjust itself over next 6-12 months (unless we get a full-fledged European/Asian conflict, which is low probability event in our view). This is expected to happen despite Russia being large supplier of Gas and oil, as money supply reduces and growth moderates. Expect sizable growth moderation in developed world over next 4 quarters, as impact of lower liquidity, zero fiscal support, higher energy prices and higher cost of capital plays through in underlying economy.

On domestic front, India has outperformed most EMs on earnings and index return front over last 4 quarters sizably. Indian market has recovered post sharp pull back of ~15% in July/August and valuation are no more inexpensive, given modest earnings moderation lately. India is more sensitive to energy prices as compared to most of its peers. With oil still at US\$90, the CAD can deteriorate by >1.5% for FY23 to 3-3.5%, depending upon the period of elevated energy prices, putting pressure on inflation and currency. RBI has used reserves as first line of defense for currency, and thus interest rates increase might now be higher towards 6-6.5% as compared to earlier expectation of increase till 6% repo rate. Expect inflation to range above 6% through next 2-3 quarters before moderating. Clearly, we are vulnerable - if this sustains for longer period. If energy prices correct the way they have been during last few weeks, we might see faster moderation of inflation and lower need to increase interest rates.

Having said that there are no macro worries, given >US\$530bn of forex and > US\$30-50bn of FDI annually. We are working with a base case that the energy prices will adjust itself within next 2-3 quarters and thus the impact on economy and earnings would be far less than what market is projecting. India story remains constructive, if the energy prices moderate in a shorter time frame than anticipated.

While in near term there are challenges; equity outlook from medium term perspective remains constructive for India. We see several factors which are constructive viz. 1) Corporate earnings are expected to be healthy over 2-3 years with nominal GDP growth at 10-11% CAGR, 2) Government has shifted focus to growth despite fiscal constraints - visible in Govt/PSU capex numbers - benefited by higher than expected tax revenues for FY23, 3) Exports while will moderate, are still likely to be resilient in pockets, 4) Bank and Corporate balance sheets have gone through de-leveraging over last 6-7 years and are ready for growth as environment stabilizes and 5) discretionary consumer demand remains healthy- visible in Auto, Retail, Real estate, Travel etc. All these factors indicate a conducive growth environment as compared to past few years on domestic front through next 3 years.

At aggregate level, the nifty earnings growth estimates for FY23/24 have remained unchanged with 12-14% CAGR, respectively. After a span of five years, we have witnessed earnings upgrades through 2HFY21/22. The earnings upgrade cycle has taken a pause in 1HFY23 due raw material price pressures - after 6 consecutive quarters of earnings upgrade of ~25%. The earnings upgrades cycle has moved to domestic cyclical from exporting sectors. The earnings upgrade cycle has firmly shifted from externally focused sectors like IT, Commodities/other exporters towards domestically focused sectors like Financials, Discretionary, auto, Industrials, Housing etc. Assuming the energy prices moderate to <US\$80 within next 3-6 months, this cycle could convert into a full-fledged business and credit cycle for next 3 years. Given this context, the portfolios have also gradually been aligned to sectors where the earnings upgrades are likely to happen over the next 2 years, the domestic cyclical.

Nifty is trading at 19x FY24 on consensus earnings, in a fair valuation zone from medium term perspective, assuming earnings downgrades are not substantial in FY23/24. The current uncertainty is good medium term valuation entry point for Indian market in our view, given that most domestic enablers are in place, and we are underway a cyclical upturn in domestic economy and earnings.

Key risk still appears to be on 1) Earnings downgrades, if energy prices remain elevated for longer period than anticipated, 2) stagflation, 3) Escalation of war and 4) Negative impact on domestic growth and due to longer and higher global inflation.

Source: ICRA MFI Explorer



Mr. Avnish Jain
Head - Fixed Income

Global Economy Update:

Global economic activity experienced a loss of momentum in Q2:2022, with most economies exhibiting contraction or deceleration as the outlook deteriorated. This was reflected in a sequential fall in the composite lead indicator (CLI) for OECD countries for 13 months in a row up to August 2022. Synchronised and aggressive monetary tightening, lingering uncertainty from geopolitical tensions, continued supply chain disruptions and multi-decadal high inflation were the major drags on growth. Both business conditions and consumer confidence worsened with the decline in the latter being more pronounced.

Indian Economic Growth:

Loss of momentum in global economic activity may be taking the edge off inflation, which remains elevated. The Indian economy is poised to shrug off the modest tapering of growth momentum in the first quarter of 2022-23. Aggregate demand seems firm and poised to expand further as the festival season sets in. Domestic financial conditions remain supportive of growth impulses. Inflation remains elevated and above the tolerance level, underscoring the need for monetary policy to keep second order effects contained and inflation expectations firmly anchored. Government data showed that India's gross domestic product (GDP) grew 13.5% on a yearly basis for the quarter ended Jun 30, 2022, as compared to a growth of 20.1% in the same period of the previous year. However, economists expect the pace of India's economic growth to sharply slow in the next few quarters as higher interest rates hit economic activity.

According to the United Nations Conference on Trade and Development (UNCTAD), India's economy will increase by 5.7% in 2022 and 4.7% in 2023. In FY22, India's GDP increased by 8.7%. It stated in its annual Trade and Development Report 2022 that the global economy is likely to increase 2.6% in 2022, which is 0.9% points lower than the rate projected in the previous year's report.

The Organization for Economic Co-operation and Development (OECD) retained its projection of the growth of the Indian economy at 6.9% for FY23. OECD further added that the growth of the Indian economy may come down to 5.7% in the next fiscal. OECD attributed India's projected slowdown to muted external demand. RBI projects GDP to grow at 7% in FY2023.

According to S&P Global, India's Manufacturing Purchasing Managers' Index fell to 55.1 in Sep 2022 from 56.2 in Aug 2022. India's manufacturing sector dropped due to a slowing in demand and output despite reducing inflationary pressures and robust business confidence. Input costs increased at the weakest rate since Oct 2020, and majority of businesses reported no change in purchase prices.

The provisional payroll data by the ministry of statistics and programme implementation shows that net new subscriber addition under the EPFO grew by 13% to 1.82 million in Jul 2022 compared to 1.61 million in Jun 2022.

S&P Global India Services Purchasing Managers' Index fell to 54.3 in Sep 2022 from 57.2 in Aug 2022. India's services sector fell in Sep 2022 amid substantial easing in demand amid high inflation. The overall S&P Global India Composite PMI Output Index slowed to 55.1 in Sep from 58.2 in Aug as both manufacturing and services sectors cooled on falling demand.

Data from Reserve Bank of India showed that reserve money grew 10.7% on a yearly basis for the week ended Sep 23, 2022, compared to an increase of 14.7% in the same period of the previous year. The currency in circulation grew 8.3% on a yearly basis for the week ended Sep 23, 2022, compared to an increase of 9.0% in the same period of the previous year.

Inflation:

Global: Inflation remained elevated much above targets/ tolerance levels in both AEs and emerging market economies (EMEs), driven up by energy and food prices. The US headline CPI inflation (y-o-y) moderated to 8.3 per cent in August 2022 from 8.5 per cent in July while core CPI accelerated to 6.3 per cent in August.

Euro area annual inflation shot up to a record high of 9.1 per cent in August, primarily driven by high energy prices followed by those of food, alcohol, and tobacco. CPI inflation in the UK eased to 9.9 per cent (y-o-y) in August 2022 from its double-digit peak in July due to moderation in motor fuel prices.

Among the BRICS economies, inflation in Brazil eased to 8.7 per cent in August from 10.1 per cent in July, while in China it eased to 2.5 per cent. In Russia, inflation softened further to 14.3 per cent in August from 15.1 per cent in July.

India: India's consumer price index-based inflation (CPI) rose to 7.00% in Aug 2022 as against 6.71% in Jul 2022 mainly due to higher food prices. The consumer price index-based inflation is above the Reserve Bank of India's comfort level of 6% for the eighth month in a row. Consumer Food Price Index (CFPI) also rose to 7.62% in Aug as compared to 6.69% in Jul.

India's Wholesale price index-based inflation (WPI) eased to 12.41% YoY in Aug 2022 as against 13.93% rise in Jul 2022. The decline came due to softening in prices of manufactured and fuel products, even as food items remained expensive. WPI based rate of inflation in the same period of the previous year stood at 11.64%. The growth of WPI Food index stood at 9.93% in Aug 2022 as against 9.41% in Jul 2022 and 11.78% in Jun 2022.

RBI Monetary Policy Update (September 30, 2022):

In line with market expectations, RBI Monetary Policy Committee (MPC) raised repo rate by 50bps to 5.90%, while maintaining stance of "withdrawal of accommodation to ensure that inflation remains within the target going forward, while supporting growth". Such a move was largely anticipated as global central banks have been raising rates aggressively in last 6 months to fight high inflation in developed economies, not seen in decades. While inflation in India has not been so high, it has still been above MPC's target of 6% since start of the fiscal 2023. However, inflation has been on downtrend after touching 7.8% in June 2022 and is expected to ease to 5% by 1QFY2024 (as per RBI projections). The MPC was in a backdrop of continued headwinds from geo-political tensions, tightening financial conditions, volatile currency markets as well as reversal of portfolio flows.

Indian macro conditions have been relatively better with sound GDP growth, and moderating inflation, though external sector has been under pressure due to high commodity prices, and For portfolio outflows. However, the Indian currency has fared much better in comparison to some emerging market currencies as well as developed market currencies. Drop in crude oil prices has been a welcome development for India as it will help stabilizing the external sector as well likely will reduce inflation going forward. RBI MPC reduced the projection for GDP growth for FY2023 to 7% (from 7.2% in Aug 22 policy) whilst maintaining inflation projection of 6.7% in full year FY2023. RBI further expects inflation to fall to 5% in 1QFY2024.

Export & Trade Deficit:

Exports from India fell 3.2 percent year-on-year to USD 32.62 billion in September of 2022, the lowest in ten months as growth worries weighed on demand.

India current account deficit widened to \$23.9 billion in the second quarter of 2022, the highest since the last quarter of 2012, and compared to market forecasts of a \$30.5 billion gap. It is equivalent to 2.8% of GDP. The trade deficit increased sharply to \$68.6 billion from \$30.7 billion a year ago, as imports soar amid rising commodity prices and a strong dollar. Also, the primary income gap increased to \$9.3 billion from \$7.5 billion, amid an increase in net outgo of investment income payments. On the other hand, the services surplus widened to \$31.1 billion from \$25.8 billion, pushed by rising exports of computers, transportation, business, and travel services while the secondary income surplus went up to \$22.9 billion from \$19 billion.

The government has decided to lower borrowing for the current fiscal by Rs. 10,000 crores than earlier projected for FY23 in the budget.

According to data from the Reserve Bank of India, Indian IT service providers exported 88.8% of their software services via the offshore mode, up from 82.8% five years prior in FY22.

Bond Yields & Spreads:

Bond yields fell, in early part of September, as expectation of progress towards inclusion of bonds in global indices gathered pace. Yield on 10Y bond (7.26% 2032) dropped to a low of 7.08% (from 7.18% at end of August). Latter part of September saw reversal of yields as market chatter on bond inclusion faded, and on reversal of global risk sentiments. 10Y closed the month at 7.40% on policy hike by the RBI MPC.

Overall, the yield curve is pricing in continued easing of inflation, but with continued tightening of monetary conditions in the period ahead, witnessed by continued rise in short term rates and subsequent flattening of the yield curve.

Corporate bond yields fell/rose in tandem with the G-sec yields across tenors and the rating spectrum. Credit risk premium as reflected in the spread of corporate bond yields over G-sec yields of equivalent maturities also declined marginally during the same period, except for upto 1 year segment, where corporate spreads have gone up. Corporate issuance remained modest though it gathered a little pace, with primary market issuances during 2022-23 so far (up to Aug 2022) at Rs.1.91lakh crore.

Fixed Income Market View:

The sharp concurrent tightening of financial conditions in advanced economies (AEs) is leading to recession fears in large economies with risks of spill overs to emerging markets through global trade and financial linkages. Global yields continued the uptrend as global central banks vowed to fight inflation, even in face of recession. US Federal Reserve (US FED) raised rates again by 75bps, taking the funds rate to 3.00-3.25%, the fastest pace of increase in a very long time. Data of US economy continues to show strength, especially the labor markets, though the housing markets have seen correction. The strong labor market is likely to continue to push the FED to keep raising rates till moderation of inflation is seen on more consistent basis and labour markets show signs of easing.

As euphoria of index bond inclusion faded, yields reversed and rose during the month. Oil prices corrected sharply during the month, further supporting market sentiment. However, oil prices recovered from lows as the OPEC+ chose to cut production output by a massive 2mbpd. This was probably necessitated on fears of recession impacting future oil demand. Strong FII inflows in equity in August reversed in September on global risk off sentiment, with rupee breaching the INR 80/USD mark and closing the month at INR81.34/USD. Rising oil prices in latter half of September further added pressure on rupee slide as well as bond yields.

Evolving global cues relating to geo-politics, US rates, and commodity prices, would likely continue to drive Indian markets. Market participants would closely track AE inflation prints for signs of moderation in momentum, as global financial tightening is largely driven by systemically important central banks. With US economy not showing any signs of moderation, the US FED has projected to take the Fed funds rate to 4.50-4.75% by early next year. FED officials continue to push back markets on rate cut expectations for next year, indicating that rates may have to stay higher for longer in face of unprecedented inflationary environment, and even if there is pause in rate hike cycle, rate cuts are not on cards. Yields are likely to move in either direction driven by incoming data. Any negative data on growth would likely drive yields down whilst any indication of sustaining momentum in inflation could take yields higher.

RBI MPC is likely to moderate its pace of hike, as inflation is expected to drop to 5% by 1QFY2024. RBI MPC may hike by 35bps in December 2022 and further by 25bps in February taking the repo rate to 6.5%. With liquidity likely entering the deficit zone, overnight rates may trade above repo rate, potentially adding more tightening on short end. Market yields are likely to be driven more by factors like global yield, oil price movements rather than local factors. In the short term, 10Y yield may trade in 7.30-7.60% range.

Source: RBI, MOSPI, CMIE, FIMMDA, NSDL, Bloomberg, ICRA Analytics Ltd.

Snapshot of Equity Schemes / Debt Schemes / Hybrid & Other Schemes

(as on September 30, 2022)

EQUITY SCHEMES	Canara Robeco Flexicap Fund	Canara Robeco Blue Chip Equity Fund	Canara Robeco Emerging Equities	Canara Robeco Infrastructure	Canara Robeco Consumer Trends Fund	Canara Robeco Small Cap Fund	Canara Robeco Focused Equity Fund	Canara Robeco Value Fund	Canara Robeco Equity Tax Saver Fund
Category	Flexi Cap Fund	Large Cap Fund	Large & Mid Cap Fund	Thematic - Infrastructure	Thematic- Consumption & Finance Theme	Small Cap Fund	Focused Fund	Value Fund	ELSS
AUM (Cr)	8,243.04	7,988.02	14,868.69	242.09	937.50	3,767.46	1,665.26	734.98	4,176.05
Standard Deviation	19.01	18.34	21.31	23.92	20.10	26.45	-	-	20.06
Beta	0.81	0.82	0.86	0.68	0.85	0.78	-	-	0.83
Sharpe	0.95	0.97	0.95	0.79	0.87	0.95	-	-	0.90
R-Squared	0.62	0.58	0.71	0.75	0.69	1.18	-	-	0.74
Portfolio Turnover Ratio	0.36	0.45	0.25	0.25	0.55	0.08	0.58	0.44	0.37
Benchmark	S&P BSE 500 TRI	S&P BSE 100 TRI	NIFTY Large Midcap 250 TRI	S&P BSE India Infrastructure TRI	S&P BSE 100 TRI	Nifty Smallcap 250 Index TRI	S&P BSE 500 TRI	S&P BSE 500 Index TRI	S&P BSE 500 Index TRI
Fund Manager	Mr. Shridatta Bhandwalder	Mr. Shridatta Bhandwalder Mr. Vishal Mishra	Mr. Shridatta Bhandwalder	Mr. Vishal Mishra Mr. Shridatta Bhandwalder	Ms. Ennette Fernandes Mr. Shridatta Bhandwalder	Mr. Ajay Khandelwal Mr. Shridatta Bhandwalder	Mr. Shridatta Bhandwalder Mr. Amit Kadam	Mr. Vishal Mishra Ms. Silky Jain	Mr. Vishal Mishra Mr. Shridatta Bhandwalder
Exit Load	1% - if redeemed/switched out within 1 year from the date of allotment. Nil – if redeemed / switched out after 1 year from the date of allotment.						1% - if redeemed/switched out within 365 days from the date of allotment. Nil – if redeemed / switched out after 365 days from the date of allotment.		Nil

DEBT SCHEMES	Canara Robeco Overnight Fund	Canara Robeco Liquid Fund	Canara Robeco Ultra Short Term Fund	Canara Robeco Savings Fund	Canara Robeco Short Duration Fund	Canara Robeco Income Fund	Canara Robeco Dynamic Bond Fund	Canara Robeco Corporate Bond Fund	Canara Robeco Gilt Fund	Canara Robeco Banking and PSU Debt Fund
Category	Overnight Fund	Liquid Fund	Ultra Short Duration Fund	Low Duration Fund	Short Duration Fund	Medium to Long Duration Fund	Dynamic Fund	Corporate Bond Fund	Gilt Fund	Banking and PSU Fund
AUM (Cr)	282.15	2,053.82	566.11	1,006.59	556.48	126.45	120.79	203.11	86.22	440.91
Average Maturity(Yrs)	0.01	0.11	0.35	1.00	1.79	5.35	4.09	2.06	4.46	3.36
Yield to Maturity(%)	6.01	6.22	6.54	6.96	7.18	7.27	6.96	7.13	7.07	7.34
Modified Duration(Yrs)	0.01	0.10	0.33	0.88	1.57	4.01	3.08	1.72	3.37	2.63
Macaulay Duration(Yrs)	0.01	0.11	0.35	0.93	1.66	4.16	3.19	1.81	3.49	2.80
Benchmark	CRISIL Overnight Fund AI Index	CRISIL Liquid Fund AI Index	CRISIL Ultra Short Duration Fund BI Index	CRISIL Low Duration Fund BI Index	CRISIL Short Duration Fund BII Index	CRISIL Medium to Long Duration Fund BIII Index	CRISIL Dynamic Bond Fund BIII Index	CRISIL Corporate Bond Fund BIII Index	CRISIL Dynamic Gilt Index	CRISIL Banking and PSU Debt Index
Fund Manager	Ms.Suman Prasad	Mr. Kunal Jain Mr. Avnish Jain	Ms.Suman Prasad Mr. Avnish Jain	Mr. Kunal Jain Mr. Avnish Jain	Ms.Suman Prasad Mr. Avnish Jain	Mr. Avnish Jain Mr. Kunal Jain	Mr. Kunal Jain Mr. Avnish Jain	Mr. Avnish Jain Ms.Suman Prasad	Mr. Kunal Jain Mr. Avnish Jain	Mr. Avnish Jain
Exit Load	Nil	If redeemed on Day 1; Exit Load is 0.0070%; If redeemed on Day 2; Exit Load is 0.0065%; If redeemed on Day 3; Exit Load is 0.0060%; If redeemed on Day 4; Exit Load is 0.0055%; If redeemed on Day 5; Exit Load is 0.0050%; If redeemed on Day 6; Exit Load is 0.0045%; If redeemed on or after Day 7; Exit Load is Nil.	Nil	Nil	Nil	1% - if redeemed/switched out within 12 months from the date of allotment	-If redeemed / switched out within six months from the date of allotment: 0.50% -If redeemed / switched out after six months from the date of allotment: Nil	If redeemed/switched - out within 90 Days from the date of allotment: 0.50% If redeemed/switched - out after 90 Days from the date of allotment: Nil	Nil	Nil

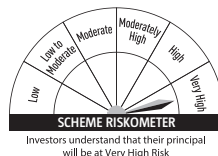
HYBRID & OTHER SCHEMES		Canara Robeco Conservative Hybrid Fund	Canara Robeco Equity Hybrid Fund
Category		Conservative Hybrid Fund	Aggressive Hybrid Fund
AUM (Cr)		1,138.53	8,178.60
Standard Deviation		5.06	14.16
Beta		0.97	0.93
Sharpe		0.76	0.95
R-Squared		0.49	0.60
Portfolio Turnover Ratio		2.44	0.93
Debt Quants	Average Maturity(Yrs)	3.00	2.25
	Yield to Maturity(%)	7.16	6.89
	Modified Duration(Yrs)	2.42	1.86
	Macaulay Duration(Yrs)	2.52	1.93
Benchmark		CRISIL Hybrid 85+15-Conservative Index	CRISIL Hybrid 35+65 - Aggressive Index
Fund Manager		Mr. Avnish Jain (Fixed Income) Mr. Shridatta Bhandwalder (Equities)	Ms. Ennette Fernandes, Mr. Shridatta Bhandwalder (Equities) Mr. Avnish Jain (Fixed Income)
Exit Load		For any redemption / switch out upto 10% of units within 1 Year from the date of allotment - Nil For any redemption / switch out more than 10% of units within 1 Year from the date of allotment - 1% For any redemption/switch out after 1 Year from the date of allotment - Nil	

CANARA ROBECO FLEXICAP FUND (CRFCF)

(as on September 30, 2022)

This product is suitable for investors who are seeking*:

- Capital appreciation over long term
- Investment in equity and equity related instruments across large cap, mid cap, small cap stocks



*Investors should consult their financial advisers if in doubt about whether the product is suitable for them.

FUND INFORMATION

CATEGORY/TYPE: Flexi Cap Fund - An open-ended dynamic equity scheme investing across large cap, mid cap, small cap stocks

SCHEME OBJECTIVE: To generate capital appreciation by investing in equity and equity related securities. However, there can be no assurance that the investment objective of the scheme will be realized.

Monthend AUM* : ₹ 8,243.04 Crores

Monthly AVG AUM : ₹ 8,364.03 Crores

NAV: (as on September 30, 2022)

Direct Plan - Growth Option ₹ 237.2900

Regular Plan - Growth Option ₹ 218.6700

Regular Plan - IDCW (payout/reinvestment) ₹ 45.0300

Direct Plan - IDCW (payout/reinvestment) ₹ 66.2400

DATE OF ALLOTMENT: September 16, 2003

ASSET ALLOCATION:

Equity & Equity Related Instruments - 65% to 100% (Risk-High)

Debt and money- market instruments - 0% to 35% (Risk-Low to medium)

Reits/Invits- 0% to 10% (Risk- Medium to High)

MINIMUM INVESTMENT:

₹ 5000 and in multiples of ₹1 thereafter

Subsequent purchases: Minimum amount of ₹1000 and multiples of ₹1 thereafter

SIP: For Any date/monthly frequency – ₹ 1000 and in multiples of ₹1 thereafter

For quarterly frequency – ₹ 2000 and in multiples of ₹ 1 thereafter

STP: For Daily/Weekly/Monthly frequency – ₹ 1000 and in multiples of ₹1 thereafter

For quarterly frequency – ₹ 2000 and in multiples of ₹ 1 thereafter

SWP: For monthly frequency – ₹ 1000 and in multiples of ₹1 thereafter

For quarterly frequency – ₹ 2000 and in multiples of ₹ 1 thereafter

PLANS / OPTIONS : Regular Plan - Reinvestment of Income Distribution cum Capital Withdrawal Option

Regular Plan - Payout of Income Distribution cum Capital Withdrawal Option

Regular Plan – Growth Option

Direct Plan - Reinvestment of Income Distribution cum Capital Withdrawal Option

Direct Plan - Payout of Income Distribution cum Capital Withdrawal Option

Direct Plan – Growth Option

ENTRY LOAD: Nil

EXIT LOAD:

1% - if redeemed/switched out within 1 year from the date of allotment.

Nil – if redeemed / switched out after 1 year from the date of allotment.

EXPENSERATIO^:

Regular Plan : 1.85%

Direct Plan : 0.49%

BENCHMARK: S&P BSE 500 TRI

FUND MANAGER: Mr. Shridatta Bhandwaladar

TOTAL EXPERIENCE: 15 Years

MANAGING THIS FUND: Since 5-July-16

PRODUCT POSITIONING

Canara Robeco Flexicap Fund is an open ended flexi cap fund and follows a predominantly bottom-up investment approach with a focus on fundamentally sound companies which may deliver capital appreciation over the long-term. The fund also takes Top-down approach to identify sectoral themes based on the available opportunities. The fund is a market agnostic fund and take exposure across large, mid and small cap companies having high conviction ideas. The fund provides a blend of 'Growth' and 'Value' style of investing.

QUANTITATIVE INFORMATION⁵

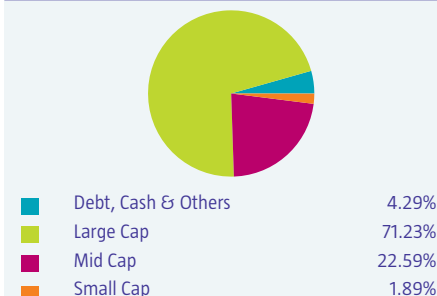
Standard Deviation	19.01
Portfolio Beta	0.81
Portfolio Turnover Ratio	0.36 times
R-Squared	0.95
Sharpe Ratio	0.62

PORTFOLIO

Name of the Instruments	% to NAV
Equities	95.71
Listed	95.71
Banks	25.51
ICICI Bank Ltd	8.13
HDFC Bank Ltd	7.82
State Bank of India	3.75
Axis Bank Ltd	3.39
Kotak Mahindra Bank Ltd	1.93
IndusInd Bank Ltd	0.49
IT - Software	8.63
Infosys Ltd	5.59
Tata Consultancy Services Ltd	1.76
Mphasis Ltd	0.95
HCL Technologies Ltd	0.33
Finance	5.79
Bajaj Finance Ltd	3.40
Cholamandalam Investment and Finance Co Ltd	1.31
SBI Cards and Payment Services Ltd	0.95
Can Fin Homes Ltd	0.13
Petroleum Products	4.98
Reliance Industries Ltd	4.98
Pharmaceuticals & Biotechnology	4.25
Sun Pharmaceutical Industries Ltd	2.11
Abbott India Ltd	1.16
Gland Pharma Ltd	0.62
IPCA Laboratories Ltd	0.36
Chemicals & Petrochemicals	3.97
Navin Fluorine International Ltd	1.50
Atul Ltd	1.36
Vinati Organics Ltd	1.11
Diversified Fmcg	3.77
Hindustan Unilever Ltd	3.77
Automobiles	3.49
Maruti Suzuki India Ltd	2.72
Tata Motors Ltd	0.77
Telecom - Services	3.07
Bharti Airtel Ltd	3.07
Construction	2.94
Larsen & Toubro Ltd	2.94
Consumer Durables	2.88
Titan Co Ltd	1.30
Bata India Ltd	0.87
Asian Paints Ltd	0.44
Voltas Ltd	0.27
Cement & Cement Products	2.68
Ultratech Cement Ltd	1.53

J.K. Cement Ltd	1.15
Auto Components	2.51
Uno Minda Ltd	1.60
Sona BLW Precision Forgings Ltd	0.91
Electrical Equipment	2.30
ABB India Ltd	1.30
CG Power and Industrial Solutions Ltd	1.00
Retailing	2.03
Avenue Supermarkets Ltd	1.60
Vedant Fashions Ltd	0.43
Leisure Services	1.93
Indian Hotels Co Ltd	1.73
Jubilant Foodworks Ltd	0.20
Industrial Products	1.83
Polycab India Ltd	1.09
KEI Industries Ltd	0.74
Healthcare Services	1.64
Max Healthcare Institute Ltd	1.64
Aerospace & Defense	1.60
Bharat Electronics Ltd	1.60
Realty	1.20
Oberoi Realty Ltd	1.20
Power	1.17
NTPC Ltd	1.17
Agricultural Food & Other Products	1.14
Tata Consumer Products Ltd	1.14
Insurance	1.13
Max Financial Services Ltd	1.13
Fertilizers & Agrochemicals	1.08
PI Industries Ltd	1.08
Transport Services	1.02
TCI Express Ltd	1.02
Food Products	0.91
Britannia Industries Ltd	0.91
Gas	0.90
Gujarat Gas Ltd	0.90
Non - Ferrous Metals	0.76
Hindalco Industries Ltd	0.76
Industrial Manufacturing	0.60
Honeywell Automation India Ltd	0.60
Money Market Instruments	5.20
Tri- party repo	5.20
Net Current Assets	-0.91
Grand Total (Net Asset)	100.00

MARKET CAPITALIZATION



⁵Source ICRA MFI Explorer ● # Monthend AUM as on 30.09.2022 ● ^The expense ratios mentioned for the schemes includes GST on investment management fees. ● Please refer page no. 43 for disclaimers.

CANARA ROBECO BLUE CHIP EQUITY FUND (CRBCEF)

(as on September 30, 2022)

This product is suitable for investors who are seeking*:

- Capital appreciation over long term
- Investing predominantly in equities and equity related instruments of large cap companies



*Investors should consult their financial advisers if in doubt about whether the product is suitable for them.

FUND INFORMATION

CATEGORY/TYPE : Large Cap Fund - An open ended equity scheme predominantly investing in large cap stocks

SCHEME OBJECTIVE :

The Investment Objective of the fund is to provide capital appreciation by predominantly investing in companies having a large market capitalization. However, there can be no assurance that the investment objective of the scheme will be realized.

Monthend AUM* : ₹ 7,988.02 Crores

Monthly AVG AUM : ₹ 8,079.05 Crores

NAV: (as on September 30, 2022)

Direct Plan - Growth Option ₹ 45.0400

Regular Plan - Growth Option ₹ 40.3500

Regular Plan - IDCW (payout/reinvestment) ₹ 20.8200

Direct Plan - IDCW (payout/reinvestment) ₹ 36.6700

DATE OF ALLOTMENT : August 20, 2010

ASSET ALLOCATION :

Large Cap equity and equity related instruments* - 80% to 100% (Risk- High)

Other Equity and equity related instruments - 0% to 20% (Risk- Low)

Debt and Money Market Instruments - 0% to 20% (Risk- Low to Medium)

Reits/Invits - 0% to 10% (Risk- Medium to High)

*As defined by SEBI Circular No. SEBI/HO/IMD/DF3/CIR/P/2017/114 dated October 06, 2017 and SEBI/HO/IMD/DF3/CIR/P/2017/126 dated December 04, 2017 and as amended from time to time (currently it defines Large Cap Companies as those which are ranked from 1 to 100 based on their full market capitalization).

MINIMUM INVESTMENT:

₹ 5000 and in multiples of ₹1 thereafter

Subsequent purchases: Minimum amount of ₹ 1000 and multiples of ₹1 thereafter

SIP: For Any date/monthly frequency – ₹ 1000 and in multiples of ₹1 thereafter

For quarterly frequency – ₹ 2000 and in multiples of ₹ 1 thereafter

STP: For Daily/Weekly/Monthly frequency – ₹ 1000 and in multiples of ₹ 1 thereafter

For quarterly frequency – ₹ 2000 and in multiples of ₹ 1 thereafter

SWP: For monthly frequency – ₹ 1000 and in multiples of ₹ 1 thereafter

For quarterly frequency – ₹ 2000 and in multiples of ₹ 1 thereafter

PLANS / OPTIONS :

Regular Plan - Reinvestment of Income Distribution cum Capital Withdrawal Option

Regular Plan - Payout of Income Distribution cum Capital Withdrawal Option

Regular Plan - Growth Option

Direct Plan - Reinvestment of Income Distribution cum Capital Withdrawal Option

Direct Plan - Payout of Income Distribution cum Capital Withdrawal Option

Direct Plan - Growth Option

ENTRY LOAD: Nil

EXIT LOAD:

1% - if redeemed/switched out within 1 year from the date of allotment.

Nil - if redeemed / switched out after 1 year from the date of allotment

EXPENSE RATIO^:

Regular Plan : 1.86%

Direct Plan : 0.38%

BENCHMARK : S&P BSE 100 TRI

FUND MANAGER : 1) Mr. Shridatta Bhandwaladar
2) Mr. Vishal Mishra

TOTAL EXPERIENCE : 1) 15 Years
2) 18 Years

MANAGING THIS FUND : 1) Since 5-July-16
2) Since 01-June-21

PRODUCT POSITIONING

Canara Robeco Bluechip Equity Fund is an open ended large cap fund which will invest in Top 100 companies based on their full Market Capitalisation. The fund provides a blend of 'Growth' and 'Value' style of investing. The fund aims to benefit from the growing Indian economy by investing in large cap stocks as they have a potential to grow in tandem with Indian economy.

QUANTITATIVE INFORMATION\$

Standard Deviation	18.34
Portfolio Beta	0.82
Portfolio Turnover Ratio	0.45 times
R-Squared	0.97
Sharpe Ratio	0.58

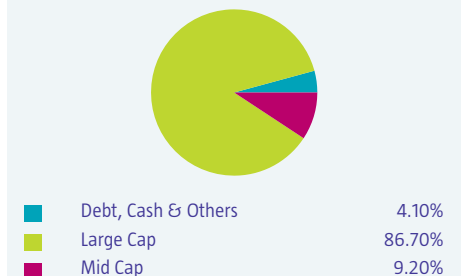
PORTFOLIO

Name of the Instruments	% to NAV
Equities	95.94
Listed	95.94
Banks	28.88
ICICI Bank Ltd	9.23
HDFC Bank Ltd	9.01
State Bank of India	4.04
Axis Bank Ltd	3.40
Kotak Mahindra Bank Ltd	2.24
IndusInd Bank Ltd	0.96
IT - Software	9.44
Infosys Ltd	6.03
Tata Consultancy Services Ltd	2.24
Mphasis Ltd	0.69
HCL Technologies Ltd	0.48
Diversified Fmcg	6.62
Hindustan Unilever Ltd	3.60
ITC Ltd	3.02
Automobiles	6.00
Maruti Suzuki India Ltd	3.10
Mahindra & Mahindra Ltd	1.57
Tata Motors Ltd	0.71
Bajaj Auto Ltd	0.62
Petroleum Products	5.89
Reliance Industries Ltd	5.89
Finance	5.83
Bajaj Finance Ltd	3.54
Cholamandalam Investment and Finance Co Ltd	1.35
Housing Development Finance Corporation Ltd	0.94
Pharmaceuticals & Biotechnology	4.52
Sun Pharmaceutical Industries Ltd	2.13
Abbott India Ltd	1.19
Cipla Ltd	0.62
Gland Pharma Ltd	0.58
Telecom - Services	3.74
Bharti Airtel Ltd	3.74

Construction	3.49
Larsen & Toubro Ltd	3.49
Cement & Cement Products	2.32
Ultratech Cement Ltd	1.92
Ambuja Cements Ltd	0.40
Electrical Equipment	2.17
ABB India Ltd	1.15
Siemens Ltd	1.02
Consumer Durables	1.97
Titan Co Ltd	1.30
Asian Paints Ltd	0.67
Insurance	1.73
SBI Life Insurance Co Ltd	0.99
Max Financial Services Ltd	0.74
Retailing	1.65
Avenue Supermarts Ltd	1.65
Power	1.56
NTPC Ltd	1.56
Healthcare Services	1.55
Max Healthcare Institute Ltd	1.55
Textiles & Apparels	1.51
Page Industries Ltd	1.51
Beverages	1.43
United Spirits Ltd	1.43
Agricultural Food & Other Products	0.94
Tata Consumer Products Ltd	0.94
Aerospace & Defense	0.92
Bharat Electronics Ltd	0.92
Fertilizers & Agrochemicals	0.92
PI Industries Ltd	0.92
Gas	0.88
Gujarat Gas Ltd	0.88
Auto Components	0.84
Sona Blw Precision Forgings Ltd	0.84
Non - Ferrous Metals	0.72
Hindalco Industries Ltd	0.72
Leisure Services	0.42
Indian Hotels Co Ltd	0.42
Money Market Instruments	5.13
Tri - party repo	5.13
Net Current Assets	-1.06

Grand Total (Net Asset) 100.00

MARKET CAPITALIZATION

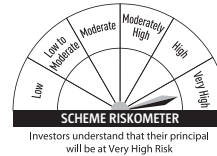


CANARA ROBECO EMERGING EQUITIES (CREE)

(as on September 30, 2022)

This product is suitable for investors who are seeking*:

- Capital appreciation over long term
- Investing predominantly in equities and equity related instruments of both large cap and mid cap companies



*Investors should consult their financial advisers if in doubt about whether the product is suitable for them.

FUND INFORMATION

CATEGORY/TYPE: Large & Mid Cap Fund - An open ended equity scheme investing in both large cap and mid cap stocks

SCHEME OBJECTIVE: To generate capital appreciation by investing in a diversified portfolio of large and mid-cap stocks. However, there can be no assurance that the investment objective of the scheme will be realized.

Monthend AUM* : ₹ 14,868.69 Crores

Monthly AVG AUM : ₹ 15,058.06 Crores

NAV: (as on September 30, 2022)

Direct Plan - Growth Option ₹ 178.7500

Regular Plan - Growth Option ₹ 160.8000

Regular Plan - IDCW (payout/reinvestment) ₹ 61.3400

Direct Plan - IDCW (payout/reinvestment) ₹ 90.6000

DATE OF ALLOTMENT: March 11, 2005

ASSET ALLOCATION:

Large Cap equity and equity related instruments* - 35% to 65%. (Risk- High)

Mid Cap equity and equity related instruments* - 35% to 65% (Risk- High)

Other equity and equity related instruments, debt and money market instruments - 0% to 30% (Risk- Low to Medium)

Reits/Invits- 0% to 10%. (Risk- Medium to High)

*As defined by SEBI Circular No. SEBI / HO / IMD / DF3 / CIR / P / 2017 / 114 dated October 06, 2017 and SEBI/HO/IMD/DF3/CIR/P/2017/126 dated December 04, 2017 as amended from time to time. (Currently it defines Large Cap Companies as those which are ranked from 1 to 100 and Mid Cap Companies as those which are ranked from 101 to 250 based on their full market capitalization.)

MINIMUM INVESTMENT:

₹ 5000 and in multiples of ₹1 thereafter

Subsequent purchases: Minimum amount of ₹ 1000 and multiples of ₹1 thereafter

SIP: For Any date/monthly frequency – ₹ 1000 and in multiples of ₹1 thereafter

For quarterly frequency – ₹ 2000 and in multiples of ₹ 1 thereafter

STP: For Daily/Weekly/Monthly frequency – ₹ 1000 and in multiples of ₹1 thereafter

For quarterly frequency – ₹ 2000 and in multiples of ₹ 1 thereafter

SWP: For monthly frequency – ₹ 1000 and in multiples of ₹1 thereafter

For quarterly frequency – ₹ 2000 and in multiples of ₹ 1 thereafter

PLANS / OPTIONS: Regular Plan - Reinvestment of Income Distribution cum Capital Withdrawal Option

Regular Plan - Payout of Income Distribution cum Capital Withdrawal Option

Regular Plan - Growth Option

Direct Plan - Reinvestment of Income Distribution cum Capital Withdrawal Option

Direct Plan - Payout of Income Distribution cum Capital Withdrawal Option

Direct Plan - Growth Option

ENTRY LOAD: Nil

EXIT LOAD:

1% - If redeemed/switched out within 1 year from the date of allotment

Nil - if redeemed/switched out after 1 year from the date of allotment

EXPENSE RATIO^:

Regular Plan : 1.82%

Direct Plan : 0.58%

BENCHMARK: NIFTY Large Midcap 250 TRI

FUND MANAGER: Mr. Shridatta Bhandwalder

TOTAL EXPERIENCE: 15 Years

MANAGING THIS FUND: Since 01-Oct-19

PRODUCT POSITIONING

Canara Robeco Emerging Equities being an open ended large & mid cap fund, follows a bottom-up approach to predominantly invest in a well diversified portfolio of companies within large & mid cap universe. The fund endeavours to identify the stars of tomorrow within the segment.

QUANTITATIVE INFORMATION[§]

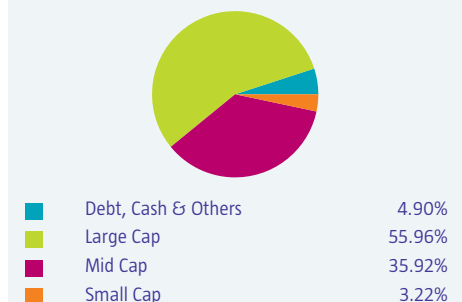
Standard Deviation	21.31
Portfolio Beta	0.86
Portfolio Turnover Ratio	0.25 times
R-Squared	0.95
Sharpe Ratio	0.71

PORTFOLIO

Name of the Instruments	% to NAV
Equities	95.10
Listed	95.10
Banks	21.75
ICICI Bank Ltd	6.69
HDFC Bank Ltd	5.79
State Bank of India	3.62
Axis Bank Ltd	3.00
Kotak Mahindra Bank Ltd	1.39
City Union Bank Ltd	1.26
IT - Software	6.35
Infosys Ltd	3.99
Mphasis Ltd	1.31
Tata Consultancy Services Ltd	1.05
Finance	5.53
Bajaj Finance Ltd	3.02
Cholamandalam Investment and Finance Co Ltd	2.51
Chemicals & Petrochemicals	4.74
Atul Ltd	1.75
Navin Fluorine International Ltd	1.69
Vinati Organics Ltd	1.30
Pharmaceuticals & Biotechnology	4.58
Sun Pharmaceutical Industries Ltd	1.74
Abbott India Ltd	1.27
Gland Pharma Ltd	0.83
IPCA Laboratories Ltd	0.74
Retailing	4.10
Aditya Birla Fashion and Retail Ltd	1.99
Avenue Supermarts Ltd	1.64
Trent Ltd	0.47
Auto Components	4.10
Uno Minda Ltd	2.72
Sona Blw Precision Forgings Ltd	1.11
Balkrishna Industries Ltd	0.27
Petroleum Products	3.72
Reliance Industries Ltd	3.72
Industrial Products	3.54
Polycab India Ltd	1.57
AIA Engineering Ltd	1.08
Bharat Forge Ltd	0.89

Consumer Durables	3.50
Voltas Ltd	1.05
Titan Co Ltd	0.94
Kansai Nerolac Paints Ltd	0.82
Whirlpool Of India Ltd	0.69
Leisure Services	3.10
Indian Hotels Co Ltd	2.49
Jubilant Foodworks Ltd	0.61
Automobiles	3.01
Maruti Suzuki India Ltd	1.93
TVS Motor Co Ltd	1.08
Telecom - Services	2.88
Bharti Airtel Ltd	2.88
Diversified Fmcg	2.61
Hindustan Unilever Ltd	2.61
Healthcare Services	2.50
Max Healthcare Institute Ltd	2.50
Aerospace & Defense	2.41
Bharat Electronics Ltd	2.41
Construction	1.97
Larsen & Toubro Ltd	1.97
Cement & Cement Products	1.68
Ultratech Cement Ltd	1.57
The Ramco Cements Ltd	0.11
Insurance	1.61
Max Financial Services Ltd	1.61
Realty	1.44
Oberoi Realty Ltd	1.44
Gas	1.41
Gujarat Gas Ltd	1.41
Fertilizers & Agrochemicals	1.38
PI Industries Ltd	1.38
Agricultural Food & Other Products	1.35
Tata Consumer Products Ltd	1.35
Electrical Equipment	1.33
ABB India Ltd	1.33
Paper, Forest & Jute Products	1.04
Century Textile & Industries Ltd	1.04
Agricultural, Commercial & Construction Vehicles	1.03
Ashok Leyland Ltd	1.03
Transport Services	0.92
TCI Express Ltd	0.92
Industrial Manufacturing	0.77
Honeywell Automation India Ltd	0.77
Textiles & Apparels	0.75
Page Industries Ltd	0.75
Money Market Instruments	5.16
Tri - party repo	5.16
Net Current Assets	-0.26
Grand Total (Net Asset)	100.00

MARKET CAPITALIZATION



[§]Source ICRA MFI Explorer ● # Monthend AUM as on 30.09.2022 ● ^The expense ratios mentioned for the schemes includes GST on investment management fees. ● Please refer page no. 43 for disclaimers.

CANARA ROBECO SMALL CAP FUND (CRSCF)

(as on September 30, 2022)

This product is suitable for investors who are seeking*:

- Capital appreciation over long term
- Investing predominantly in equities and equity related instruments of small cap companies



*Investors should consult their financial advisers if in doubt about whether the product is suitable for them.

FUND INFORMATION

CATEGORY/TYPE: Small Cap Fund -An open-ended equity scheme predominantly investing in small cap stocks.

SCHEME OBJECTIVE:

The investment objective of the Scheme is to generate capital appreciation by investing predominantly in Small Cap stocks. However, there can be no assurance that the investment objective of the scheme will be realized.

Monthend AUM[#] : ₹ 3,767.46 Crores

Monthly AVG AUM : ₹ 3,678.27 Crores

NAV: (as on September 30, 2022)

Direct Plan - Growth Option ₹ 26.0400

Regular Plan - Growth Option ₹ 24.4500

Regular Plan - IDCW (payout/reinvestment) ₹ 22.7000

Direct Plan - IDCW (payout/reinvestment) ₹ 24.4700

DATE OF ALLOTMENT: February 15, 2019

ASSET ALLOCATION:

Equity and Equity-related Instruments of Smallcap companies* 65% to 100% (High)

Equity and Equity-related Instruments of companies other than Smallcap companies 0% to 35% (High)

Debt and Money Market Instruments 0% to 35% (Low to Medium)

Units issued by REITs and InvITs 0% to 10% (Medium to High)

*Investment universe of "Small Cap": The investment universe of "Small Cap" shall comprise companies as defined by SEBI from time to time. In terms of SEBI circular SEBI/ HO/ IMD/ DF3/ CIR/ P/ 2017/ 114 dated October 6, 2017, the universe of "Small Cap" shall consist of 251st company onwards in terms of full market capitalization

MINIMUM INVESTMENT:

₹ 5000 and in multiples of ₹1 thereafter

Subsequent purchases: Minimum amount of ₹ 1000 and multiples of ₹1 thereafter

SIP: For Any date/monthly frequency – ₹ 1000 and in multiples of ₹1 thereafter

For quarterly frequency – ₹ 2000 and in multiples of ₹ 1 thereafter

STP: For Daily/Weekly/Monthly frequency – ₹ 1000 and in multiples of ₹1 thereafter

For quarterly frequency – ₹ 2000 and in multiples of ₹ 1 thereafter

SWP: For monthly frequency – ₹ 1000 and in multiples of ₹1 thereafter

For quarterly frequency – ₹ 2000 and in multiples of ₹ 1 thereafter

PLANS / OPTIONS:

Regular Plan - Reinvestment of Income Distribution cum Capital Withdrawal Option

Regular Plan - Payout of Income Distribution cum Capital Withdrawal Option

Regular Plan - Growth Option

Direct Plan - Reinvestment of Income Distribution cum Capital Withdrawal Option

Direct Plan - Payout of Income Distribution cum Capital Withdrawal Option

Direct Plan - Growth Option

ENTRY LOAD: Nil

EXIT LOAD: In respect of each purchase / switch-in of units, 1% - if Units are redeemed / switched-out within 1 year from the date of allotment. Nil – if redeemed / switched out after 1 year from the date of allotment.

EXPENSE RATIO[^]:

Regular Plan : 2.08% Direct Plan : 0.39%

BENCHMARK: Nifty Smallcap 250 Index TRI

FUND MANAGER : 1) Mr. Ajay Khandelwal
2) Mr. Shridatta Bhandwadar

TOTAL EXPERIENCE : 1) 17 Years
2) 15 Years

MANAGING THIS FUND : 1) Since 16-Dec-21
2) Since 01-Oct-19

PRODUCT POSITIONING

Canara Robeco Small Cap Fund is an open-ended equity scheme predominantly investing in small cap stocks. It considers companies ranked 251st and onwards in terms of full Market Capitalization as its Investment universe. The fund provides a blend of 'Growth' and 'Value' style of investing. This Fund seeks to invest in high quality small cap business which are undervalued and have a sustainable business. Further, it aims to invest in companies with consistent earnings and reasonable valuations which could lead to Alpha Generation opportunity. Fund intends to invest at least 65% in small-cap companies which have high growth potential and remaining 35% of the portfolio across Large, Mid and Small cap companies after assessing the market conditions.

QUANTITATIVE INFORMATION[§]

Standard Deviation	26.45
Portfolio Beta	0.78
Portfolio Turnover Ratio	0.08 times
R-Squared	0.95
Sharpe Ratio	1.18

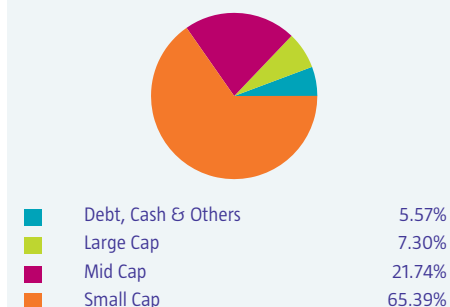
PORTFOLIO

Name of the Instruments	% to NAV
Equities	94.43
Listed	94.43
Industrial Products	8.94
Grindwell Norton Ltd	1.93
Timken India Ltd	1.79
Rhi Magnesita India Ltd	1.57
Mold Tek Packaging Ltd	1.53
KEI Industries Ltd	1.52
EPL Ltd	0.60
Capital Markets	8.51
ICRA Ltd	1.37
Multi Commodity Exchange Of India Ltd	1.37
Computer Age Management Services Ltd	1.18
Angel One Ltd	0.96
UTI Asset Management Co Ltd	0.86
Anand Rath Wealth Ltd	0.72
Central Depository Services (India) Ltd	0.55
BSE Ltd	0.54
Prudent Corporate Advisory Services Ltd	0.51
Indian Energy Exchange Ltd	0.45
Consumer Durables	7.98
Cera Sanitaryware Ltd	2.35
V.I.P. Industries Ltd	1.77
V-Guard Industries Ltd	1.28
Greenpanel Industries Ltd	1.24
Greenply Industries Ltd	0.81
Greenlam Industries Ltd	0.53
Finance	7.07
Creditaccess Grameen Ltd	1.89
Can Fin Homes Ltd	1.83
Shriram City Union Finance Ltd	1.43
Equitas Holdings Ltd	1.08
Bajaj Finance Ltd	0.84
Chemicals & Petrochemicals	6.64
Deepak Nitrite Ltd	1.55
Galaxy Surfactants Ltd	1.51
NOCIL Ltd	1.36
Fine Organic Industries Ltd	1.12
Clean Science And Technology Ltd	1.10

Auto Components	6.32
Schaeffler India Ltd	2.62
Rolex Rings Ltd	1.41
ZF Commercial Vehicle Control Systems India Ltd	1.39
Subros Ltd	0.90
Retailing	5.67
Aditya Birla Fashion and Retail Ltd	1.82
Avenue Supermarts Ltd	1.51
Vedant Fashions Ltd	1.47
V-Mart Retail Ltd	0.87
Banks	5.55
City Union Bank Ltd	2.81
Indian Bank	1.37
DCB Bank Ltd	1.37
Transport Services	4.39
Great Eastern Shipping Co Ltd	1.68
VRL Logistics Ltd	1.66
TCL Express Ltd	1.05
Construction	4.09
KNR Constructions Ltd	1.67
PNC Infratech Ltd	1.66
Ahluwalia Contracts (India) Ltd	0.76
Leisure Services	3.45
Indian Hotels Co Ltd	2.17
Westlife Development Ltd	1.28
IT - Software	2.99
MindTree Ltd	1.56
Persistent Systems Ltd	1.43
Agricultural Food & Other Products	2.89
EID Parry India Ltd	1.74
Balrampur Chini Mills Ltd	1.15
Pharmaceuticals & Biotechnology	2.63
Suven Pharmaceuticals Ltd	1.53
Abbott India Ltd	0.66
Gland Pharma Ltd	0.44
Electrical Equipment	2.50
KEC International Ltd	1.64
Thermax Ltd	0.86
Realty	2.42
Mahindra Lifespace Developers Ltd	1.61
Sobha Ltd	0.81
Paper, Forest & Jute Products	1.96
Century Textile & Industries Ltd	1.96
Aerospace & Defense	1.75
Bharat Electronics Ltd	1.75
Healthcare Services	1.55
Max Healthcare Institute Ltd	1.55
Textiles & Apparels	1.50
K.P.R. Mill Ltd	1.50
Cement & Cement Products	1.20
Ultratech Cement Ltd	1.20
Entertainment	1.10
PVR Ltd	1.10
Fertilizers & Agrochemicals	1.06
Rallis India Ltd	1.06
Commercial Services & Supplies	0.93
Teamlease Services Ltd	0.93
Industrial Manufacturing	0.63
Honeywell Automation India Ltd	0.63
Non - Ferrous Metals	0.63
National Aluminium Co Ltd	0.63
Petroleum Products	0.08
Gulf Oil Lubricants India Ltd	0.08
Money Market Instruments	6.91
Tri - party repo	6.91
Net Current Assets	-1.34

Grand Total (Net Asset) 100.00

MARKET CAPITALIZATION



CANARA ROBECO INFRASTRUCTURE (CRI)

(as on September 30, 2022)

This product is suitable for investors who are seeking*:

- Capital appreciation over long term
- Investing in equities and equity related instruments of companies following the Infrastructure Theme



*Investors should consult their financial advisers if in doubt about whether the product is suitable for them.

FUND INFORMATION

CATEGORY/TYPE: Thematic - Infrastructure - An open-ended equity scheme following infrastructure theme

SCHEME OBJECTIVE: To generate income / capital appreciation by investing in equities and equity related instruments of companies in the infrastructure sector. However, there can be no assurance that the investment objective of the scheme will be realized.

Monthend AUM * : ₹ 242.09 Crores

Monthly AVG AUM : ₹ 247.44 Crores

NAV: (as on September 30, 2022)

Direct Plan - Growth Option ₹ 87.9900

Regular Plan - Growth Option ₹ 81.0700

Regular Plan - IDCW (payout/reinvestment) ₹ 36.2400

Direct Plan - IDCW (payout/reinvestment) ₹ 48.9800

DATE OF ALLOTMENT: December 2, 2005

ASSET ALLOCATION:

Equity and equity related instruments of companies in the Infrastructure sector including derivatives of such companies - 80% to 100% (Risk- High)

Debt and Money Market instruments - 0% to 20% (Risk- Low to Medium)

Reits/Invits- 0% to 10% (Risk- Medium to High)

MINIMUM INVESTMENT:

₹ 5000 and in multiples of ₹1 thereafter

Subsequent purchases: Minimum amount of ₹ 1000 and multiples of ₹1 thereafter

SIP: For Any date/monthly frequency – ₹ 1000 and in multiples of ₹1 thereafter

For quarterly frequency – ₹ 2000 and in multiples of ₹ 1 thereafter

STP: For Daily/Weekly/Monthly frequency – ₹ 1000 and in multiples of ₹1 thereafter

For quarterly frequency – ₹ 2000 and in multiples of ₹ 1 thereafter

SWP: For monthly frequency – ₹ 1000 and in multiples of ₹1 thereafter

For quarterly frequency – ₹ 2000 and in multiples of ₹ 1 thereafter

PLANS / OPTIONS :

Regular Plan - Reinvestment of Income Distribution cum Capital Withdrawal Option

Regular Plan - Payout of Income Distribution cum Capital Withdrawal Option

Regular Plan - Growth Option

Direct Plan - Reinvestment of Income Distribution cum Capital Withdrawal Option

Direct Plan - Payout of Income Distribution cum Capital Withdrawal Option

Direct Plan - Growth Option

ENTRY LOAD: Nil

EXIT LOAD:

1% - if redeemed/switched out within 1 year from the date of allotment.

Nil – if redeemed / switched out after 1 year from the date of allotment

EXPENSE RATIO[^]:

Regular Plan : 2.54% Direct Plan : 1.33%

BENCHMARK: S&P BSE India Infrastructure TRI

FUND MANAGER: 1) Mr. Vishal Mishra
2) Mr. Shridatta Bhandwalder

TOTAL EXPERIENCE: 1) 18 Years
2) 15 Years

MANAGING THIS FUND: 1) Since 26-June-21
2) Since 29-Sept-18

PRODUCT POSITIONING

Canara Robeco Infrastructure is an open ended thematic fund which endeavours to capture opportunities in the Indian infrastructure space. The fund follows a thematic approach towards Infrastructure with a 'Growth' style of investing. The fund aims to have concentrated holdings on high conviction ideas.

QUANTITATIVE INFORMATION[§]

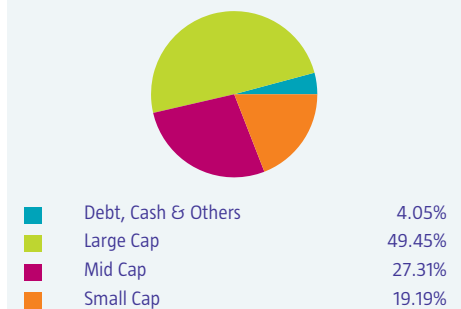
Standard Deviation	23.92
Portfolio Beta	0.68
Portfolio Turnover Ratio	0.25 times
R-Squared	0.79
Sharpe Ratio	0.75

PORTFOLIO

Name of the Instruments	% to NAV
Equities	95.95
Listed	95.95
Construction	17.09
Larsen & Toubro Ltd	9.03
KNR Constructions Ltd	3.85
Ahluwalia Contracts (India) Ltd	2.28
PNC Infratech Ltd	1.93
Electrical Equipment	16.82
Siemens Ltd	5.90
ABB India Ltd	4.94
Thermax Ltd	3.97
KEC International Ltd	2.01
Banks	10.80
ICICI Bank Ltd	6.32
State Bank of India	4.48
Auto Components	8.89
Schaeffler India Ltd	7.16
Bosch Ltd	1.73
Power	7.70
NTPC Ltd	4.02
Power Grid Corporation of India Ltd	3.68
Aerospace & Defense	7.04
Bharat Electronics Ltd	7.04
Transport Services	6.50
TCI Express Ltd	2.54
VRL Logistics Ltd	2.02
Container Corporation Of India Ltd	1.94
Industrial Products	4.90
Grindwell Norton Ltd	3.28
Timken India Ltd	1.62
Cement & Cement Products	3.19
Ambuja Cements Ltd	1.19
J.K. Cement Ltd	1.03
Ultratech Cement Ltd	0.97
Petroleum Products	2.95
Reliance Industries Ltd	1.77
Indian Oil Corporation Ltd	1.18
Realty	2.94
Brigade Enterprises Ltd	2.94
Gas	2.34
GAIL (India) Ltd	1.41
Gujarat Gas Ltd	0.93
Industrial Manufacturing	2.33
Honeywell Automation India Ltd	2.33

Non - Ferrous Metals	1.53
Hindalco Industries Ltd	1.53
Ferrous Metals	0.93
Tata Steel Ltd	0.93
Money Market Instruments	4.65
Tri - party repo	4.65
Net Current Assets	-0.60
Grand Total (Net Asset)	100.00

MARKET CAPITALIZATION



[§]Source ICRA MFI Explorer ● # Monthend AUM as on 30.09.2022 ● ^The expense ratios mentioned for the schemes includes GST on investment management fees. ● Please refer page no. 43 for disclaimers.

CANARA ROBECO CONSUMER TRENDS FUND (CRCTF)

(as on September 30, 2022)

This product is suitable for investors who are seeking*:

- Capital appreciation over long term
- Investing in equity and equity related securities of companies following the Consumption and Financial Theme



*Investors should consult their financial advisers if in doubt about whether the product is suitable for them.

FUND INFORMATION

CATEGORY/TYPE : Thematic - Consumption & Finance Theme - An open ended equity scheme following the consumption and financial theme

SCHEME OBJECTIVE: To provide long-term capital appreciation by primarily investing in equity and equity related securities of companies which directly or indirectly benefit from the growing consumer demand in India. However, there can be no assurance that the investment objective of the scheme will be realized.

Monthend AUM* : ₹ 937.50 Crores

Monthly AVG AUM : ₹ 936.17 Crores

NAV: (as on September 30, 2022)

Direct Plan - Growth Option	₹ 79.1100
Direct Plan - IDCW (payout/reinvestment)	₹ 60.3800
Regular Plan - Growth Option	₹ 71.2900
Regular Plan - IDCW (payout/reinvestment)	₹ 34.2500

DATE OF ALLOTMENT: September 14, 2009

ASSET ALLOCATION:

Equity and equity related instruments of companies which directly or indirectly benefit from the growing consumer demand in India - 80% to 100%. (Risk-High)

Other Equity and equity related instruments - 0% to 20%. (Risk-High)

Debt and Money Market instruments - 0% to 20%. (Risk-Medium to Low)

Reits/Invits - 0% to 10% (Risk-medium to High)

MINIMUM INVESTMENT :

₹ 5000 and in multiples of ₹ 1 thereafter

Subsequent purchases: Minimum amount of ₹ 1000 and multiples of ₹ 1 thereafter

SIP: For Any date/monthly frequency – ₹ 1000 and in multiples of ₹ 1 thereafter

For quarterly frequency – ₹ 2000 and in multiples of ₹ 1 thereafter

STP: For Daily/Weekly/Monthly frequency – ₹ 1000 and in multiples of ₹ 1 thereafter

For quarterly frequency – ₹ 2000 and in multiples of ₹ 1 thereafter

SWP: For monthly frequency – ₹ 1000 and in multiples of ₹ 1 thereafter

For quarterly frequency – ₹ 2000 and in multiples of ₹ 1 thereafter

PLANS / OPTIONS :

Regular Plan - Reinvestment of Income Distribution cum Capital Withdrawal Option

Regular Plan - Payout of Income Distribution cum Capital Withdrawal Option

Regular Plan - Growth Option

Direct Plan - Reinvestment of Income Distribution cum Capital Withdrawal Option

Direct Plan - Payout of Income Distribution cum Capital Withdrawal Option

Direct Plan - Growth Option

ENTRY LOAD: Nil

EXIT LOAD :

1% - If redeemed/switched out within 1 year from the date of allotment.

Nil - if redeemed/switched out after 1 year from the date of allotment

EXPENSE RATIO^:

Regular Plan : 2.38% Direct Plan : 1.00%

BENCHMARK: S&P BSE 100 TRI

FUND MANAGER: 1) Ms. Ennette Fernandes
2) Mr. Shridatta Bhandwaladar

TOTAL EXPERIENCE: 1) 12 Years
2) 15 Years

MANAGING THIS FUND: 1) Since 01-Oct-21
2) Since 01-Oct-19

PRODUCT POSITIONING

Canara Robeco Consumer Trends Fund is an open ended thematic fund predominantly investing in companies which directly or indirectly benefit from the growing consumption demand in India and looks for opportunity to invest in companies which benefit from aspirational consumption and financial penetration theme. The fund will invest in stocks across the Market Capitalisation range and will look to follow 'Growth' style of investing.

QUANTITATIVE INFORMATION[§]

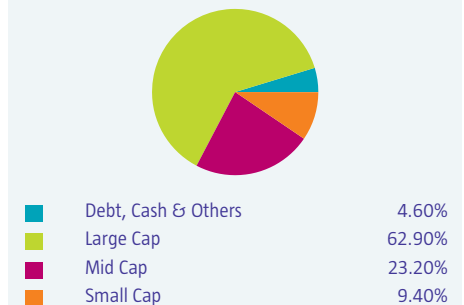
Standard Deviation	20.10
Portfolio Beta	0.85
Portfolio Turnover Ratio	0.55 times
R-Squared	0.87
Sharpe Ratio	0.69

PORTFOLIO

Name of the Instruments	% to NAV
Equities	95.39
Listed	95.39
Banks	21.34
ICICI Bank Ltd	5.98
State Bank of India	3.96
HDFC Bank Ltd	3.74
Axis Bank Ltd	3.60
City Union Bank Ltd	2.04
IndusInd Bank Ltd	2.02
Consumer Durables	11.89
Titan Co Ltd	3.75
Bata India Ltd	3.11
Havells India Ltd	2.09
Voltas Ltd	1.74
Kansai Nerolac Paints Ltd	1.20
Diversified Fmcs	11.28
ITC Ltd	5.67
Hindustan Unilever Ltd	5.61
Beverages	6.34
United Breweries Ltd	2.64
United Spirits Ltd	2.20
Varun Beverages Ltd	1.50
Automobiles	5.94
Maruti Suzuki India Ltd	4.52
Tata Motors Ltd	1.42
Leisure Services	5.44
Indian Hotels Co Ltd	3.33
Westlife Development Ltd	2.11
Finance	4.92
Bajaj Finance Ltd	2.58
SBI Cards and Payment Services Ltd	2.34
Retailing	4.07
Trent Ltd	2.42
Avenue Supermarts Ltd	1.65
Industrial Products	3.61
KEI Industries Ltd	1.89
Polycab India Ltd	1.72

Auto Components	3.48
ZF Commercial Vehicle Control Systems India Ltd	2.17
Uno Minda Ltd	1.31
Personal Products	3.20
Godrej Consumer Products Ltd	3.20
Textiles & Apparels	3.13
Page Industries Ltd	3.13
Telecom - Services	2.94
Bharti Airtel Ltd	2.94
Agricultural Food & Other Products	2.36
Tata Consumer Products Ltd	2.36
Healthcare Services	1.64
Apollo Hospitals Enterprise Ltd	1.64
Insurance	1.60
SBI Life Insurance Co Ltd	1.60
Pharmaceuticals & Biotechnology	1.15
J.B. Chemicals & Pharmaceuticals Ltd	1.15
Agricultural, Commercial & Construction Vehicles	1.06
Ashok Leyland Ltd	1.06
Money Market Instruments	4.96
Tri - party repo	4.96
Net Current Assets	-0.35
Grand Total (Net Asset)	100.00

MARKET CAPITALIZATION

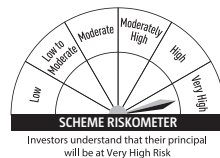


CANARA ROBECO EQUITY TAX SAVER FUND (CRETSF)

(as on September 30, 2022)

This product is suitable for investors who are seeking*:

- Capital appreciation over long term
- Investment in equity and equity related securities with a statutory lock in of 3 years and tax benefit



*Investors should consult their financial advisers if in doubt about whether the product is suitable for them.

FUND INFORMATION

CATEGORY/TYPE: ELSS - An open ended equity linked saving scheme with a statutory lock in of 3 years and tax benefit

SCHEME OBJECTIVE:

ELSS seeking to provide long term capital appreciation by predominantly investing in equities to facilitate the subscribers to seek tax benefits as provided under Section 80 C of the Income Tax Act, 1961. However, there can be no assurance that the investment objective of the scheme will be realized.

Monthend AUM[#] : ₹ 4,176.05 Crores

Monthly AVG AUM : ₹ 4,231.38 Crores

NAV: (as on September 30, 2022)

Direct Plan - Growth Option	₹	123.8600
Regular Plan - Growth Option	₹	114.5800
Regular Plan - IDCW (payout)	₹	36.0200
Direct Plan - IDCW (payout)	₹	56.4400

DATE OF ALLOTMENT: March 31, 1993

ASSET ALLOCATION:

Equity and equity related instruments - 80% to 100% (Risk-High)

Money Market instruments- 0% to 20% (Risk- Low)

MINIMUM INVESTMENT:

₹ 500 and in multiples of ₹ 1 thereafter

Subsequent purchases: Minimum amount of ₹ 500 and multiples of ₹ 1 thereafter

SIP: For Any date/monthly frequency – ₹ 500 and in multiples of ₹ 1 thereafter

For quarterly frequency – ₹ 1000 and in multiples of ₹ 1 thereafter

STP: For Daily/Weekly/Monthly frequency – ₹ 500 and in multiples of ₹ 1 thereafter

For quarterly frequency – ₹ 1000 and in multiples of ₹ 1 thereafter

SWP: For monthly frequency – ₹ 500 and in multiples of ₹ 1 thereafter

For quarterly frequency – ₹ 1000 and in multiples of ₹ 1 thereafter

PLANS / OPTIONS:

Regular Plan - Payout of Income Distribution cum Capital Withdrawal Option

Regular Plan - Growth Option

Direct Plan - Payout of Income Distribution cum Capital Withdrawal Option

Direct Plan - Growth Option

ENTRY LOAD: Nil

EXIT LOAD: Nil

EXPENSE RATIO[^]:

Regular Plan	: 1.97%
Direct Plan	: 0.60%

BENCHMARK: S&P BSE 500 Index TRI

FUND MANAGER: 1) Mr. Vishal Mishra
2) Mr. Shridatta Bhandwalder

TOTAL EXPERIENCE: 1) 18 Years
2) 15 Years

MANAGING THIS FUND: 1) Since 26-June-21
2) Since 01-Oct-19

PRODUCT POSITIONING

Canara Robeco Equity Tax Saver Fund is an open ended ELSS with a 3 year lock-in period providing Tax Benefits under Sec 80 C of Income Tax Act. The fund aims to benefit from long term investing due to its lock-in and benefits from power of compounding. The fund would invest in large, mid cap and small cap stocks with a 'Growth' style of investing.

QUANTITATIVE INFORMATION[§]

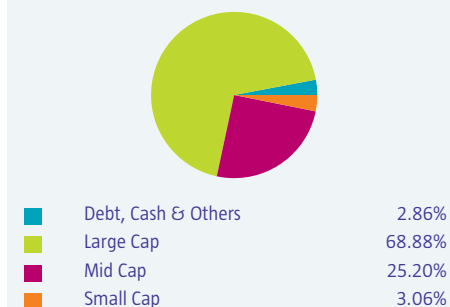
Standard Deviation	20.06
Portfolio Beta	0.83
Portfolio Turnover Ratio	0.37 times
R-Squared	0.90
Sharpe Ratio	0.74

PORTFOLIO

Name of the Instruments	% to NAV
Equities	97.14
Listed	97.14
Banks	24.40
ICICI Bank Ltd	8.03
HDFC Bank Ltd	6.37
State Bank of India	3.41
Axis Bank Ltd	3.34
Kotak Mahindra Bank Ltd	1.86
IndusInd Bank Ltd	1.39
IT - Software	9.49
Infosys Ltd	6.37
Tata Consultancy Services Ltd	2.33
Mphasis Ltd	0.79
Auto Components	5.93
Schaeffler India Ltd	2.33
Uno Minda Ltd	1.47
ZF Commercial Vehicle Control Systems India Ltd	1.20
Sona Blw Precision Forgings Ltd	0.93
Finance	5.60
Bajaj Finance Ltd	2.56
Housing Development Finance Corporation Ltd	1.63
Cholamandalam Investment and Finance Co Ltd	1.41
Pharmaceuticals & Biotechnology	5.02
Sun Pharmaceutical Industries Ltd	1.92
Abbott India Ltd	1.47
J.B. Chemicals & Pharmaceuticals Ltd	1.09
Gland Pharma Ltd	0.54
Petroleum Products	4.09
Reliance Industries Ltd	4.09
Automobiles	3.82
Maruti Suzuki India Ltd	2.46
Tata Motors Ltd	0.74
Bajaj Auto Ltd	0.62
Consumer Durables	3.52
Bata India Ltd	1.11
Titan Co Ltd	1.01
Asian Paints Ltd	1.01
Voltas Ltd	0.39
Electrical Equipment	3.48
ABB India Ltd	2.29
Siemens Ltd	1.19
Chemicals & Petrochemicals	2.63
Navin Fluorine International Ltd	1.60
Vinati Organics Ltd	1.03
Cement & Cement Products	2.55
Ultratech Cement Ltd	1.86
J.K. Cement Ltd	0.69
Diversified Fmcg	2.50
Hindustan Unilever Ltd	2.50

Telecom - Services	2.42
Bharti Airtel Ltd	2.42
Beverages	1.91
United Spirits Ltd	1.91
Leisure Services	1.89
Indian Hotels Co Ltd	1.89
Construction	1.68
Larsen & Toubro Ltd	1.68
Retailing	1.68
Trent Ltd	1.22
Avenue Supermarts Ltd	0.46
Realty	1.63
Oberoi Realty Ltd	1.63
Textiles & Apparels	1.58
Page Industries Ltd	1.58
Healthcare Services	1.50
Max Healthcare Institute Ltd	1.50
Insurance	1.48
Max Financial Services Ltd	0.75
SBI Life Insurance Co Ltd	0.73
Fertilizers & Agrochemicals	1.45
PI Industries Ltd	1.45
Transport Services	1.37
TCI Express Ltd	0.77
Container Corporation Of India Ltd	0.60
Aerospace & Defense	1.20
Bharat Electronics Ltd	1.20
Power	1.19
NTPC Ltd	1.19
Non - Ferrous Metals	0.93
Hindalco Industries Ltd	0.93
Personal Products	0.93
Godrej Consumer Products Ltd	0.93
Industrial Manufacturing	0.86
Honeywell Automation India Ltd	0.86
Gas	0.41
Gujarat Gas Ltd	0.41
Money Market Instruments	3.68
Tri - party repo	3.68
Net Current Assets	-0.82
Grand Total (Net Asset)	100.00

MARKET CAPITALIZATION



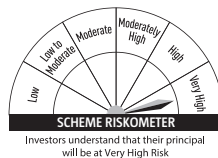
[§]Source ICRA MFI Explorer ● # Monthend AUM as on 30.09.2022 ● ^The expense ratios mentioned for the schemes includes GST on investment management fees. ● Please refer page no. 43 for disclaimers.

CANARA ROBECO FOCUSED EQUITY FUND (CRFEF)

(as on September 30, 2022)

This product is suitable for investors who are seeking*:

- Long term capital appreciation
- Investment in equity and equity related securities across market capitalisation in maximum 30 stocks.



*Investors should consult their financial advisers if in doubt about whether the product is suitable for them.

FUND INFORMATION

CATEGORY/TYPE: Focused Fund - An open ended equity scheme investing in maximum of 30 stocks in large cap, mid cap and small cap companies

SCHEME OBJECTIVE:

The investment objective of the scheme is to generate long term capital appreciation/income by investing in equity and equity related instruments across market capitalization of up to 30 companies, However, there can be no assurance that the investment objective of the Scheme will be realized.

Monthend AUM[§] : ₹ 1,665.26 Crores

Monthly AVG AUM : ₹ 1,684.90 Crores

NAV: (as on September 30, 2022)

Direct Plan - Growth Option ₹ 12.5600

Regular Plan - Growth Option ₹ 12.2600

Regular Plan - IDCW (payout/reinvestment) ₹ 12.2200

Direct Plan - IDCW (payout/reinvestment) ₹ 12.5600

DATE OF ALLOTMENT: May 17, 2021

ASSET ALLOCATION:

Equity and Equity – related Instruments* 65% to 100% (Risk Medium to High)

Debt and Money Market Instruments 0% to 35% (Risk Low to Medium)

Units issued by REITs and InvITs 0% to 10% (Risk Medium to High)

Units of MF schemes 0% to 5% ((Risk Medium to High)

Equity Exchange Traded Funds 0% to 10% (Risk Medium to High)

*Subject to overall limit of 30 stocks

MINIMUM INVESTMENT:

Lumpsum Purchase: ₹ 5,000.00 and multiples of ₹ 1.00 thereafter.

Subsequent Purchase: ₹ 1000.00 and multiples of ₹ 1.00 thereafter.

SIP:

For Any date/monthly frequency – ₹ 1000 and in multiples of ₹ 1 thereafter

For quarterly frequency – ₹ 2000 and in multiples of ₹ 1 thereafter

STP:

For Daily/Weekly/Monthly frequency – ₹ 1000 and in multiples of ₹ 1 thereafter

For quarterly frequency – ₹ 2000 and in multiples of ₹ 1 thereafter

SWP:

For monthly frequency – ₹ 1000 and in multiples of ₹ 1 thereafter

For quarterly frequency – ₹ 2000 and in multiples of ₹ 1 thereafter

PLANS / OPTIONS:

Regular Plan - Reinvestment of Income Distribution cum Capital Withdrawal Option

Regular Plan - Payout of Income Distribution cum Capital Withdrawal Option

Regular Plan - Growth Option

Direct Plan - Reinvestment of Income Distribution cum Capital Withdrawal Option

Direct Plan - Payout of Income Distribution cum Capital Withdrawal Option

Direct Plan - Growth Option

ENTRY LOAD: Nil

EXIT LOAD:

1% - If redeemed/switched out within 365 days from the date of allotment.

Nil - if redeemed/switched out after 365 days from the date of allotment

EXPENSE RATIO[^]:

Regular Plan : 2.14%

Direct Plan : 0.47%

BENCHMARK: S&P BSE 500 TRI

FUND MANAGER:

1) Mr. Shridatta Bhandwadar (Fund Manager)

2) Mr. Amit Kadam (Assistant Fund Manager)

TOTAL EXPERIENCE: 1) 15 Years

2) 11 Years

MANAGING THIS FUND: 1) Since 17-May-21

2) Since 01-October-21

PRODUCT POSITIONING

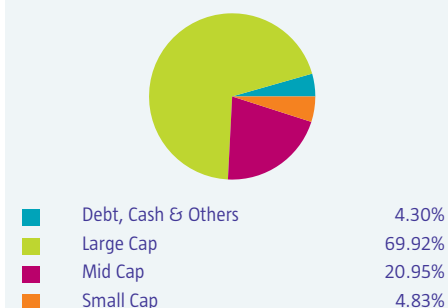
Canara Robeco Focused Equity Fund is an open-ended equity scheme which takes a concentrated exposure in not more than 30 high conviction stocks across market capitalisation depending on the growth opportunities. The fund may benefit from the active allocation to the select best ideas with an aim to achieve optimal portfolio diversification across sectors to manage risk. The fund's portfolio focuses on high quality and high growth stocks while remaining market capitalisation agnostic but sensitive to liquidity constraints. Further, the fund strategy intends to have a good combination of 'Leaders' with proven track record across market cycles to provide stability, 'Challengers' with improving market share to provide growth to the portfolio and 'Emerging Themes' or cyclical turnaround beneficiaries.

PORTFOLIO

Name of the Instruments	% to NAV
Equities	95.70
Listed	95.70
Banks	25.99
ICICI Bank Ltd	9.32
HDFC Bank Ltd	8.51
State Bank of India	4.33
Axis Bank Ltd	3.83
IT - Software	7.82
Infosys Ltd	6.64
Tata Consultancy Services Ltd	1.18
Auto Components	7.17
Uno Minda Ltd	2.71
ZF Commercial Vehicle Control Systems India Ltd	2.51
Schaeffler India Ltd	1.95
Retailing	5.82
Trent Ltd	3.58
Avenue Supermarts Ltd	2.24
Telecom - Services	4.71
Bharti Airtel Ltd	4.71
Diversified Fmcg	4.49
Hindustan Unilever Ltd	4.49
Pharmaceuticals & Biotechnology	4.34
Abbott India Ltd	2.13
J.B. Chemicals & Pharmaceuticals Ltd	1.30
Gland Pharma Ltd	0.91
Automobiles	4.32
Maruti Suzuki India Ltd	4.32
Finance	4.10
Bajaj Finance Ltd	4.10

Petroleum Products	3.93
Reliance Industries Ltd	3.93
Construction	3.83
Larsen & Toubro Ltd	3.83
Leisure Services	3.68
Indian Hotels Co Ltd	3.68
Insurance	2.89
SBI Life Insurance Co Ltd	2.89
Healthcare Services	2.73
Max Healthcare Institute Ltd	2.73
Chemicals & Petrochemicals	2.28
Navin Fluorine International Ltd	2.28
Cement & Cement Products	2.25
Ultratech Cement Ltd	2.25
Fertilizers & Agrochemicals	1.89
PI Industries Ltd	1.89
Consumer Durables	1.52
Titan Co Ltd	1.52
Transport Services	1.02
TCI Express Ltd	1.02
Agricultural Food & Other Products	0.92
Tata Consumer Products Ltd	0.92
Money Market Instruments	5.10
Tri - party repo	5.10
Net Current Assets	-0.80
Grand Total (Net Asset)	100.00

MARKET CAPITALIZATION



CANARA ROBECO VALUE FUND (CRVF)

(as on September 30, 2022)

This product is suitable for investors who are seeking*:

- Long term capital growth
- Investments in equity and equity related instruments by following value investing strategy



*Investors should consult their financial advisers if in doubt about whether the product is suitable for them.

CATEGORY/TYPE: Value Fund - An open-ended equity scheme following a value investment strategy		
SCHEME OBJECTIVE: The fund aims to generate long-term capital appreciation from a diversified portfolio of predominantly equity and equity related instrument, with higher focus on value stocks. There is no assurance or guarantee that the investment objective of the scheme will be realized.		
Monthend AUM*	: ₹ 734.98	Crores
Monthly AVG AUM	: ₹ 745.79	Crores
NAV: (as on September 30, 2022)		
Direct Plan - Growth Option	₹	11.0900
Regular Plan - Growth Option	₹	10.8900
Regular Plan - IDCW (payout/reinvestment)	₹	10.8900
Direct Plan - IDCW (payout/reinvestment)	₹	11.0900
DATE OF ALLOTMENT: September 03, 2021		
ASSET ALLOCATION: Equity and Equity – related Instruments 65% to 100% (Risk Medium to High) Debt and Money Market Instruments 0% to 35% (Risk Low to Medium) Units issued by REITs and InvITs 0% to 10% (Risk Medium to High) Units of MF schemes 0% to 5% ((Risk Medium to High) Equity Exchange Traded Funds 0% to 10% (Risk Medium to High)		
MINIMUM INVESTMENT: Lumpsum Purchase: ₹ 5,000.00 and multiples of ₹ 1.00 thereafter. Subsequent Purchase: ₹ 1000.00 and multiples of ₹ 1.00 thereafter.		
SIP: For Any date/monthly frequency – ₹ 1000 and in multiples of ₹ 1 thereafter For quarterly frequency – ₹ 2000 and in multiples of ₹ 1 thereafter		
STP: For Daily/Weekly/Monthly frequency – ₹ 1000 and in multiples of ₹ 1 thereafter For quarterly frequency – ₹ 2000 and in multiples of ₹ 1 thereafter		
SWP: For monthly frequency – ₹ 1000 and in multiples of ₹ 1 thereafter For quarterly frequency – ₹ 2000 and in multiples of ₹ 1 thereafter		
PLANS / OPTIONS: Regular Plan - Reinvestment of Income Distribution cum Capital Withdrawal Option Regular Plan - Payout of Income Distribution cum Capital Withdrawal Option Regular Plan - Growth Option Direct Plan - Reinvestment of Income Distribution cum Capital Withdrawal Option Direct Plan - Payout of Income Distribution cum Capital Withdrawal Option Direct Plan - Growth Option		
ENTRY LOAD: Nil		

EXIT LOAD: 1% - If redeemed/switched out within 365 days from the date of allotment. Nil - If redeemed/switched out after 365 days from the date of allotment	
EXPENSE RATIO*: Regular Plan : 2.36% Direct Plan : 0.72%	
BENCHMARK: S&P BSE 500 Index TRI	
FUND MANAGER: 1) Mr. Vishal Mishra (Fund Manager) 2) Ms. Silky Jain (Assistant Fund Manager)	
TOTAL EXPERIENCE:	1) 18 Years 2) 11 Years
MANAGING THIS FUND:	1) Since 03-September-21 2) Since 01-October-21

PRODUCT POSITIONING

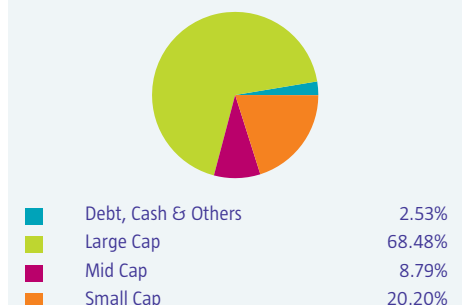
Canara Robeco Value Fund is an open-ended equity scheme which follows a value investment strategy. The fund intends to take exposure into equities and aims to generate long-term capital appreciation from a diversified portfolio in the Indian markets with a higher focus on companies which are trading at a discount to their 'Intrinsic Value'. 'Intrinsic Value' strategy relies on the analytical and behavioural edge to generate investor's alpha and keeps an appropriate 'Margin of Safety'. The fund has a market cap agnostic approach following a mix of bottom up and top down strategy and it aims to benefit over the full investment cycle.

PORTFOLIO

Name of the Instruments	% to NAV
Equities	97.47
Listed	97.47
Banks	24.74
ICICI Bank Ltd	8.10
HDFC Bank Ltd	5.20
Axis Bank Ltd	4.16
State Bank of India	3.71
Federal Bank Ltd	2.26
IndusInd Bank Ltd	1.31
IT - Software	8.20
Infosys Ltd	7.38
HCL Technologies Ltd	0.82
Pharmaceuticals & Biotechnology	7.44
Sun Pharmaceutical Industries Ltd	3.57
J.B. Chemicals & Pharmaceuticals Ltd	2.78
Cipla Ltd	1.09
Finance	6.03
Creditaccess Grameen Ltd	2.92
Housing Development Finance Corporation Ltd	2.42
Equitas Holdings Ltd	0.69
Automobiles	5.90
Maruti Suzuki India Ltd	3.54
Tata Motors Ltd	1.21
Bajaj Auto Ltd	1.15
Petroleum Products	4.43
Reliance Industries Ltd	3.91
Hindustan Petroleum Corporation Ltd	0.52
Diversified Fmcg	4.05
ITC Ltd	4.05
Telecom - Services	3.47
Bharti Airtel Ltd	3.41
Bharti Airtel Ltd	0.06
Power	3.46
NTPC Ltd	3.46

Transport Services	3.42
Container Corporation Of India Ltd	1.37
Great Eastern Shipping Co Ltd	1.05
VRL Logistics Ltd	1.00
Construction	3.14
Larsen & Toubro Ltd	2.34
Ahluwalia Contracts (India) Ltd	0.80
Aerospace & Defense	2.97
Bharat Electronics Ltd	2.97
Beverages	2.88
Varun Beverages Ltd	2.88
Cement & Cement Products	2.88
Ambuja Cements Ltd	1.93
JK Lakshmi Cement Ltd	0.84
Grasim Industries Ltd	0.11
Industrial Products	2.72
KEI Industries Ltd	2.72
Realty	2.37
Brigade Enterprises Ltd	2.37
Insurance	1.96
SBI Life Insurance Co Ltd	1.96
Chemicals & Petrochemicals	1.72
NOCIL Ltd	1.72
Consumer Durables	1.48
Cera Sanitaryware Ltd	1.48
Healthcare Services	1.11
Max Healthcare Institute Ltd	1.11
Agricultural Food & Other Products	1.06
EID Parry India Ltd	1.06
Electrical Equipment	0.77
KEC International Ltd	0.77
Textiles & Apparels	0.65
K.P.R. Mill Ltd	0.65
Gas	0.62
GAIL (India) Ltd	0.62
Money Market Instruments	3.35
Tri - party repo	3.35
Net Current Assets	-0.82
Grand Total (Net Asset)	100.00

MARKET CAPITALIZATION



*Source ICRA MFI Explorer ● # Monthend AUM as on 30.09.2022 ▲ The expense ratios mentioned for the schemes includes GST on investment management fees. ● Please refer page no. 43 for disclaimers.

CANARA ROBECO OVERNIGHT FUND (CROF)

(as on September 30, 2022)

This product is suitable for investors who are seeking*:

- Regular income over short term that may be in line with the overnight call rates
- Investment in overnight securities.



POTENTIAL RISK CLASS (PRC) MATRIX Relatively Low Interest Rate Risk and Relatively Low Credit Risk			
Credit Risk Interest Rate Risk	Potential Risk Class		
	Relatively Low (Class A)	Moderate (Class B)	Relatively High (Class C)
Relatively Low (Class I)	A-1		
Moderate (Class II)			
Relatively High (Class III)			

*Investors should consult their financial advisers if in doubt about whether the product is suitable for them.

FUND INFORMATION

CATEGORY/TYPE: Overnight Fund - An open-ended debt scheme investing in overnight securities. A relatively low interest rate risk and relatively low credit risk.

SCHEME OBJECTIVE:

The investment objective of the Scheme is to generate returns commensurate with low risk and providing high level of liquidity, through investments made primarily in overnight securities. However, there can be no assurance that the investment objective of the Scheme will be realized.

Monthend AUM[#] : ₹ 282.15 Crores

Monthly AVG AUM : ₹ 207.55 Crores

NAV: (as on September 30, 2022)

Regular Plan - Daily IDCW (reinvestment) ₹ 1,001.0000

Direct Plan - Daily IDCW (reinvestment) ₹ 1,001.0007

Direct Plan - Growth Option ₹ 1,125.5945

Regular Plan - Growth Option ₹ 1,124.8160

DATE OF ALLOTMENT: 24th July, 2019

ASSET ALLOCATION:

Overnight Securities *- 0% -100% (Risk - Low)

*Overnight Securities: Debt and money market instruments with overnight interest rate risk such as debt instruments with one business day residual maturity. Overnight securities include synthetic overnight positions such as reverse repo/tri-party repo & other transactions where the interest rate is reset every business day.

MINIMUM INVESTMENT:

I. Lump sum Investment:

Minimum amount: ₹ 5,000.00 and multiples of ₹ 1.00 thereafter.

Additional purchases: Minimum amount of ₹ 1000.00 and multiples of ₹ 1.00 thereafter.

II. Systematic Transfer Plan (STP):

For Daily/Weekly/Monthly frequency - ₹ 1000/- and in multiples of ₹ 1/- thereafter.

For Quarterly frequency - ₹ 2000/- and in multiples of ₹ 1/- thereafter.

III. Systematic Withdrawal Plan (SWP):

For Monthly frequency - ₹ 1000/- and in multiples of ₹ 1/- thereafter.

For Quarterly frequency - ₹ 2000/- and in multiples of ₹ 1/- thereafter.

PLANS / OPTIONS:

Regular Plan - Daily Reinvestment of Income Distribution cum Capital Withdrawal Option

Regular Plan - Growth Option

Direct Plan - Daily Reinvestment of Income Distribution cum Capital Withdrawal Option

Direct Plan - Growth Option

ENTRY LOAD: Nil

EXIT LOAD: Nil

EXPENSE RATIO[^]:

Regular Plan : 0.11%

Direct Plan : 0.10%

BENCHMARK: CRISIL Overnight Fund AI Index

FUND MANAGER : Ms. Suman Prasad

TOTAL EXPERIENCE : 24 Years

MANAGING THIS FUND : Since 24-July-19

PRODUCT POSITIONING

Fund predominantly invests in tri-party repos, overnight reverse repos and fixed income securities/instruments with maturity of one (1) business day. Fund has minimal interest rate and credit risk and tends to ensure a high degree of liquidity in the portfolio. Fund offers an alternative to corporate and individual investors who may want to park their idle funds for short period of time and expecting minimal interest rate and credit risk.

QUANTITATIVE INFORMATION[§]

Yield to Maturity	6.01%
Modified Duration	0.01 Years
Average Maturity	0.01 Years
Macaulay Duration	0.01 Years

MATURITY PROFILE

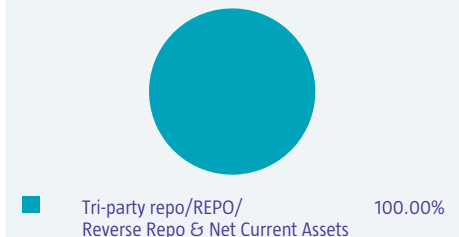
	% Allocation
Net Current Assets	0.48%
0 to 3 Months	99.52%

PORTFOLIO

Name of the Instruments	Rating	% to NAV
Tri - party repo		99.52
Other Current Assets		0.48
Grand Total (Net Asset)		100.00

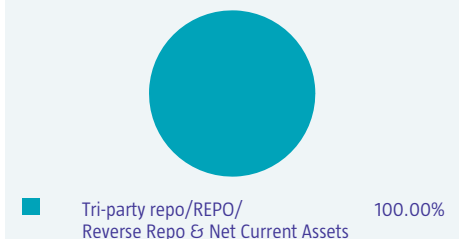
RATING PROFILE

(% to net assets)



ASSET ALLOCATION

(% to net assets)

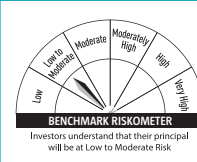


CANARA ROBECO LIQUID FUND (CRL)

(as on September 30, 2022)

This product is suitable for investors who are seeking*:

- Income/ Capital appreciation while maintaining a level of high liquidity
- Investment in a mix of Debt and Money Market instruments with maturity of upto 91 days only



POTENTIAL RISK CLASS (PRC) MATRIX			
Relatively Low Interest Rate Risk and Relatively Low Credit Risk			
Credit Risk	Potential Risk Class		
	Relatively Low (Class A)	Moderate (Class B)	Relatively High (Class C)
Interest Rate Risk			
Relatively Low (Class I)	A-1		
Moderate (Class II)			
Relatively High (Class III)			

*Investors should consult their financial advisers if in doubt about whether the product is suitable for them.

FUND INFORMATION

CATEGORY/TYPE: Liquid Fund - An open ended liquid scheme. A relatively low interest rate risk and relatively low credit risk.

SCHEME OBJECTIVE: The scheme has been formulated with the objective of enhancement of income, while maintaining a level of high liquidity, through investment in a mix of Money Market Instruments & Debt Securities. However, there can be no assurance that the investment objective of the Scheme will be realized.

Monthend AUM* : ₹ 2,053.82 Crores
Monthly AVG AUM : ₹ 2,020.68 Crores

NAV: (as on September 30, 2022)

Direct Plan - Daily IDCW (reinvestment)	₹ 1,005.5000
Direct Plan - Growth Option	₹ 2,609.0436
Direct Plan - Unclaimed Redemption & Dividend Plan - Direct Growth Option	₹ 1,420.9637
Direct Plan - IDCW (payout/reinvestment)	₹ 1,867.4384
Direct Plan - Monthly IDCW (payout/reinvestment)	₹ 1,000.6359
Regular Plan - Daily IDCW (reinvestment)	₹ 1,005.5000
Regular Plan - Growth Option	₹ 2,599.7001
Regular Plan - Monthly IDCW (payout/reinvestment)	₹ 1,000.6341
Regular Plan - Weekly IDCW (payout/reinvestment)	₹ 1,000.6342
Direct Plan - Weekly IDCW (payout/reinvestment)	₹ 1,000.6357

DATE OF ALLOTMENT: January 15, 2002

ASSET ALLOCATION:

Money Market Instruments / call money - 65% to 100% (Risk-Low)
Debt (including securitized debt) - 0% to 35% (Risk-Medium)

MINIMUM INVESTMENT :

₹ 5000 and in multiple of ₹ 1 thereafter

Subsequent purchases: Minimum amount of ₹ 1000 and multiples of ₹ 1 thereafter

SIP: For Any date/monthly frequency - ₹ 1000 and in multiples of ₹ 1 thereafter.

For quarterly frequency - ₹ 2000 and in multiples of ₹ 1 thereafter.

STP: For Daily/Weekly/Monthly frequency - ₹ 1000 and in multiples of ₹ 1 thereafter

For quarterly frequency - ₹ 2000 and in multiples of ₹ 1 thereafter

SWP: For monthly frequency - ₹ 1000 and in multiples of ₹ 1 thereafter

For quarterly frequency - ₹ 2000 and in multiples of ₹ 1 thereafter

PLANS / OPTIONS :

Regular Plan - Daily Reinvestment of Income Distribution cum Capital Withdrawal Option

Regular Plan - Weekly Reinvestment of Income Distribution cum Capital Withdrawal Option

Regular Plan - Monthly Payout of Income Distribution cum Capital Withdrawal Option

Regular Plan - Monthly Reinvestment of Income Distribution cum Capital Withdrawal Option

Regular Plan - Monthly Payout of Income Distribution cum Capital Withdrawal Option

Regular Plan - Growth Option

Direct Plan - Daily Reinvestment of Income Distribution cum Capital Withdrawal Option

Direct Plan - Weekly Reinvestment of Income Distribution cum Capital Withdrawal Option

Direct Plan - Weekly Payout of Income Distribution cum Capital Withdrawal Option

Direct Plan - Monthly Reinvestment of Income Distribution

cum Capital Withdrawal Option

Direct Plan - Monthly Payout of Income Distribution cum Capital Withdrawal Option

Direct Plan - Payout of Income Distribution cum Capital Withdrawal Option

Direct Plan - Growth Option

Direct Plan - Unclaimed Redemption & Dividend Plan - Direct Growth Option

ENTRY LOAD: Nil

EXIT LOAD:

If redeemed on Day 1 - Exit Load is 0.0070%

If redeemed on Day 2 - Exit Load is 0.0065%

If redeemed on Day 3 - Exit Load is 0.0060%

If redeemed on Day 4 - Exit Load is 0.0055%

If redeemed on Day 5 - Exit Load is 0.0050%

If redeemed on Day 6 - Exit Load is 0.0045%

If redeemed on or after Day 7 - Exit Load is Nil

EXPENSE RATIO^:

Regular Plan	: 0.15%
Direct Plan	: 0.12%

BENCHMARK: CRISIL Liquid Fund AI Index

FUND MANAGER: 1) Mr. Kunal Jain 2) Mr. Avnish Jain

TOTAL EXPERIENCE: 1) 14 Years 2) 27 Years

MANAGING THIS FUND: 1) Since 18-July-22
2) Since 01-April-22

PRODUCT POSITIONING

Canara Robeco Liquid Fund is an open ended debt scheme investing in only short-term money market instruments with a residual maturity upto 91 days. The fund aims to provide liquidity at all the time. The fund is suitable for investments with very short term horizon & to park surplus money.

QUANTITATIVE INFORMATION⁵

Yield to Maturity	6.22%
Modified Duration	0.10 Years
Average Maturity	0.11 Years
Macaulay Duration	0.11 Years

PORTFOLIO

Name of the Instruments

Money Market Instruments

Export-Import Bank Of India	A1+(CRISIL)	7.19
ICICI Home Finance Co Ltd	A1+(CARE)	5.53
Berger Paints India Ltd	A1+(CRISIL)	5.32
Reliance Jio Infocomm Ltd	A1+(CARE)	4.85
Reliance Retail Ventures Ltd	A1+(CRISIL)	4.81
Kotak Mahindra Bank Ltd	A1+(CRISIL)	4.34
Indian Bank	A1+(CRISIL)	3.63
HDFC Bank Ltd	A1+(CARE)	3.61
HDFC Bank Ltd	A1+(CARE)	2.43
Indian Bank	A1+(CRISIL)	2.43
Axis Bank Ltd	A1+(CRISIL)	2.42
Indian Oil Corporation Ltd	A1+(ICRA)	2.42
ICICI Securities Ltd	A1+(CRISIL)	2.42
Axis Bank Ltd	A1+(CRISIL)	2.41
Housing Development Finance Corporation Ltd	A1+(CRISIL)	2.41
National Bank For Agriculture & Rural Development	A1+(ICRA)	2.41
Bajaj Finance Ltd	A1+(CRISIL)	2.41
Indian Oil Corporation Ltd	A1+(ICRA)	2.41
State Bank Of India	A1+(IND)	1.22
Indian Bank	A1+(CRISIL)	1.21
Reliance Retail Ventures Ltd	A1+(CRISIL)	1.21
Axis Bank Ltd	A1+(CRISIL)	1.20
Axis Bank Ltd	A1+(CRISIL)	1.20

Debt Instruments

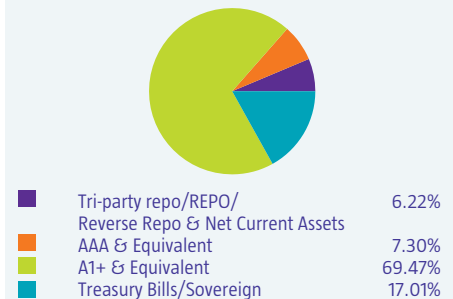
Power Finance Corporation Ltd	AAA(CRISIL)	3.65
LIC Housing Finance Ltd	AAA(CRISIL)	2.44
Housing Development Finance Corporation Ltd	AAA(CRISIL)	1.21
Treasury Bills		17.01
Tri - party repo		9.27
Other Current Assets		-3.07

Grand Total (Net Asset)

100.00

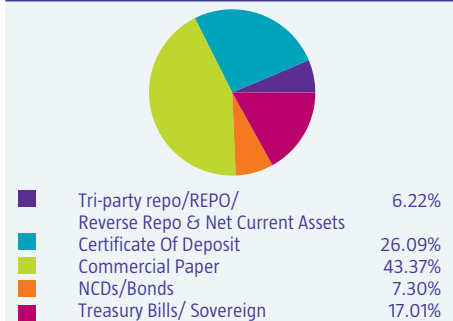
RATING PROFILE

(% to net assets)



ASSET ALLOCATION

(% to net assets)



MATURITY PROFILE

	% Allocation
Net Current Assets	-3.05%
0 to 3 Months	103.05%

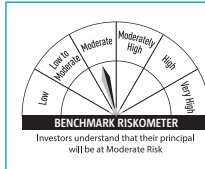
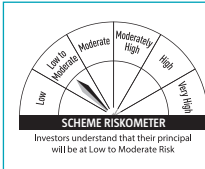
⁵Source ICRA MFI Explorer ● # Monthend AUM as on 30.09.2022 ● ^The expense ratios mentioned for the schemes includes GST on investment management fees. ● Please refer page no. 43 for disclaimers.

CANARA ROBECO ULTRA SHORT TERM FUND (CRUSTF)

(as on September 30, 2022)

This product is suitable for investors who are seeking*:

- Income/ Capital appreciation over ultra-short term through a low risk strategy
- Investment in a mix of Debt and Money Market instruments such that the Macaulay duration of the portfolio is between 3 months and 6 months



POTENTIAL RISK CLASS (PRC) MATRIX
Relatively Low Interest Rate Risk and Moderate Credit Risk

Credit Risk	Potential Risk Class		
	Relatively Low (Class A)	Moderate (Class B)	Relatively High (Class C)
Relatively Low (Class I)		B-I	
Moderate (Class II)			
Relatively High (Class III)			

*Investors should consult their financial advisers if in doubt about whether the product is suitable for them.

FUND INFORMATION

CATEGORY/TYPE : Ultra Short Duration Fund - An open ended ultra-short term debt scheme investing in debt & money market instruments such that the Macaulay duration of the portfolio is between 3 months and 6 months. A relatively low interest rate risk and moderate credit risk.

SCHEME OBJECTIVE:

To generate returns by investing in a wide range of debt securities and money market instruments of various maturities and risk profile. However, there is no assurance that the objective of the Fund will be realised.

Monthend AUM* : ₹ 566.11 Crores

Monthly AVG AUM : ₹ 570.24 Crores

NAV: (as on September 30, 2022)

Direct Plan - Daily IDCW (reinvestment) ₹ 1,240.7100

Direct Plan - Growth Option ₹ 3,336.0132

Direct Plan - IDCW (payout/reinvestment) ₹ 1,909.5378

Direct Plan -

Monthly IDCW (payout/reinvestment) ₹ 1,000.7933

Regular Plan - IDCW (payout) ₹ 1,308.0466

Regular Plan - Daily IDCW (reinvestment) ₹ 1,240.7100

Regular Plan - Growth Option ₹ 3,184.1040

Regular Plan -

Monthly IDCW (payout/reinvestment) ₹ 1,000.7626

Regular Plan -

Weekly IDCW (payout/reinvestment) ₹ 1,241.6562

Direct Plan -

Weekly IDCW (payout/reinvestment) ₹ 1,241.6930

DATE OF ALLOTMENT: September 16, 2003

ASSET ALLOCATION:

Debt and Money Market instruments- 0% to 100% (Risk-Low to Medium)

Reits / Invts- 0% to 10% (Risk-Medium to High)

MINIMUM INVESTMENT :

₹ 500 and in multiples of ₹1 thereafter.

Subsequent purchases:

Minimum amount of ₹500 and multiples of ₹1 thereafter.

SIP: For Any date/monthly frequency – ₹ 500 and in multiples of ₹1 thereafter

For quarterly frequency – ₹ 500 and in multiples of ₹ 1 thereafter

STP: The minimum amount for STP will be subject to the minimum investment amount as detailed in switch-in scheme

SWP: ₹ 100 and in multiples of ₹1 thereafter

PLANS / OPTIONS :

Regular Plan - Daily Reinvestment of Income Distribution cum Capital Withdrawal Option

Regular Plan - Weekly Reinvestment of Income Distribution cum Capital Withdrawal Option

Regular Plan - Weekly Payout of Income Distribution cum Capital Withdrawal Option

Regular Plan - Monthly Reinvestment of Income Distribution cum Capital Withdrawal Option

Regular Plan - Monthly Payout of Income Distribution cum Capital Withdrawal Option

Regular Plan - Payout of Income Distribution cum Capital Withdrawal Option

Regular Plan - Growth Option

Direct Plan - Daily Reinvestment of Income Distribution cum Capital Withdrawal Option

Direct Plan - Weekly Reinvestment of Income Distribution cum Capital Withdrawal Option

Direct Plan - Weekly Payout of Income Distribution cum Capital Withdrawal Option

Direct Plan - Monthly Payout of Income Distribution cum Capital Withdrawal Option

Direct Plan - Monthly Reinvestment of Income Distribution

cum Capital Withdrawal Option

Direct Plan - Monthly Payout of Income Distribution cum Capital Withdrawal Option

Direct Plan - Payout of Income Distribution cum Capital Withdrawal Option

Direct Plan - Growth Option

Direct Plan - Growth Option

Direct Plan - Growth Option

Direct Plan - Growth Option

Direct Plan - Growth Option

Direct Plan - Growth Option

Direct Plan - Growth Option

Direct Plan - Growth Option

Direct Plan - Growth Option

Direct Plan - Growth Option

Direct Plan - Growth Option

Direct Plan - Growth Option

Direct Plan - Growth Option

Direct Plan - Growth Option

Direct Plan - Growth Option

Direct Plan - Growth Option

Direct Plan - Growth Option

Direct Plan - Growth Option

Direct Plan - Growth Option

Direct Plan - Growth Option

Direct Plan - Growth Option

Direct Plan - Growth Option

Direct Plan - Growth Option

Direct Plan - Growth Option

Direct Plan - Growth Option

Direct Plan - Growth Option

Direct Plan - Growth Option

Direct Plan - Growth Option

Direct Plan - Growth Option

Direct Plan - Growth Option

Direct Plan - Growth Option

Direct Plan - Growth Option

Direct Plan - Growth Option

Direct Plan - Growth Option

Direct Plan - Growth Option

Direct Plan - Growth Option

Direct Plan - Growth Option

Direct Plan - Growth Option

Direct Plan - Growth Option

Direct Plan - Growth Option

Direct Plan - Growth Option

Direct Plan - Growth Option

Direct Plan - Growth Option

Direct Plan - Growth Option

Direct Plan - Growth Option

Direct Plan - Growth Option

Direct Plan - Growth Option

Direct Plan - Growth Option

Direct Plan - Growth Option

Direct Plan - Growth Option

Direct Plan - Growth Option

Direct Plan - Growth Option

Direct Plan - Growth Option

Direct Plan - Growth Option

Direct Plan - Growth Option

Direct Plan - Growth Option

Direct Plan - Growth Option

Direct Plan - Growth Option

Direct Plan - Growth Option

Direct Plan - Growth Option

Direct Plan - Growth Option

Direct Plan - Growth Option

Direct Plan - Growth Option

Direct Plan - Growth Option

Direct Plan - Growth Option

Direct Plan - Growth Option

Direct Plan - Growth Option

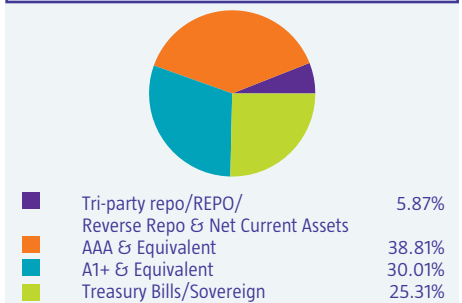
Direct Plan - Growth Option

Direct Plan - Growth Option

Direct Plan - Growth Option

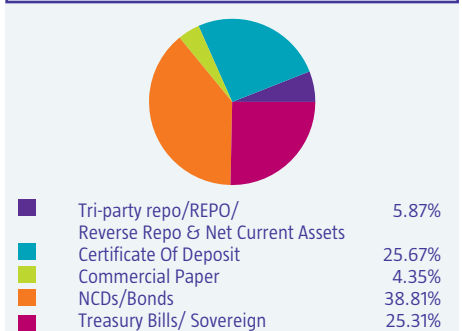
RATING PROFILE

(% to net assets)



ASSET ALLOCATION

(% to net assets)



MATURITY PROFILE

% Allocation

Net Current Assets	1.43%
0 to 3 Months	39.52%
3 to 6 Months	33.96%
6 to 12 Months	25.09%

PRODUCT POSITIONING

Canara Robeco Ultra Short Term Fund is an open ended ultra-short term debt scheme which seeks to provide consistent income and liquidity through investments made primarily in money market and debt securities following a low risk strategy. The portfolio duration of the fund tends to be slightly higher than a liquid fund but investments are made in debt instruments in a way that the Macaulay duration of the portfolio is between 3 months and 6 months.

QUANTITATIVE INFORMATION⁵

Yield to Maturity	6.54%
Modified Duration	0.33 Years
Average Maturity	0.35 Years
Macaulay Duration	0.35 Years

PORTFOLIO

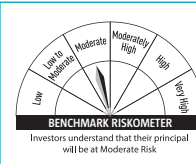
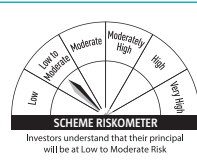
Name of the Instruments	Rating	% to NAV
Money Market Instruments		30.02
Kotak Mahindra Bank Ltd	A1+(CRISIL)	4.38
Axis Bank Ltd	A1+(CRISIL)	4.36
Larsen & Toubro Ltd	A1+(CRISIL)	4.35
Bank of Baroda	A1+(IND)	4.31
Small Industries Development Bank of India	A1+(CARE)	4.30
HDFC Bank Ltd	A1+(CARE)	4.16
Export-Import Bank Of India	A1+(CRISIL)	4.16
Debt Instruments		38.81
Kotak Mahindra Prime Ltd	AAA(CRISIL)	6.19
NTPC Ltd	AAA(CRISIL)	5.28
Power Finance Corporation Ltd	AAA(CRISIL)	4.42
REC Ltd	AAA(CRISIL)	4.42
Reliance Industries Ltd	AAA(CRISIL)	4.42
National Bank For Agriculture & Rural Development	AAA(ICRA)	4.40
LIC Housing Finance Ltd	AAA(CARE)	4.38
Sundaram Finance Ltd	AAA(CRISIL)	1.77
Larsen & Toubro Ltd	AAA(CRISIL)	1.77
Housing Development Finance Corporation Ltd	AAA(CRISIL)	1.76
Government Securities		3.56
8.21% RAJASTHAN SDL UDAY 31-MAR-23	Sovereign	3.56
Treasury Bills		21.75
Tri - party repo		4.44
Other Current Assets		1.43
Grand Total (Net Asset)		100.00

CANARA ROBECO SAVINGS FUND (CRSF)

(as on September 30, 2022)

This product is suitable for investors who are seeking*:

- Income / Capital appreciation through a low duration strategy
- Investment in debt & money market instruments such that the Macaulay duration of the portfolio is between 6 months and 12 months



POTENTIAL RISK CLASS (PRC) MATRIX		
Relatively Low Interest Rate Risk and Moderate Credit Risk		
Credit Risk	Potential Risk Class	
Interest Rate Risk	Relatively Low (Class A)	Relatively High (Class C)
Relatively Low (Class I)		
Moderate (Class II)		
Relatively High (Class III)		

*Investors should consult their financial advisers if in doubt about whether the product is suitable for them.

FUND INFORMATION

CATEGORY/TYPE : Low Duration Fund - An open-ended low duration debt scheme investing in debt & money market instruments such that the Macaulay duration of the portfolio is between 6 months and 12 months. A relatively low interest rate risk and moderate credit risk.

SCHEME OBJECTIVE: To generate income / capital appreciation by investing in a portfolio comprising of low duration debt instruments and money market instruments. However, there can be no assurance that the investment objective of the scheme will be realized.

Monthend AUM* : ₹ 1,006.59 Crores

Monthly AVG AUM : ₹ 1,030.20 Crores

NAV : (as on September 30, 2022)

Regular Plan - Daily IDCW (reinvestment) ₹ 10.2600

Direct Plan - Daily IDCW (reinvestment) ₹ 10.2600

Direct Plan - Growth Option ₹ 35.4414

Regular Plan - Growth Option ₹ 34.7593

Regular Plan - IDCW (payout/reinvestment) ₹ 31.1354

Direct Plan - IDCW (payout/reinvestment) ₹ 31.7062

Direct Plan - Monthly IDCW (payout/reinvestment) ₹ 10.2703

Regular Plan - Monthly IDCW (payout/reinvestment) ₹ 10.2701

Regular Plan - Weekly IDCW (payout/reinvestment) ₹ 10.2622

Direct Plan - Weekly IDCW (payout/reinvestment) ₹ 10.2631

DATE OF ALLOTMENT : March 4, 2005

ASSET ALLOCATION: Debt & Money Market Instruments-

0% to 100% (Risk- Low to Medium)

Reits/Invits- 0% to 10% (Risk- Medium to High)

MINIMUM INVESTMENT :

₹ 5000 and in multiples of ₹ 1 thereafter

Subsequent purchases: Minimum amount of ₹ 1000 and multiples of ₹ 1 thereafter

SIP: For Any date/monthly frequency - ₹ 1000 and in multiples of ₹ 1 thereafter

For quarterly frequency - ₹ 2000 and in multiples of ₹ 1 thereafter

STP: For Daily/Weekly/Monthly frequency - ₹ 1000 and in multiples of ₹ 1 thereafter

For quarterly frequency - ₹ 2000 and in multiples of ₹ 1 thereafter

SWP: For monthly frequency - ₹ 1000 and in multiples of ₹ 1 thereafter

For quarterly frequency - ₹ 2000 and in multiples of ₹ 1 thereafter

PLANS / OPTIONS : Regular Plan - Reinvestment of Income Distribution cum Capital Withdrawal Option

Regular Plan - Payout of Income Distribution cum Capital Withdrawal Option

Regular Plan - Daily Reinvestment of Income Distribution cum Capital Withdrawal Option

Regular Plan - Weekly Payout of Income Distribution cum Capital Withdrawal Option

Regular Plan - Weekly Reinvestment of Income Distribution cum Capital Withdrawal Option

Regular Plan - Monthly Payout of Income Distribution cum Capital Withdrawal Option

Regular Plan - Monthly Reinvestment of Income Distribution cum Capital Withdrawal Option

Regular Plan - Growth Option

Direct Plan - Reinvestment of Income Distribution cum Capital Withdrawal Option

Direct Plan - Payout of Income Distribution cum Capital Withdrawal Option

Direct Plan - Daily Reinvestment of Income Distribution cum Capital Withdrawal Option

Direct Plan - Weekly Payout of Income Distribution cum Capital Withdrawal Option

Direct Plan - Weekly Reinvestment of Income Distribution cum Capital Withdrawal Option

Direct Plan - Monthly Payout of Income Distribution cum Capital Withdrawal Option

Direct Plan - Monthly Reinvestment of Income Distribution cum Capital Withdrawal Option

Direct Plan - Growth Option

Direct Plan - Reinvestment of Income Distribution cum Capital Withdrawal Option

Direct Plan - Payout of Income Distribution cum Capital Withdrawal Option

Direct Plan - Daily Reinvestment of Income Distribution cum Capital Withdrawal Option

Direct Plan - Weekly Payout of Income Distribution cum Capital Withdrawal Option

Direct Plan - Weekly Reinvestment of Income Distribution cum Capital Withdrawal Option

Direct Plan - Monthly Payout of Income Distribution cum Capital Withdrawal Option

Direct Plan - Monthly Reinvestment of Income Distribution cum Capital Withdrawal Option

Direct Plan - Growth Option

Direct Plan - Reinvestment of Income Distribution cum Capital Withdrawal Option

Direct Plan - Payout of Income Distribution cum Capital Withdrawal Option

Direct Plan - Daily Reinvestment of Income Distribution cum Capital Withdrawal Option

Direct Plan - Weekly Payout of Income Distribution cum Capital Withdrawal Option

Direct Plan - Weekly Reinvestment of Income Distribution cum Capital Withdrawal Option

Direct Plan - Monthly Payout of Income Distribution cum Capital Withdrawal Option

Direct Plan - Monthly Reinvestment of Income Distribution cum Capital Withdrawal Option

Direct Plan - Monthly Reinvestment of Income Distribution cum Capital Withdrawal Option

Direct Plan - Growth Option

ENTRY LOAD: Nil

EXIT LOAD: Nil

EXPENSE RATIO^: Regular Plan: 0.58% Direct Plan: 0.33%

BENCHMARK: CRISIL Low Duration Fund BI Index

FUND MANAGER: 1) Mr. Kunal Jain

2) Mr. Avnish Jain

TOTAL EXPERIENCE: 1) 14 Years 2) 27 Years

MANAGING THIS FUND: 1) Since 18-July-22

2) Since 01-April-22

PRODUCT POSITIONING

Canara Robeco Savings Fund an open-ended low duration debt scheme aiming at primarily generating accrual income from investments in money market and debt securities. The Scheme is ideally suited for investors looking at a comparatively lower risk strategy short term debt fund with a Macaulay duration between 6 months and 12 months.

QUANTITATIVE INFORMATION⁵

Yield to Maturity	6.96%
Modified Duration	0.88 Years
Average Maturity	1.00 Years
Macaulay Duration	0.93 Years

MATURITY PROFILE

	% Allocation
Net Current Assets	3.37%
0 to 3 Months	8.45%
3 to 6 Months	26.41%
6 to 12 Months	37.91%
1-2 years	11.29%
Greater Than 2 Years	12.56%

PORTFOLIO

Name of the Instruments

Money Market Instruments

National Bank For Agriculture & Rural Development

Kotak Mahindra Bank Ltd

Bank of Baroda

Axis Bank Ltd

HDFC Bank Ltd

Small Industries Development Bank of India

HDFC Bank Ltd

Kotak Mahindra Bank Ltd

Small Industries Development Bank of India

Debt Instruments

Kotak Mahindra Prime Ltd

Indian Railway Finance Corporation Ltd

Housing Development Finance Corporation Ltd

HDB Financial Services Ltd

Indian Railway Finance Corporation Ltd

Bajaj Finance Ltd

Larsen & Toubro Ltd

Bajaj Housing Finance Ltd

LIC Housing Finance Ltd

LIC Housing Finance Ltd

Kotak Mahindra Prime Ltd

Small Industries Development Bank Of India

Power Grid Corporation of India Ltd

LIC Housing Finance Ltd

LIC Housing Finance Ltd

Small Industries Development Bank Of India

Government Securities

7.38% GOI 20-JUN-27

7.32% GOI 28-JAN-24

7.16% GOI 20-MAY-23

7.75% TAMIL NADU SDL UDAY 22-FEB-23

9.37% GUJARAT SDL 04-DEC-23

7.10% GOI 18-APR-29

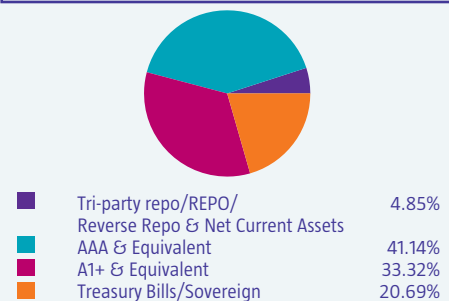
Treasury Bills

Tri - party repo

Other Current Assets

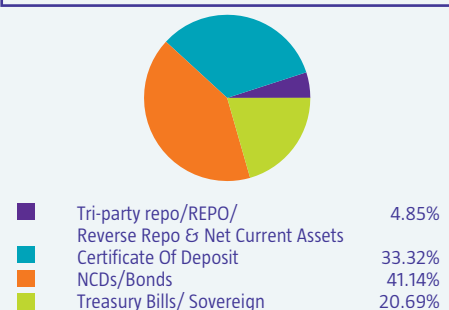
RATING PROFILE

(% to net assets)



ASSET ALLOCATION

(% to net assets)



Rating

% to NAV

Rating	% to NAV
A1+(IND)	7.27
A1+(CRISIL)	4.85
A1+(IND)	4.77
A1+(CRISIL)	4.66
A1+(CARE)	2.41
A1+(CARE)	2.37
A1+(CARE)	2.34
A1+(CRISIL)	2.33
A1+(CARE)	2.33
AAA(CRISIL)	41.14
AAA(CRISIL)	4.98
AAA(CRISIL)	4.93
AAA(CRISIL)	4.89
AAA(CRISIL)	3.48
AAA(CARE)	2.48
AAA(CRISIL)	2.48
AAA(CRISIL)	2.48
AAA(CRISIL)	2.46
AAA(CARE)	2.42
AAA(CRISIL)	1.94
AAA(CRISIL)	1.50
AAA(CRISIL)	1.49
AAA(ICRA)	1.45
AAA(CRISIL)	1.20
AAA(CRISIL)	1.00
AAA(CRISIL)	0.99
AAA(CARE)	0.97
Sovereign	12.98
Sovereign	3.49
Sovereign	2.99
Sovereign	2.49
Sovereign	1.99
Sovereign	1.53
Sovereign	0.49
Treasury Bills	7.72
Tri - party repo	1.48
Other Current Assets	3.37

Grand Total (Net Asset)

100.00

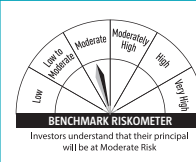
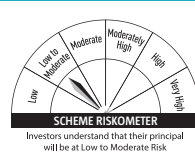
⁵Source ICRA MFI Explorer ● # Monthend AUM as on 30.09.2022 ● ^The expense ratios mentioned for the schemes includes GST on investment management fees. ● Please refer page no. 43 for disclaimers.

CANARA ROBECO SHORT DURATION FUND (CRSDF)

(as on September 30, 2022)

This product is suitable for investors who are seeking*:

- Income / capital appreciation over short term
- Investment in debt & money market instruments such that the Macaulay duration of the portfolio is between 1 year and 3 years



POTENTIAL RISK CLASS (PRC) MATRIX			
Relatively Moderate Interest Rate Risk and Moderate Credit Risk			
Credit Risk	Potential Risk Class		
Interest Rate Risk	Relatively Low (Class A)	Moderate (Class B)	Relatively High (Class C)
Relatively Low (Class I)			
Moderate (Class II)		B-II	
Relatively High (Class III)			

*Investors should consult their financial advisers if in doubt about whether the product is suitable for them.

FUND INFORMATION

CATEGORY/TYPE: Short Duration Fund - An open ended short term debt scheme investing in debt & money market instruments such that the Macaulay duration of the portfolio is between 1 year and 3 years. A moderate interest rate risk and moderate credit risk.

SCHEME OBJECTIVE : To generate returns by investing in a wide range of debt securities and money market instruments of various maturities and risk profile. However, there is no assurance that the objective of the Fund will be realised.

Monthend AUM[§] : ₹ 556.48 Crores
Monthly AVG AUM : ₹ 564.07 Crores

NAV: (as on September 30, 2022)

Direct Plan - Growth Option	₹ 22.6283
Regular Plan - Growth Option	₹ 21.0901
Direct Plan - Monthly IDCW (payout/reinvestment)	₹ 16.6579
Regular Plan - Monthly IDCW (payout/reinvestment)	₹ 14.9141
Regular Plan - Quarterly IDCW (payout/reinvestment)	₹ 14.7854
Direct Plan - Quarterly IDCW (payout/reinvestment)	₹ 16.1657

DATE OF ALLOTMENT : 25 April, 2011

ASSET ALLOCATION : Debt and Money Market instruments- 0% to 100% (Risk- Low to Medium)
 Reits / Invts- 0% to 10% (Risk- Medium to High)

MINIMUM INVESTMENT :

₹ 5000 and in multiples of ₹1 thereafter

Subsequent purchases: Minimum amount of ₹ 1000 and multiples of ₹1 thereafter **SIP:** For Any date/monthly frequency - ₹1000 and in multiples of ₹1 thereafter
 For quarterly frequency - ₹ 2000 and in multiples of ₹ 1 thereafter **STP:** For Daily/Weekly/Monthly frequency - ₹ 1000 and in multiples of ₹1 thereafter
 For quarterly frequency - ₹ 2000 and in multiples of ₹ 1 thereafter

For quarterly frequency - ₹ 2000 and in multiples of ₹ 1 thereafter
SWP: For monthly frequency - ₹ 1000 and in multiples of ₹1 thereafter
 For quarterly frequency - ₹ 2000 and in multiples of ₹ 1 thereafter

PLANS/OPTIONS : Regular Plan - Monthly Payout of Income Distribution cum Capital Withdrawal Option

Regular Plan - Monthly Reinvestment of Income Distribution cum Capital Withdrawal Option

Regular Plan - Quarterly Payout of Income Distribution cum Capital Withdrawal Option

Regular Plan - Quarterly Reinvestment of Income Distribution cum Capital Withdrawal Option

Regular Plan - Growth Option

Direct Plan - Monthly Payout of Income Distribution cum Capital Withdrawal Option

Direct Plan - Monthly Reinvestment of Income Distribution cum Capital Withdrawal Option

Direct Plan - Quarterly Payout of Income Distribution cum Capital Withdrawal Option

Direct Plan - Quarterly Reinvestment of Income Distribution cum Capital Withdrawal Option

Direct Plan - Growth Option

ENTRY LOAD: Nil

EXIT LOAD: Nil

EXPENSE RATIO[^]:

Regular Plan	: 1.02%
Direct Plan	: 0.38%

BENCHMARK: CRISIL Short Duration Fund BII Index

FUND MANAGER: 1) Ms. Suman Prasad
 2) Mr. Avnish Jain

TOTAL EXPERIENCE : 1) 24 Years
 2) 27 Years

MANAGING THIS FUND : 1) Since 16-Sep-12
 2) Since 18-July-22

PRODUCT POSITIONING

Canara Robeco Short Duration Fund is suitable for investors having short to medium term investment horizon with low volatility. The fund aim to generates income predominantly from accrual yields on high quality Money Market Instruments, while an active trading strategy is followed for generating Alpha.

QUANTITATIVE INFORMATION[§]

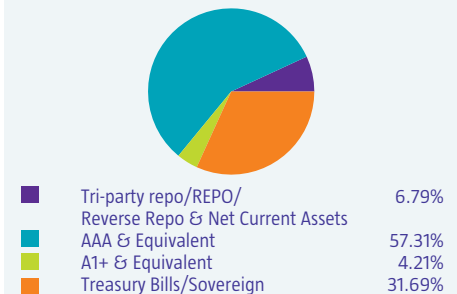
Yield to Maturity	7.18%
Modified Duration	1.57 Years
Average Maturity	1.79 Years
Macaulay Duration	1.66 Years

MATURITY PROFILE

	% Allocation
Net Current Assets	-2.21%
0 to 3 Months	16.19%
6 to 12 Months	13.13%
1 - 2 years	35.48%
Greater Than 2 Years	37.42%

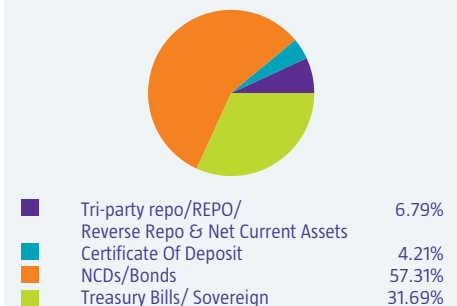
RATING PROFILE

(% to net assets)



ASSET ALLOCATION

(% to net assets)



PORTFOLIO

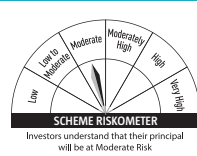
Name of the Instruments	RATING	% to NAV
Money Market Instruments		4.21
Kotak Mahindra Bank Ltd	A1+(CRISIL)	4.21
Debt Instruments		57.32
Housing Development Finance Corporation Ltd	AAA(CRISIL)	7.23
REC Ltd	AAA(CRISIL)	4.49
Larsen & Toubro Ltd	AAA(CRISIL)	4.49
National Housing Bank	AAA(CRISIL)	4.43
Bajaj Housing Finance Ltd	AAA(CRISIL)	4.39
Kotak Mahindra Prime Ltd	AAA(CRISIL)	4.36
Bajaj Finance Ltd	AAA(CRISIL)	4.36
National Bank For Agriculture & Rural Development	AAA(CRISIL)	4.30
Power Finance Corporation Ltd	AAA(CRISIL)	3.57
Small Industries Development Bank Of India	AAA(ICRA)	3.49
LIC Housing Finance Ltd	AAA(CRISIL)	2.70
Reliance Industries Ltd	AAA(CRISIL)	2.70
LIC Housing Finance Ltd	AAA(CRISIL)	2.68
Power Finance Corporation Ltd	AAA(CRISIL)	1.80
National Housing Bank	AAA(CRISIL)	1.79
Power Grid Corporation of India Ltd	AAA(CRISIL)	0.54
Government Securities		31.67
5.63% GOI 12-APR-26	Sovereign	8.54
5.22% GOI 15-JUN-25	Sovereign	5.99
7.32% GOI 28-JAN-24	Sovereign	4.50
6.69% GOI 27-JUN-24	Sovereign	4.46
7.59% GOI 11-JAN-26	Sovereign	3.63
7.38% GOI 20-JUN-27	Sovereign	3.60
7.58% TAMIL NADU SDL 24-AUG-26	Sovereign	0.90
7.86% KARNATAKA SDL 15-MAR-27	Sovereign	0.05
Tri - party repo		8.98
Other Current Assets		-2.21
Grand Total (Net Asset)		100.00

CANARA ROBECO INCOME FUND (CRINC)

(as on September 30, 2022)

This product is suitable for investors who are seeking*:

- Income / Capital appreciation over Medium to Long term
- Investment in debt & money market instruments such that the Macaulay duration of the portfolio is between 4 years – 7 years (Portfolio Macaulay duration under anticipated adverse situation is 1 year to 7 years)



POTENTIAL RISK CLASS (PRC) MATRIX			
Relatively High Interest Rate Risk and Moderate Credit Risk			
Potential Risk Class			
Credit Risk	Relatively Low (Class A)	Moderate (Class B)	Relatively High (Class C)
Interest Rate Risk	Relatively Low (Class I)		
	Moderate (Class II)		
	Relatively High (Class III)	B-III	

*Investors should consult their financial advisers if in doubt about whether the product is suitable for them.

FUND INFORMATION

CATEGORY/TYPE: Medium To Long Duration Fund - An open ended medium term debt scheme investing in debt & money market instruments such that the Macaulay duration of the portfolio is between 4 years – 7 years. (Portfolio Macaulay duration under anticipated adverse situation is 1 year to 7 years). A relatively high interest rate risk and moderate credit risk.

SCHEME OBJECTIVE:

The Scheme seeks to generate income and capital appreciation through a portfolio constituted of medium to long term debt and money market securities and issuers of different risk profiles. However, there can be no assurance that the investment objective of the scheme will be realized.

Monthend AUM* : ₹ 126.45 Crores

Monthly AVG AUM : ₹ 127.29 Crores

NAV: (as on September 30, 2022)

Direct Plan - Growth Option ₹ 50.3665

Regular Plan - Growth Option ₹ 46.3349

Regular Plan -

Quarterly IDCW (payout/reinvestment) ₹ 14.5163

Direct Plan -

Quarterly IDCW (payout/reinvestment) ₹ 16.0188

DATE OF ALLOTMENT: September 19, 2002

ASSET ALLOCATION:

Debt and Money Market instruments- 0% to 100% (Risk-Low to Medium)

Reits/Invits- 0% to 10% (Risk- Medium to High)

MINIMUM INVESTMENT:

₹ 5000 and in multiples of ₹1 thereafter

Subsequent purchases: Minimum amount of ₹ 1000 and multiples of ₹1 thereafter

SIP: For Any date/monthly frequency – ₹ 1000 and in multiples of ₹1 thereafter

For quarterly frequency – ₹ 2000 and in multiples of ₹ 1 thereafter

STP: For Daily/Weekly/Monthly frequency – ₹ 1000 and in multiples of ₹1 thereafter

For quarterly frequency – ₹ 2000 and in multiples of ₹ 1 thereafter

SWP: For monthly frequency – ₹ 1000 and in multiples of ₹1 thereafter

For quarterly frequency – ₹ 2000 and in multiples of ₹ 1 thereafter

PLANS / OPTIONS : Regular Plan - Quarterly Reinvestment of Income Distribution cum Capital Withdrawal Option

Regular Plan - Quarterly Payout of Income Distribution cum Capital Withdrawal Option

Regular Plan - Growth Option

Direct Plan - Quarterly Reinvestment of Income Distribution cum Capital Withdrawal Option

Direct Plan - Quarterly Payout of Income Distribution cum Capital Withdrawal Option

Direct Plan - Growth Option

ENTRY LOAD: Nil

EXIT LOAD:

1% - if redeemed/switched out within 12 months from the date of allotment

EXPENSE RATIO^:

Regular Plan : 1.88% Direct Plan : 0.71%

BENCHMARK:

CRISIL Medium to Long Duration Fund Bill Index

FUND MANAGER:

1) Mr. Avnish Jain

2) Mr. Kunal Jain

TOTAL EXPERIENCE :

1) 27 Years

2) 14 Years

MANAGING THIS FUND :

1) Since 25-June-14

2) Since 18-July-22

PRODUCT POSITIONING

Canara Robeco Income Fund is an open ended medium term debt scheme investing in debt & money market instruments such that the Macaulay duration of the portfolio is between 4 years – 7 years. However, the Portfolio Macaulay duration under anticipated adverse situation may be between 1 year and 7 years. Fund manager takes an active view of the interest rate movements. Based on the interest rate view, the duration of the portfolio will be decided along with the asset allocation pattern between sovereign & corporate bonds. As majority of the portfolio gets invested in high quality debt papers, which provides consistent accrual income to the portfolio.

QUANTITATIVE INFORMATION[§]

Yield to Maturity	7.27%
Modified Duration	4.01 Years
Average Maturity	5.35 Years
Macaulay Duration	4.16 Years

MATURITY PROFILE

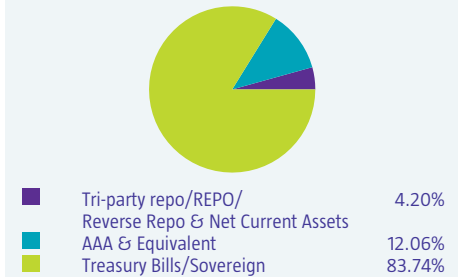
	% Allocation
Net Current Assets	2.29%
0 to 3 Months	1.90%
6 to 12 Months	3.98%
1-2 years	12.13%
Greater Than 2 Years	79.70%

PORTFOLIO

Name of the Instruments	Rating	% to NAV
Debt Instruments		12.07
Power Finance Corporation Ltd	AAA(CRISIL)	4.07
LIC Housing Finance Ltd	AAA(CRISIL)	4.02
Power Grid Corporation of India Ltd	AAA(CRISIL)	3.98
Government Securities		83.75
6.54% GOI 17-JAN-32	Sovereign	11.16
9.41% KERALA SDL 30-JAN-24	Sovereign	8.11
7.59% GOI 11-JAN-26	Sovereign	7.99
7.54% GOI 23-MAY-36	Sovereign	7.94
7.38% GOI 20-JUN-27	Sovereign	7.93
7.10% GOI 18-APR-29	Sovereign	7.80
6.79% GOI 15-MAY-27	Sovereign	7.75
5.63% GOI 12-APR-26	Sovereign	7.52
5.74% GOI 15-NOV-26	Sovereign	7.48
7.26% GOI 22-AUG-32	Sovereign	5.88
7.27% GOI 08-APR-26	Sovereign	3.96
8.47% MAHARASHTRA SDL 10-FEB-26	Sovereign	0.23
Tri - party repo		1.90
Other Current Assets		2.28
Grand Total (Net Asset)		100.00

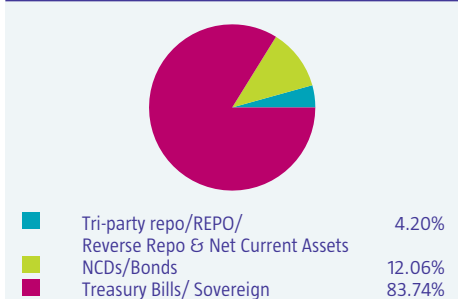
RATING PROFILE

(% to net assets)



ASSET ALLOCATION

(% to net assets)



[§]Source ICRA MFI Explorer ● # Monthend AUM as on 30.09.2022 ● ^The expense ratios mentioned for the schemes includes GST on investment management fees. ● Please refer page no. 43 for disclaimers.

CANARA ROBECO DYNAMIC BOND FUND (CRDBF)

(as on September 30, 2022)

This product is suitable for investors who are seeking*:

- Income/ Capital appreciation by dynamically managing duration
- Investment in Debt and Money Market securities across duration



POTENTIAL RISK CLASS (PRC) MATRIX			
Relatively High Interest Rate Risk and Moderate Credit Risk			
Potential Risk Class			
Credit Risk	Relatively Low (Class A)	Moderate (Class B)	Relatively High (Class C)
Interest Rate Risk	Relatively Low (Class I)		
	Moderate (Class II)		
	Relatively High (Class III)	B-III	

*Investors should consult their financial advisers if in doubt about whether the product is suitable for them.

FUND INFORMATION

CATEGORY/TYPE: Dynamic Bond - An open ended dynamic debt scheme investing across duration. A relatively high interest rate risk and moderate credit risk.

SCHEME OBJECTIVE:

The objective of the fund is to seek to generate income from a portfolio of debt and money market securities. However, there can be no assurance that the investment objective of the scheme will be realized and the Fund does not assure or guarantee any returns.

Monthend AUM[#] : ₹ 120.79 Crores

Monthly AVG AUM : ₹ 121.97 Crores

NAV: (as on September 30, 2022)

Direct Plan - Growth Option ₹ 26.2218

Direct Plan - IDCW (payout/reinvestment) ₹ 14.4278

Regular Plan - Growth Option ₹ 24.4975

Regular Plan - IDCW (payout/reinvestment) ₹ 13.3163

DATE OF ALLOTMENT: May 29, 2009

ASSET ALLOCATION:

Government of India & Corporate Debt Securities (including Securitised Debt)* - 0% to 100% (Risk- Low to Medium)

Money Market Instruments - 0% to 100% (Risk- Low)

* Excluding Debt/GOI Securities with initial maturity of less than one year and Treasury bills

MINIMUM INVESTMENT :

₹ 5000 and in multiples of ₹ 1 thereafter

Subsequent purchases: Minimum amount of ₹ 1000 and multiples of ₹ 1 thereafter

SIP: For Any date/monthly frequency – ₹ 1000 and in multiples of ₹ 1 thereafter

For quarterly frequency – ₹ 2000 and in multiples of ₹ 1 thereafter

STP: For Daily/Weekly/Monthly frequency – ₹ 1000 and in multiples of ₹ 1 thereafter

For quarterly frequency – ₹ 2000 and in multiples of ₹ 1 thereafter

SWP: For monthly frequency – ₹ 1000 and in multiples of ₹ 1 thereafter

For quarterly frequency – ₹ 2000 and in multiples of ₹ 1 thereafter

PLANS / OPTIONS :

Regular Plan - Reinvestment of Income Distribution cum Capital Withdrawal Option

Regular Plan - Payout of Income Distribution cum Capital Withdrawal Option

Regular Plan - Growth Option

Direct Plan - Reinvestment of Income Distribution cum Capital Withdrawal Option

Direct Plan - Payout of Income Distribution cum Capital Withdrawal Option

Direct Plan - Growth Option

ENTRY LOAD: Nil

EXIT LOAD:

-if redeemed / switched out within six months from the date of allotment: 0.50%

-if redeemed / switched out after six months from the date of allotment: Nil

EXPENSE RATIO[^]:

Regular Plan : 1.75%

Direct Plan : 0.64%

BENCHMARK: CRISIL Dynamic Bond Fund BIII Index

FUND MANAGER: 1) Mr. Kunal Jain
2) Mr. Avnish Jain

TOTAL EXPERIENCE:

- 1) 14 Years
- 2) 27 Years

MANAGING THIS FUND:

- 1) Since 18-July-22
- 2) Since 01-April-22

PRODUCT POSITIONING

Canara Robeco Dynamic Bond Fund intends to invest and trade in G-secs and Corporate Debt by identifying mispriced opportunities & capturing volatility trends. The fund aims at generating Alpha through free-style duration management depending on the interest rate view. At the same time it endeavours to capture accruals in the form of portfolio running yields on high-quality debt instruments.

QUANTITATIVE INFORMATION[§]

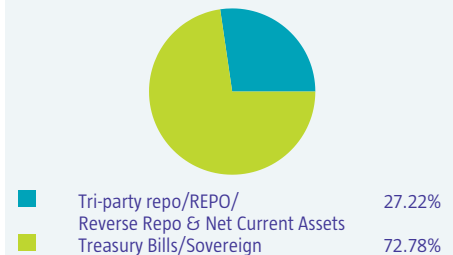
Yield to Maturity	6.96%
Modified Duration	3.08 Years
Average Maturity	4.09 Years
Macaulay Duration	3.19 Years

MATURITY PROFILE

	% Allocation
Net Current Assets	-2.16%
0 to 3 Months	29.38%
Greater Than 2 Years	72.78%

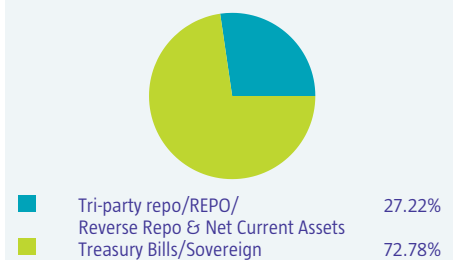
RATING PROFILE

(% to net assets)



ASSET ALLOCATION

(% to net assets)



PORTFOLIO

Name of the Instruments	Rating	% to NAV
Government Securities		72.79
7.38% GOI 20-JUN-27	Sovereign	20.75
7.59% GOI 11-JAN-26	Sovereign	16.73
7.26% GOI 22-AUG-32	Sovereign	8.20
5.74% GOI 15-NOV-26	Sovereign	7.83
7.54% GOI 23-MAY-36	Sovereign	6.93
7.27% GOI 08-APR-26	Sovereign	4.15
7.10% GOI 18-APR-29	Sovereign	4.08
5.63% GOI 12-APR-26	Sovereign	3.94
6.68% GOI 17-SEP-31	Sovereign	0.18
Tri - party repo		29.38
Other Current Assets		-2.17
Grand Total (Net Asset)		100.00

[§]Source ICRA MFI Explorer ● # Monthend AUM as on 30.09.2022 ● ^The expense ratios mentioned for the schemes includes GST on investment management fees. ● Please refer page no. 43 for disclaimers. ● **Please refer notice cum addendum no.34 dated October 03, 2022 for change in riskometer for CRDBF.

CANARA ROBECO CORPORATE BOND FUND (CRCBF)

(as on September 30, 2022)

This product is suitable for investors who are seeking*:

- Income / capital appreciation through a low credit risk strategy
- Investment in a portfolio constituted predominantly of AA+ and above rated corporate bonds



POTENTIAL RISK CLASS (PRC) MATRIX			
Relatively High Interest Rate Risk and Moderate Credit Risk			
Credit Risk	Potential Risk Class		
	Relatively Low (Class A)	Moderate (Class B)	Relatively High (Class C)
Interest Rate Risk			
Relatively Low (Class I)			
Moderate (Class II)			
Relatively High (Class III)		B-III	

*Investors should consult their financial advisers if in doubt about whether the product is suitable for them.

FUND INFORMATION

CATEGORY/TYPE : Corporate Bond Fund - An open ended debt scheme predominantly investing in AA+ and above rated corporate bonds. A relatively high interest rate risk and moderate credit risk.

SCHEME OBJECTIVE : The Scheme seeks to generate income and capital appreciation through a portfolio constituted predominantly of AA+ and above rated Corporate Debt across maturities. However, there can be no assurance that the investment objective of the scheme will be realized

Monthend AUM* : ₹ 203.11 Crores

Monthly AVG AUM : ₹ 205.38 Crores

NAV: (as on September 30, 2022)

Direct Plan - Growth Option ₹ 19.0420

Regular Plan - Growth Option ₹ 18.0907

Regular Plan - IDCW (payout/reinvestment) ₹ 11.4589

Direct Plan - IDCW (payout/reinvestment) ₹ 12.0608

DATE OF ALLOTMENT : 7th February, 2014

ASSET ALLOCATION :

AA+ and above rated Corporate Debt of varying maturities - 80% to 100% (Risk- Low to Medium)

Other Debt (including government securities) and Money

Market Instruments - 0% to 20% (Risk- Low to Medium)

Reits/Invits - 0% to 10% (Risk- Medium to High)

MINIMUM INVESTMENT:

₹ 5000 and in multiples of ₹1 thereafter

Subsequent purchases: Minimum amount of ₹ 1000 and multiples of ₹1 thereafter

SIP: For Any date/monthly frequency – ₹ 1000 and in multiples of ₹1 thereafter

For quarterly frequency – ₹ 2000 and in multiples of ₹ 1 thereafter

STP: For Daily/Weekly/Monthly frequency – ₹ 1000 and in multiples of ₹1 thereafter

For quarterly frequency – ₹ 2000 and in multiples of ₹ 1 thereafter

SWP: For monthly frequency – ₹ 1000 and in multiples of ₹1 thereafter

For quarterly frequency – ₹ 2000 and in multiples of ₹ 1 thereafter

PLANS / OPTIONS :

Regular Plan - Reinvestment of Income Distribution cum Capital Withdrawal Option

Regular Plan - Payout of Income Distribution cum Capital Withdrawal Option

Regular Plan - Growth Option

Direct Plan - Reinvestment of Income Distribution cum Capital Withdrawal Option

Direct Plan - Payout of Income Distribution cum Capital Withdrawal Option

Direct Plan - Growth Option

ENTRY LOAD: Nil

EXIT LOAD:

If redeemed/switched-out within 90 Days from the date of allotment: 0.50%

If redeemed/switched-out after 90 Days from the date of allotment: Nil

EXPENSE RATIO*:

Regular Plan : 1.03%

Direct Plan : 0.35%

BENCHMARK : CRISIL Corporate Bond Fund BIII Index

FUND MANAGER: 1) Mr. Avnish Jain
2) Ms. Suman Prasad

TOTAL EXPERIENCE:

- 27 Years
- 24 Years

MANAGING THIS FUND:

- Since 7-Feb-14
- Since 18-July-22

PRODUCT POSITIONING

Canara Robeco Corporate Bond Fund endeavours to generate accrual income by investing in High quality debt papers. The fund looks to benefit from the mispriced opportunities in the markets and a possible upgrade of rating of the instruments in which investments are made. The fund is suitable for investors who have a medium to long term investment horizon & a moderate risk appetite.

QUANTITATIVE INFORMATION⁵

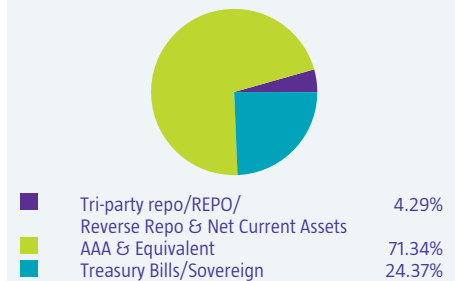
Yield to Maturity	7.13%
Modified Duration	1.72 Years
Average Maturity	2.06 Years
Macaulay Duration	1.81 Years

MATURITY PROFILE

	% Allocation
Net Current Assets	3.06%
0 to 3 Months	11.07%
3 to 6 Months	9.92%
6 to 12 Months	9.84%
1 -2 years	34.35%
Greater Than 2 Years	31.76%

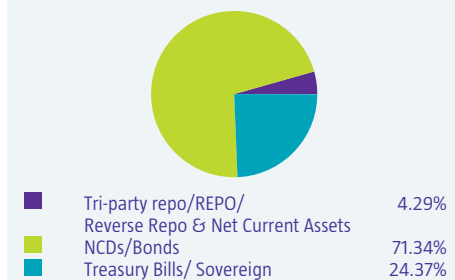
RATING PROFILE

(% to net assets)



ASSET ALLOCATION

(% to net assets)



PORTFOLIO

Name of the Instruments	Rating	% to NAV
Debt Instruments		71.37
National Bank For Agriculture & Rural Development	AAA(CRISIL)	7.42
REC Ltd	AAA(CRISIL)	7.39
Small Industries Development Bank Of India	AAA(ICRA)	7.17
Indian Railway Finance Corporation Ltd	AAA(CRISIL)	4.96
NTPC Ltd	AAA(CRISIL)	4.96
Power Finance Corporation Ltd	AAA(CRISIL)	4.91
LIC Housing Finance Ltd	AAA(CRISIL)	4.90
National Housing Bank	AAA(CRISIL)	4.90
Indian Railway Finance Corporation Ltd	AAA(CRISIL)	2.57
Axis Bank Ltd	AAA(CRISIL)	2.53
Power Grid Corporation of India Ltd	AAA(CRISIL)	2.51
Housing Development Finance Corporation Ltd	AAA(CRISIL)	2.48
LIC Housing Finance Ltd	AAA(CRISIL)	2.47
Grasim Industries Ltd	AAA(CRISIL)	2.47
Indian Oil Corporation Ltd	AAA(CRISIL)	2.46
Power Finance Corporation Ltd	AAA(CRISIL)	2.45
National Housing Bank	AAA(CRISIL)	2.42
Sundaram Finance Ltd	AAA(CRISIL)	2.40
Government Securities		24.37
7.38% GOI 20-JUN-27	Sovereign	7.40
9.41% KERALA SDL 30-JAN-24	Sovereign	5.05
5.63% GOI 12-APR-26	Sovereign	4.68
7.27% GOI 08-APR-26	Sovereign	2.47
7.26% GOI 22-AUG-32	Sovereign	2.44
5.74% GOI 15-NOV-26	Sovereign	2.33
Tri - party repo		1.22
Other Current Assets		3.04
Grand Total (Net Asset)		100.00

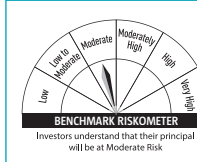
⁵Source ICRA MFI Explorer ● # Monthend AUM as on 30.09.2022 ● ^The expense ratios mentioned for the schemes includes GST on investment management fees. ● Please refer page no. 43 for disclaimers.

CANARA ROBECO GILT FUND (CRGILT)

(as on September 30, 2022)

This product is suitable for investors who are seeking*:

- Risk free return (except interest rate risk) and long term capital appreciation
- Investment in government securities across maturity



POTENTIAL RISK CLASS (PRC) MATRIX			
Relatively High Interest Rate Risk and Moderate Credit Risk			
Credit Risk	Potential Risk Class		
	Relatively Low (Class A)	Moderate (Class B)	Relatively High (Class C)
Interest Rate Risk			
Relatively Low (Class I)			
Moderate (Class II)			
Relatively High (Class III)	A-III		

*Investors should consult their financial advisers if in doubt about whether the product is suitable for them.

FUND INFORMATION

CATEGORY/TYPE: Gilt Fund - An open-ended debt scheme investing in government securities across maturity. A relatively high interest rate risk and relatively low credit risk.

SCHEME OBJECTIVE: To provide risk free return (except interest rate risk) while maintaining stability of capital and liquidity. Being a dedicated Gilt Scheme, the funds will be invested in securities as defined under Sec. 2 (2) of Public Debt Act, 1944. However, there can be no assurance that the investment objective of the Scheme will be realized.

Monthend AUM* : ₹ 86.22 Crores

Monthly AVG AUM : ₹ 86.80 Crores

NAV: (as on September 30, 2022)

Direct Plan - Growth Option ₹ 65.2249

Regular Plan - Growth Option ₹ 61.7651

Regular Plan - IDCW (payout/reinvestment) ₹ 14.4438

Direct Plan - IDCW (payout/reinvestment) ₹ 15.4392

DATE OF ALLOTMENT: December 29, 1999

ASSET ALLOCATION:

Govt. Securities - 80% to 100% (Risk-Low)
Money Market Instruments - 0% to 20% (Risk- Low to Medium)

MINIMUM INVESTMENT:

₹ 5000 and in multiples of ₹1 thereafter

Subsequent purchases: Minimum amount of ₹ 1000 and multiples of ₹1 thereafter

SIP: For Any date/monthly frequency – ₹ 1000 and in multiples of ₹1 thereafter

For quarterly frequency – ₹ 2000 and in multiples of ₹ 1 thereafter

STP: For Daily/Weekly/Monthly frequency – ₹ 1000 and in multiples of ₹1 thereafter

For quarterly frequency – ₹ 2000 and in multiples of ₹ 1 thereafter

SWP: For monthly frequency – ₹ 1000 and in multiples of ₹1 thereafter

For quarterly frequency – ₹ 2000 and in multiples of ₹ 1 thereafter

PLANS / OPTIONS :

Regular Plan - Reinvestment of Income Distribution cum Capital Withdrawal Option

Regular Plan - Payout of Income Distribution cum Capital Withdrawal Option

Regular Plan - Growth Option

Direct Plan - Reinvestment of Income Distribution cum Capital Withdrawal Option

Direct Plan - Payout of Income Distribution cum Capital Withdrawal Option

Direct Plan - Growth Option

ENTRY LOAD: Nil

EXIT LOAD : Nil

EXPENSE RATIO^:

Regular Plan : 1.25%

Direct Plan : 0.54%

BENCHMARK: CRISIL Dynamic Gilt Index

FUND MANAGER: 1) Mr. Kunal Jain
2) Mr. Avnish Jain

TOTAL EXPERIENCE: 1) 14 Years
2) 27 Years

MANAGING THIS FUND: 1) Since 18-July-22
2) Since 01-April-22

PRODUCT POSITIONING

Canara Robeco Gilt Fund invests in G-Secs of varying maturity issued by Reserve Bank of India (RBI). Being invested in sovereign papers, the fund does not expose its investors to Credit Risk as in the case of other bond funds.

QUANTITATIVE INFORMATION[§]

Yield to Maturity 7.07%

Modified Duration 3.37 Years

Average Maturity 4.46 Years

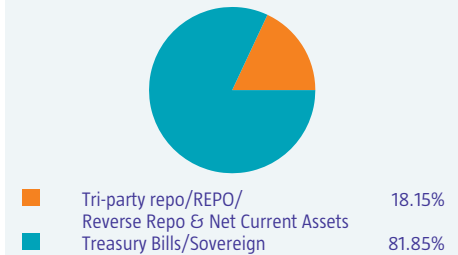
Macaulay Duration 3.49 Years

MATURITY PROFILE

	% Allocation
Net Current Assets	1.90%
0 to 3 Months	16.25%
Greater Than 2 Years	81.85%

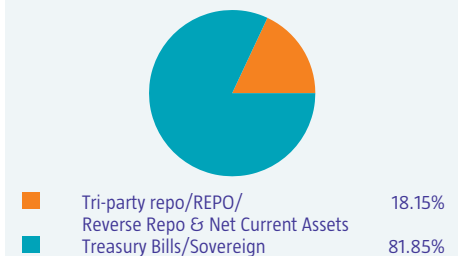
RATING PROFILE

(% to net assets)



ASSET ALLOCATION

(% to net assets)



PORTFOLIO

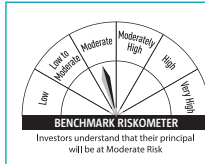
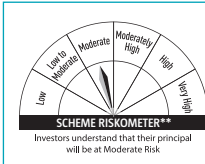
Name of the Instruments	Rating	% to NAV
Government Securities		81.83
7.59% GOI 11-JAN-26	Sovereign	11.72
7.10% GOI 18-APR-29	Sovereign	11.43
5.22% GOI 15-JUN-25	Sovereign	11.05
5.74% GOI 15-NOV-26	Sovereign	10.97
7.54% GOI 23-MAY-36	Sovereign	7.76
8.18% ANDHRA PRADESH SDL 27-MAY-25	Sovereign	5.90
7.27% GOI 08-APR-26	Sovereign	5.81
7.38% GOI 20-JUN-27	Sovereign	5.81
7.26% GOI 22-AUG-32	Sovereign	5.75
5.63% GOI 12-APR-26	Sovereign	5.51
8.13% GOI 22-JUN-45	Sovereign	0.12
Tri - party repo		16.25
Other Current Assets		1.92
Grand Total (Net Asset)		100.00

CANARA ROBECO BANKING AND PSU DEBT FUND (CRBPDF)

(as on September 30, 2022)

This product is suitable for investors who are seeking*:

- Income/Capital appreciation over short to medium term
- Investment in debt and money market instruments issued by Banks, Public Sector Undertakings (PSUs), Public Financial Institutions (PFIs) and Municipal Bonds



POTENTIAL RISK CLASS (PRC) MATRIX			
Relatively High Interest Rate Risk and Moderate Credit Risk			
Credit Risk	Potential Risk Class		
	Relatively Low (Class A)	Moderate (Class B)	Relatively High (Class C)
Interest Rate Risk			
Relatively Low (Class I)			
Moderate (Class II)			
Relatively High (Class III)		B-II	

*Investors should consult their financial advisers if in doubt about whether the product is suitable for them.

FUND INFORMATION

CATEGORY/TYPE: Banking and PSU Fund - An open-ended debt scheme predominantly investing in debt instruments of banks, public sector undertakings, public financial institutions and municipal bonds. A relatively high interest rate risk and moderate credit risk.

SCHEME OBJECTIVE: To generate income and/or capital appreciation through a portfolio of high quality debt and money market instruments issued by entities such as Banks, Public Sector Undertakings (PSUs), Public Financial Institutions (PFIs) and Municipal Bonds. However, there is no assurance that the objective of the fund will be realised.

Monthend AUM* : ₹ 440.91 Crores

Monthly AVG AUM : ₹ 476.63 Crores

NAV: (as on September 30, 2022)

Direct Plan - Growth Option	₹ 9.9969
Regular Plan - Growth Option	₹ 9.9929
Regular Plan - IDCW (payout/reinvestment)	₹ 9.9929
Direct Plan - IDCW (payout/reinvestment)	₹ 9.9969

DATE OF ALLOTMENT: August 22, 2022

ASSET ALLOCATION:

Debt and Money Market Instruments issued by Banks, Public Financial Institutions (PFIs), Public Sector Undertakings (PSUs) and Municipal Bonds - 80% to 100% (Low to Medium)
Debt (including securities issued by Central and State Governments) and Money Market Instruments issued by entities other than Banks, PFIs, PSUs and Municipal Bonds - 0% to 20% (Low to Medium)
Units issued by REITs and InvITs - 0% to 10% (Medium to High)

MINIMUM INVESTMENT:

Lump sum: ₹ 5,000.00 and multiples of ₹ 1.00 thereafter.

Subsequent purchases: ₹ 1000.00 and multiples of ₹ 1.00 thereafter

SIP:

For Any date/monthly frequency – ₹ 1000 and in multiples of ₹ 1 thereafter

For quarterly frequency – ₹ 2000 and in multiples of ₹ 1 thereafter

STP:

For Daily/Weekly/Monthly frequency – ₹ 1000 and in multiples of ₹ 1 thereafter

For quarterly frequency – ₹ 2000 and in multiples of ₹ 1 thereafter

SWP:

For monthly frequency – ₹ 1000 and in multiples of ₹ 1 thereafter

For quarterly frequency – ₹ 2000 and in multiples of ₹ 1 thereafter

PLANS / OPTIONS :

Regular Plan - Reinvestment of Income Distribution cum Capital Withdrawal Option

Regular Plan - Payout of Income Distribution cum Capital Withdrawal Option

Regular Plan - Growth Option

Direct Plan - Reinvestment of Income Distribution cum Capital Withdrawal Option

Direct Plan - Payout of Income Distribution cum Capital Withdrawal Option

Direct Plan - Growth Option

ENTRY LOAD: NA

EXIT LOAD: Nil

EXPENSE RATIO^:

Regular Plan	: 0.71%
Direct Plan	: 0.36%

BENCHMARK: CRISIL Banking and PSU Debt Index

FUND MANAGER: Mr. Arvish Jain

TOTAL EXPERIENCE: 27 Years

MANAGING THIS FUND: Since 22-August-22

PRODUCT POSITIONING

Canara Robeco Banking and PSU Debt Fund would be an "Actively Managed Fund" that aims to capture opportunities in the interest rate cycle and mispricing on the yield curve.

The Fund will endeavour to invest in "High Grade Assets" that are either government –backed entities or systemically important private banks/entities. This potentially provides lower credit risk.

The fund is suitable for investors who have a "Medium-term investment horizon" of 3-4 years & having relatively "low to medium risk appetite" looking to invest in high credit quality bonds with good liquidity.

QUANTITATIVE INFORMATION[§]

Yield to Maturity	7.34%
Modified Duration	2.63 Years
Average Maturity	3.36 Years
Macaulay Duration	2.80 Years

MATURITY PROFILE

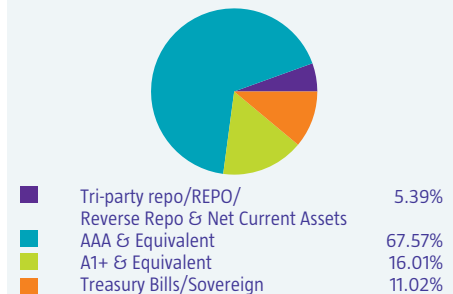
	% Allocation
Net Current Assets	3.19%
0 to 3 Months	2.20%
6 to 12 Months	16.01%
1-2 years	13.51%
Greater Than 2 Years	65.09%

PORTFOLIO

Name of the Instruments	Rating	% to NAV
Money Market Instruments		
Bank of Baroda	A1+(IND)	5.34
Kotak Mahindra Bank Ltd	A1+(CRISIL)	5.34
Export-Import Bank Of India	A1+(CRISIL)	5.34
Debt Instruments		
HDFC Bank Ltd	AAA(CRISIL)	5.87
Power Finance Corporation Ltd	AAA(CRISIL)	5.81
ICICI Bank Ltd	AAA(CARE)	5.69
National Housing Bank	AAA(CRISIL)	5.64
Small Industries Development Bank Of India	AAA(ICRA)	5.62
Indian Oil Corporation Ltd	AAA(CRISIL)	5.55
National Bank For Agriculture & Rural Development	AAA(ICRA)	5.43
LIC Housing Finance Ltd	AAA(CRISIL)	5.37
Housing Development Finance Corporation Ltd	AAA(CRISIL)	4.53
Indian Railway Finance Corporation Ltd	AAA(CRISIL)	3.55
National Bank For Agriculture & Rural Development	AAA(CRISIL)	3.25
National Housing Bank	AAA(CRISIL)	2.26
Power Finance Corporation Ltd	AAA(CRISIL)	2.25
Small Industries Development Bank Of India	AAA(ICRA)	2.25
LIC Housing Finance Ltd	AAA(CRISIL)	2.20
REC Ltd	AAA(CRISIL)	1.15
REC Ltd	AAA(CRISIL)	1.15
Government Securities		
7.38% GOI 20-JUN-27	Sovereign	3.41
5.74% GOI 15-NOV-26	Sovereign	3.22
5.63% GOI 12-APR-26	Sovereign	2.16
6.69% GOI 27-JUN-24	Sovereign	1.13
6.79% GOI 15-MAY-27	Sovereign	1.11
Tri - party repo		2.20
Other Current Assets		3.18
Grand Total (Net Asset)		100.00

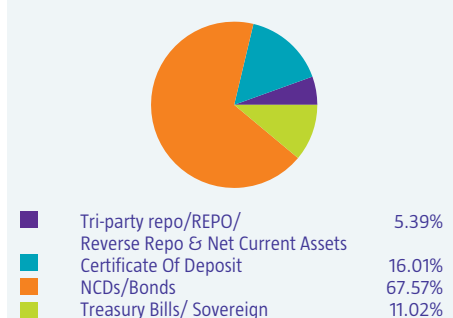
RATING PROFILE

(% to net assets)



ASSET ALLOCATION

(% to net assets)



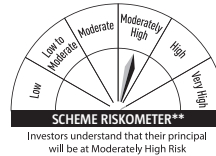
[§]Source ICRA MFI Explorer ● # Monthend AUM as on 30.09.2022 ● ^The expense ratios mentioned for the schemes includes GST on investment management fees. ● Please refer page no. 43 for disclaimers. ● **Please refer notice cum addendum no.31 dated September 12, 2022 for change in riskometer for CRBPDF.

CANARA ROBECO CONSERVATIVE HYBRID FUND (CRCHF)

(as on September 30, 2022)

This product is suitable for investors who are seeking*:

- Income / Capital appreciation over medium term to long term
- Investment predominantly in debt and money market instruments and small portion in equity



*Investors should consult their financial advisers if in doubt about whether the product is suitable for them.

FUND INFORMATION

CATEGORY/TYPE: Conservative Hybrid Fund - An open-ended hybrid scheme investing predominantly in debt instruments

SCHEME OBJECTIVE: To generate income by investing in a wide range of Debt Securities and Money Market instruments of various maturities and small portion in equities and Equity Related Instruments. However, there can be no assurance that the investment objective of the scheme will be realized.

Monthend AUM* : ₹ 1,138.53 Crores
Monthly AVG AUM : ₹ 1,152.54 Crores

NAV: (as on September 30, 2022)

Direct Plan - Growth Option ₹ 84.3612

Regular Plan - Growth Option ₹ 75.9697

Direct Plan -

Monthly IDCW (payout/reinvestment) ₹ 15.6555

Regular Plan -

Monthly IDCW (payout/reinvestment) ₹ 13.4407

Regular Plan -

Quarterly IDCW (payout/reinvestment) ₹ 13.5374

Direct Plan -

Quarterly IDCW (payout/reinvestment) ₹ 15.5950

DATE OF ALLOTMENT: April 24, 1988

ASSET ALLOCATION: Equity and equity related instruments-10%-25% (Risk-High)

Debt securities (including Securitized debt) with Money Market Instruments -75%-90% (Risk-Medium)

MINIMUM INVESTMENT:

₹ 5000 and in multiples of ₹1 thereafter

Subsequent purchases: Minimum amount of ₹ 1000 and multiples of ₹1 thereafter

SIP: For Any date/monthly frequency – ₹ 1000 and in multiples of ₹1 thereafter

For quarterly frequency – ₹ 2000 and in multiples of ₹ 1 thereafter

STP: For Daily/Weekly/Monthly frequency – ₹ 1000 and in multiples of ₹1 thereafter

For quarterly frequency – ₹ 2000 and in multiples of ₹ 1 thereafter

SWP: For monthly frequency – ₹ 1000 and in multiples of ₹1 thereafter

For quarterly frequency – ₹ 2000 and in multiples of ₹ 1 thereafter

PLANS / OPTIONS : Regular Plan - Monthly Payout of Income Distribution cum Capital Withdrawal Option

Regular Plan - Monthly Reinvestment of Income Distribution cum Capital Withdrawal Option

Regular Plan - Quarterly Payout of Income Distribution cum Capital Withdrawal Option

Regular Plan - Quarterly Reinvestment of Income Distribution cum Capital Withdrawal Option

Regular Plan - Growth Option

Direct Plan - Monthly Payout of Income Distribution cum Capital Withdrawal Option

Direct Plan - Monthly Reinvestment of Income Distribution cum Capital Withdrawal Option

Direct Plan - Quarterly Payout of Income Distribution cum Capital Withdrawal Option

Direct Plan - Quarterly Reinvestment of Income Distribution cum Capital Withdrawal Option

ENTRY LOAD: Nil

EXIT LOAD: For any redemption / switch out upto 10% of units within 1 Year from the date of allotment - Nil

For any redemption / switch out more than 10% of units within 1 Year from the date of allotment - 1%

For any redemption / switch out after 1 Year from the date of allotment - Nil

EXPENSE RATIO^: Regular Plan:1.80% Direct Plan:0.56%

BENCHMARK: CRISIL Hybrid 85+15-Conservative Index

FUND MANAGER :

1) Mr. Avnish Jain (For Debt Portfolio)

2) Mr. Shridatta Bhandwadar (For Equity Portfolio)

TOTAL EXPERIENCE : 1) 27 Years 2) 15 Years

MANAGING THIS FUND: 1) Since 7-Oct-13
2) Since 02-Dec-21

PRODUCT POSITIONING

Canara Robeco Conservative Hybrid Fund is an open-ended hybrid scheme investing predominantly in debt instruments. Fund also takes small exposure in equity markets which endeavours to boost portfolio returns.

QUANTITATIVE INFORMATION⁵

Equity Quants

Standard Deviation 5.06

Portfolio Beta 0.97

Portfolio Turnover Ratio 2.44 times

R-Squared 0.76

Sharpe Ratio 0.49

Debt Quants

Yield to Maturity 7.16%

Modified Duration 2.42 Years

Average Maturity 3.00 Years

Macaulay Duration 2.52 Years

MATURITY PROFILE

	% Allocation
0 to 3 Months	7.69%
3 to 6 Months	3.08%
6 to 12 Months	6.98%
1-2 years	18.55%
Greater Than 2 Years	39.94%

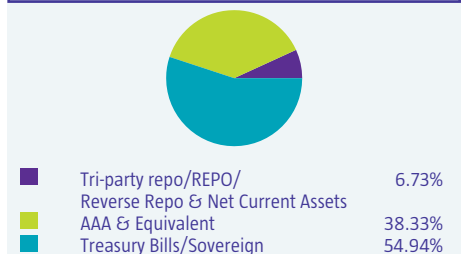
PORTFOLIO

Name of the Instruments	% to NAV
Equities	22.43
Listed	22.43
Banks	6.47
ICICI Bank Ltd	2.41
HDFC Bank Ltd	1.90
State Bank of India	1.28
Axis Bank Ltd	0.88
IT - Software	1.74
Infosys Ltd	1.45
Tata Consultancy Services Ltd	0.29
Pharmaceuticals & Biotechnology	1.34
J.B. Chemicals & Pharmaceuticals Ltd	0.56
Suven Pharmaceuticals Ltd	0.50
Gland Pharma Ltd	0.28
Finance	1.30
Bajaj Finance Ltd	1.06
SBI Cards and Payment Services Ltd	0.24
Auto Components	1.18
Schaeffler India Ltd	0.47
Uno Minda Ltd	0.44
Sona Blw Precision Forgings Ltd	0.27
Diversified Fmcg	1.12
ITC Ltd	0.66
Hindustan Unilever Ltd	0.46
Petroleum Products	1.07
Reliance Industries Ltd	1.07
Chemicals & Petrochemicals	0.91
Vinati Organics Ltd	0.55
Atul Ltd	0.36
Automobiles	0.81
Maruti Suzuki India Ltd	0.81
Power	0.63
NTPC Ltd	0.63
Beverages	0.60
United Spirits Ltd	0.37
Varun Beverages Ltd	0.23
Electrical Equipment	0.59
CG Power and Industrial Solutions Ltd	0.36
Thermax Ltd	0.23
Healthcare Services	0.56
Apollo Hospitals Enterprise Ltd	0.56
Insurance	0.55

SBI Life Insurance Co Ltd	0.55
Capital Markets	0.53
Multi Commodity Exchange Of India Ltd	0.27
Prudent Corporate Advisory Services Ltd	0.26
Construction	0.41
Larsen & Toubro Ltd	0.41
Food Products	0.41
Britannia Industries Ltd	0.41
Leisure Services	0.37
Westlife Development Ltd	0.37
Paper, Forest & Jute Products	0.36
Century Textile & Industries Ltd	0.36
Telecom - Services	0.35
Bharti Airtel Ltd	0.35
Realty	0.35
Brigade Enterprises Ltd	0.35
Retailing	0.31
Avenue Supermarts Ltd	0.31
Transport Services	0.29
TCI Express Ltd	0.29
Industrial Products	0.18
KSB Ltd	0.18
Debt Instruments	27.06
HDB Financial Services Ltd	3.08
National Bank For Agriculture & Rural Development	2.65
Housing Development Finance Corporation Ltd	2.19
Bajaj Finance Ltd	2.18
LC Housing Finance Ltd	2.18
Bajaj Finance Ltd	2.17
LC Housing Finance Ltd	2.14
Sundaram Finance Ltd	2.12
LC Housing Finance Ltd	1.77
Power Finance Corporation Ltd	1.76
LC Housing Finance Ltd	1.74
Housing Development Finance Corporation Ltd	0.88
REC Ltd	0.88
LC Housing Finance Ltd	0.87
LC Housing Finance Ltd	0.45
Government Securities	44.16
7.38% GOI 20-JUN-27	9.69
5.63% GOI 12-APR-26	8.35
5.74% GOI 15-NOV-26	6.23
7.59% GOI 11-JAN-26	3.55
7.35% GOI 22-JUN-24	3.53
7.26% GOI 22-AUG-32	2.18
7.54% GOI 23-MAY-36	1.76
6.69% GOI 27-JUN-24	1.75
6.79% GOI 15-MAY-27	1.72
6.54% GOI 17-JAN-32	1.65
7.32% GOI 28-JAN-24	1.54
6.30% GOI 09-APR-23	0.88
7.27% GOI 08-APR-26	0.88
9.25% MAHARASHTRA SDL 09-OCT-23	0.45
7.72% GOI 26-OCT-55	0.00
Tri - party repo	5.05
Other Current Assets	1.30
Grand Total (Net Asset)	100.00

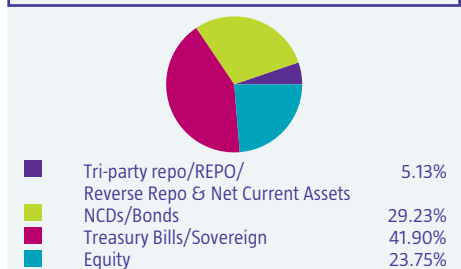
RATING PROFILE

(% to net assets)



ASSET ALLOCATION

(% to net assets)

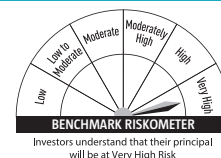
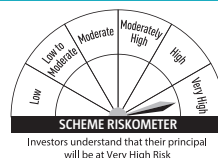


CANARA ROBECO EQUITY HYBRID FUND (CREHF)

(as on September 30, 2022)

This product is suitable for investors who are seeking*:

- Income/capital appreciation over long term
- Investment predominantly in equity and equity related instruments and a small portion in debt and money market instruments



*Investors should consult their financial advisers if in doubt about whether the product is suitable for them.

FUND INFORMATION

CATEGORY/TYPE: Aggressive Hybrid Fund - An open-ended hybrid scheme investing predominantly in equity and equity related instruments

SCHEME OBJECTIVE: To seek to generate long term capital appreciation and/or income from a portfolio constituted of equity and equity related securities as well as fixed income securities (debt and money market securities). However, there can be no assurance that the investment objective of the scheme will be realized

Monthend AUM* : ₹ 8,178.60 Crores

Monthly AVG AUM : ₹ 8,306.93 Crores

NAV: (as on September 30, 2022)

Direct Plan - Growth Option ₹ 266.0400

Regular Plan - Growth Option ₹ 242.7800

Regular Plan - Monthly IDCW (payout/reinvestment) ₹ 85.5400

Direct Plan - Monthly IDCW (payout/reinvestment) ₹ 104.2100

DATE OF ALLOTMENT: February 1, 1993

ASSET ALLOCATION: Equity and equity related instruments- 65%- 80%. (Risk- High)

Debt and money market instruments 20% to 35%. (Risk- Low to Medium)

REITs/ InvITs - 0%-10% (Risk- Medium to High)

MINIMUM INVESTMENT:

₹ 5000 and in multiples of ₹ 1 thereafter

Subsequent purchases: Minimum amount of ₹ 1000 and multiples of ₹ 1 thereafter

SIP: For Any date/monthly frequency - ₹ 1000 and in multiples of ₹ 1 thereafter. For quarterly frequency - ₹ 2000 and in multiples of ₹ 1 thereafter **STP:** For Daily/Weekly/Monthly frequency - ₹ 1000 and in multiples of ₹ 1 thereafter. For quarterly frequency - ₹ 2000 and in multiples of ₹ 1 thereafter **SWP:** For monthly frequency - ₹ 1000 and in multiples of ₹ 1 thereafter. For quarterly frequency - ₹ 2000 and in multiples of ₹ 1 thereafter

PLANS / OPTIONS : Regular Plan - Monthly Payout of Income Distribution cum Capital Withdrawal Option

Regular Plan - Monthly Reinvestment of Income Distribution cum Capital Withdrawal Option

Regular Plan - Growth Option

Direct Plan - Monthly Payout of Income Distribution cum Capital Withdrawal Option

Direct Plan - Monthly Reinvestment of Income Distribution cum Capital Withdrawal Option

Direct Plan - Growth Option

ENTRY LOAD: Nil

EXIT LOAD: For any redemption / switch out upto 10% of units within 1 Year from the date of allotment - Nil. For any redemption / switch out more than 10% of units within 1 Year from the date of allotment - 1%. For any redemption / switch out after 1 Year from the date of allotment - Nil

EXPENSE RATIO^: Regular Plan : 1.84% Direct Plan : 0.58%

BENCHMARK : CRISIL Hybrid 35+65 - Aggressive Index

FUND MANAGER :

- For Equity Portfolio 1) Ms. Ennette Fernandes
2) Mr. Shridatta Bhandwalder
For Debt Portfolio 3) Mr. Avnish Jain

TOTAL EXPERIENCE: 1) 12 Years 2) 15 Years 3) 27 Years

MANAGING THIS FUND:

- 1) Since 01-Oct-21 2) Since 5-July-16 3) Since 7-Oct-13

PRODUCT POSITIONING

Canara Robeco Equity Hybrid Fund aims at generating long term capital appreciation through a prudent mix of equity and debt portfolio, making it more suitable for the average investor as it takes away the burden of focusing on asset allocation between equity & debt. The fund invests in a careful blend of select stocks and debt securities which effectively spreads the risk.

QUANTITATIVE INFORMATION⁵

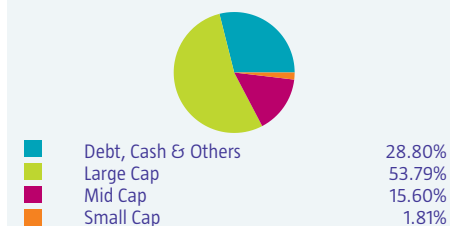
Equity Quants	
Standard Deviation	14.16
Portfolio Beta	0.93
Portfolio Turnover Ratio (Equity)	0.30 times
Portfolio Turnover Ratio (Total)	0.93 times
R-Squared	0.95
Sharpe Ratio	0.60
Debt Quants	
Yield to Maturity	6.89%
Modified Duration	1.86 Years
Average Maturity	2.25 Years
Macaulay Duration	1.93 Years

PORTFOLIO

Name of the Instruments	% to NAV
Equities	71.20
Listed	71.20
Banks	19.31
ICICI Bank Ltd	6.75
HDFC Bank Ltd	5.13
State Bank of India	3.76
Axis Bank Ltd	2.98
IndusInd Bank Ltd	0.69
IT - Software	6.92
Infosys Ltd	4.67
Mphasis Ltd	1.29
Tata Consultancy Services Ltd	0.96
Finance	4.99
Bajaj Finance Ltd	1.93
Housing Development Finance Corporation Ltd	1.48
Cholamandam Investment and Finance Co Ltd	0.85
SBI Cards and Payment Services Ltd	0.73
Pharmaceuticals & Biotechnology	3.54
Sun Pharmaceutical Industries Ltd	1.39
Abbott India Ltd	0.76
Gland Pharma Ltd	0.67
IPCA Laboratories Ltd	0.36
Divi's Laboratories Ltd	0.36
Petroleum Products	3.29
Reliance Industries Ltd	3.29
Diversified Fmcg	3.21
Hindustan Unilever Ltd	1.65
ITC Ltd	1.56
Chemicals & Petrochemicals	2.59
Vinati Organics Ltd	0.93
Atul Ltd	0.87
Navin Fluorine International Ltd	0.79
Automobiles	2.57
Maruti Suzuki India Ltd	1.73
Tata Motors Ltd	0.84
Auto Components	2.52
Uno Minda Ltd	1.11
ZF Commercial Vehicle Control Systems India Ltd	0.86
Sona Blw Precision Forgings Ltd	0.55
Telecom - Services	2.10
Bharti Airtel Ltd	2.10
Cement & Cement Products	2.02
J.K. Cement Ltd	1.03
UltraTech Cement Ltd	0.99
Electrical Equipment	1.82
ABB India Ltd	1.82
Construction	1.69
Larsen & Toubro Ltd	1.69
Industrial Products	1.59
KEI Industries Ltd	0.95
Bharat Forge Ltd	0.64
Consumer Durables	1.43
Titan Co Ltd	0.77
Voltas Ltd	0.66
Healthcare Services	1.28
Max Healthcare Institute Ltd	1.28
Leisure Services	1.22
Indian Hotels Co Ltd	1.22
Beverages	1.13
United Spirits Ltd	1.13
Realty	1.12
Oberoi Realty Ltd	1.12
Insurance	1.07
SBI Life Insurance Co Ltd	1.07
Power	1.04
NTPC Ltd	1.04
Aerospace & Defense	1.02
Bharat Electronics Ltd	1.02
Fertilizers & Agrochemicals	0.88
PI Industries Ltd	0.88
Non - Ferrous Metals	0.64
Hindalco Industries Ltd	0.64
Retailing	0.63
Avenue Supermarts Ltd	0.63
Gas	0.55
Gujarat Gas Ltd	0.55

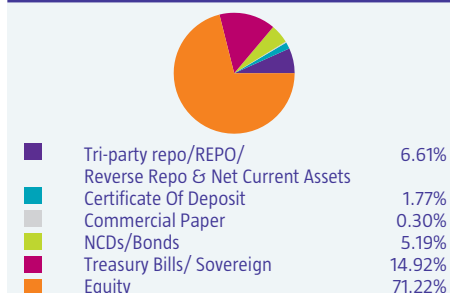
Agricultural, Commercial & Construction Vehicles	0.53
Ashok Leyland Ltd	0.53
Industrial Manufacturing	0.50
Honeywell Automation India Ltd	0.50
Debt Instruments	5.18
Housing Development Finance Corporation Ltd	0.61
LIC Housing Finance Ltd	0.60
National Bank For Agriculture & Rural Development	0.49
LIC Housing Finance Ltd	0.36
Housing Development Finance Corporation Ltd	0.31
Larsen & Toubro Ltd	0.31
Reliance Industries Ltd	0.30
Housing Development Finance Corporation Ltd	0.30
LIC Housing Finance Ltd	0.30
LIC Housing Finance Ltd	0.30
Housing Development Finance Corporation Ltd	0.25
REC Ltd	0.18
LIC Housing Finance Ltd	0.12
LIC Housing Finance Ltd	0.12
LIC Housing Finance Ltd	0.12
Small Industries Development Bank Of India	0.12
REC Ltd	0.12
LIC Housing Finance Ltd	0.06
Power Finance Corporation Ltd	0.06
LIC Housing Finance Ltd	0.06
Power Grid Corporation of India Ltd	0.06
National Bank For Agriculture & Rural Development	0.02
Money Market Instruments	8.77
Tri - party repo	6.71
HDFC Bank Ltd	0.89
State Bank Of India	0.57
Axis Bank Ltd	0.30
Small Industries Development Bank Of India	0.30
Government Securities	14.91
7.38% GOI 20-JUN-27	2.64
5.63% GOI 12-APR-26	2.33
5.74% GOI 15-NOV-26	2.26
7.32% GOI 28-JAN-24	1.32
7.27% GOI 08-APR-26	1.04
7.35% GOI 22-JUN-24	0.92
6.69% GOI 27-JUN-24	0.91
7.16% GOI 20-MAY-23	0.61
6.54% GOI 17-JAN-32	0.40
7.26% GOI 22-AUG-32	0.39
7.59% GOI 11-JAN-26	0.31
7.10% GOI 18-APR-29	0.30
7.54% GOI 23-MAY-36	0.25
6.18% GOI 04-NOV-24	0.24
6.79% GOI 15-MAY-27	0.24
5.15% GOI 09-NOV-25	0.23
6.84% GUJARAT SDL 08-SEP-31	0.23
5.22% GOI 15-JUN-25	0.17
8.15% GOI 24-NOV-26	0.06
8.24% GOI 15-FEB-27	0.06
Net Current Assets	-0.06
Grand Total (Net Asset)	100.00

MARKET CAPITALIZATION



ASSET ALLOCATION

(% to net assets)



⁵Source ICRA MFI Explorer ● # Monthend AUM as on 30.09.2022 ● ^The expense ratios mentioned for the schemes includes GST on investment management fees. ● Please refer page no. 43 for disclaimers.

PERFORMANCE AT A GLANCE

(as on September 30, 2022)

EQUITY SCHEMES

CANARA ROBECO FLEXICAP FUND

Fund Managers: (1) Mr. Shridatta Bhandwadar is managing the scheme since 5-July-16

Period	Returns (%)			Current Value of Standard Investment of ₹ 10000		
	Scheme	S&P BSE 500 TRI [#]	S&P BSE SENSEX TRI ^{##}	Scheme	S&P BSE 500 TRI [#]	S&P BSE SENSEX TRI ^{##}
Last 1 Year	-3.57	0.14	-1.64	9643	10014	9836
Last 3 Years	17.50	18.34	15.39	16229	16581	15370
Last 5 Years	13.57	13.06	14.22	18903	18488	19456
Since Inception	17.58	16.12	17.11	218670	174038	202690

The past performance may or may not be sustained in the future. Returns are based on NAV of Regular Plan – Growth Option and are calculated on compounded annualized basis for a period of more than (or equal to) a year and absolute basis for a period less than a year. Inception Date: September 16, 2003. Different plans have a different expense structure.

CANARA ROBECO INFRASTRUCTURE

Fund Manager: (1) Mr. Vishal Mishra is managing the scheme since 26-June-21 (2) Mr. Shridatta Bhandwadar is managing the scheme since 29-September-18.

Period	Returns (%)			Current Value of Standard Investment of ₹ 10000		
	Scheme	S&P BSE India Infrastructure TRI [#]	S&P BSE SENSEX TRI ^{##}	Scheme	S&P BSE India Infrastructure TRI [#]	S&P BSE SENSEX TRI ^{##}
Last 1 Year	12.38	6.41	-1.64	11238	10641	9836
Last 3 Years	22.57	19.71	15.39	18425	17166	15370
Last 5 Years	11.02	7.90	14.22	16872	14631	19456
Since Inception	13.23	-	14.42	81070	-	96685

The past performance may or may not be sustained in the future. Returns are based on NAV of Regular Plan – Growth Option and are calculated on compounded annualized basis for a period of more than (or equal to) a year and absolute basis for a period less than a year. Inception Date: December 2, 2005. Different plans have a different expense structure.

CANARA ROBECO EQUITY TAX SAVER FUND - Regular Plan Growth option

Fund Manager: (1) Mr. Vishal Mishra is managing the scheme since 26-June-21 (2) Mr. Shridatta Bhandwadar is managing the scheme since 01-October-19.

Period	Returns (%)			Current Value of Standard Investment of ₹ 10000		
	Scheme	S&P BSE 500 Index TRI [#]	S&P BSE SENSEX TRI ^{##}	Scheme	S&P BSE 500 Index TRI [#]	S&P BSE SENSEX TRI ^{##}
Last 1 Year	-0.62	0.14	-1.64	9938	10014	9836
Last 3 Years	20.48	18.34	15.39	17498	16581	15370
Last 5 Years	15.63	13.06	14.22	20686	18488	19456
Since Inception	19.21	17.00	15.96	110279	85441	75662

The past performance may or may not be sustained in the future. Returns are based on NAV of Regular Plan – Growth Option and are calculated on compounded annualized basis for a period of more than (or equal to) a year and absolute basis for a period less than a year. Inception date of Regular Plan Growth Option : 02-February-2009. Inception date of Scheme – 31-March-1993. Different plans have a different expense structure.

CANARA ROBECO EQUITY TAX SAVER FUND - Regular Plan IDCW Option

Fund Manager: (1) Mr. Vishal Mishra is managing the scheme since 26-June-21 (2) Mr. Shridatta Bhandwadar is managing the scheme since 01-October-19.

Period	Returns (%)			Current Value of Standard Investment of ₹ 10000		
	Scheme	S&P BSE 500 Index TRI [#]	S&P BSE SENSEX TRI ^{##}	Scheme	S&P BSE 500 Index TRI [#]	S&P BSE SENSEX TRI ^{##}
Last 1 Year	-0.60	0.14	-1.64	9940	10014	9836
Last 3 Years	20.49	18.34	15.39	17503	16581	15370
Last 5 Years	15.63	13.06	14.22	20690	18488	19456
Since Inception	14.92	13.00	13.11	606263	369164	379935

The past performance may or may not be sustained in the future. Returns are based on NAV of Regular Plan - IDCW Option and are calculated on compounded annualized basis for a period of more than (or equal to) a year and absolute basis for a period less than a year. Inception Date: March 31, 1993. Different plans have a different expense structure.

CANARA ROBECO EMERGING EQUITIES

Fund Manager: (1) Mr. Shridatta Bhandwadar is managing the scheme since 01-October-19.

Period	Returns (%)			Current Value of Standard Investment of ₹ 10000		
	Scheme	NIFTY Large Midcap 250 TRI [#]	S&P BSE SENSEX TRI ^{##}	Scheme	NIFTY Large Midcap 250 TRI [#]	S&P BSE SENSEX TRI ^{##}
Last 1 Year	-0.89	1.39	-1.64	9911	10139	9836
Last 3 Years	20.96	21.19	15.39	17705	17809	15370
Last 5 Years	13.03	13.68	14.22	18457	19001	19456
Since Inception	17.13	-	15.54	160800	-	126420

The past performance may or may not be sustained in the future. Returns are based on NAV of Regular Plan – Growth Option and are calculated on compounded annualized basis for a period of more than (or equal to) a year and absolute basis for a period less than a year. Inception Date: March 11, 2005. Different plans have a different expense structure.

● Scheme Benchmark[#] ● Additional Benchmark^{##} ● - :Corresponding Benchmark values not available ● Load is not taken into consideration for computation of returns. Returns of IDCW Option under the scheme for the investor would be net of tax deducted at source.

PERFORMANCE AT A GLANCE

(as on September 30, 2022)

EQUITY SCHEMES

CANARA ROBECO CONSUMER TRENDS FUND

Fund Manager: (1) Ms. Ennette Fernandes is managing the scheme since 01-October-21. (2) Mr. Shridatta Bhandwadar is managing the scheme since 01-October-19.

Period	Returns (%)			Current Value of Standard Investment of ₹ 10000		
	Scheme	S&P BSE 100 TRI [#]	S&P BSE SENSEX TRI ^{##}	Scheme	S&P BSE 100 TRI [#]	S&P BSE SENSEX TRI ^{##}
Last 1 Year	8.00	-0.30	-1.64	10800	9970	9836
Last 3 Years	20.36	16.41	15.39	17443	15780	15370
Last 5 Years	15.74	13.00	14.22	20784	18436	19456
Since Inception	16.24	11.79	11.68	71290	42847	42290

The past performance may or may not be sustained in the future. Returns are based on NAV of Regular Plan – Growth Option and are calculated on compounded annualized basis for a period of more than (or equal to) a year and absolute basis for a period less than a year. Inception Date: September 14, 2009. Different plans have a different expense structure.

CANARA ROBECO BLUE CHIP EQUITY FUND

Fund Manager: (1) Mr. Shridatta Bhandwadar is managing the scheme since 5-July-16 (2) Mr. Vishal Mishra is managing the scheme since 01-June-21.

Period	Returns (%)			Current Value of Standard Investment of ₹ 10000		
	Scheme	S&P BSE 100 TRI [#]	S&P BSE SENSEX TRI ^{##}	Scheme	S&P BSE 100 TRI [#]	S&P BSE SENSEX TRI ^{##}
Last 1 Year	-3.65	-0.30	-1.64	9635	9970	9836
Last 3 Years	16.41	16.41	15.39	15780	15780	15370
Last 5 Years	13.48	13.00	14.22	18829	18436	19456
Since Inception	12.20	11.25	13.64	40350	36398	47085

The past performance may or may not be sustained in the future. Returns are based on NAV of Regular Plan – Growth Option and are calculated on compounded annualized basis for a period of more than (or equal to) a year and absolute basis for a period less than a year. Inception Date: August 20, 2010. Different plans have a different expense structure.

CANARA ROBECO EQUITY HYBRID FUND

Fund Manager: (1) Ms. Ennette Fernandes is managing the scheme since 01-October-21 (2) Mr. Shridatta Bhandwadar is managing the scheme since 5-July-16 (3) Mr. Avnish Jain is managing the scheme since 07-Oct-13.

Period	Returns (%)			Current Value of Standard Investment of ₹ 10000		
	Scheme	CRISIL Hybrid 35+65 - Aggressive Index [#]	S&P BSE SENSEX TRI ^{##}	Scheme	CRISIL Hybrid 35+65 - Aggressive Index [#]	S&P BSE SENSEX TRI ^{##}
Last 1 Year	-1.57	0.69	-1.64	9843	10069	9836
Last 3 Years	14.80	14.29	15.39	15135	14933	15370
Last 5 Years	11.52	11.43	14.22	17260	17193	19456
Since Inception	11.35	-	12.49	242780	-	328895

The past performance may or may not be sustained in the future. Returns are based on NAV of Regular Plan – Growth Option and are calculated on compounded annualized basis for a period of more than (or equal to) a year and absolute basis for a period less than a year. Inception Date: February 1, 1993. Different plans have a different expense structure.

CANARA ROBECO SMALL CAP FUND

Fund Manager: (1) Mr. Ajay Khandelwal is managing the scheme since 21-December-21. (2) Mr. Shridatta Bhandwadar is managing the scheme since 01-October-19.

Period	Returns (%)			Current Value of Standard Investment of ₹ 10000		
	Scheme	NIFTY Small Cap 250 TRI [#]	S&P BSE SENSEX TRI ^{##}	Scheme	NIFTY Small Cap 250 TRI [#]	S&P BSE SENSEX TRI ^{##}
Last 1 Year	11.54	-0.72	-1.64	11154	9928	9836
Last 3 Years	37.93	26.53	15.39	26262	20270	15370
Since Inception	27.97	21.39	15.30	24450	20188	16754

The past performance may or may not be sustained in the future. Returns are based on NAV of Regular Plan – Growth Option and are calculated on compounded annualized basis for a period of more than (or equal to) a year and absolute basis for a period less than a year. Inception Date: February 15, 2019. Different plans have a different expense structure. The scheme has been in existence for more than 1 year but less than 5 years.

CANARA ROBECO FOCUSED EQUITY FUND

Fund Manager: (1) Mr. Shridatta Bhandwadar is managing the scheme since 17-May-21. (2) Mr. Amit Kadam is managing the scheme since 01-October-21.

Period	Returns (%)			Current Value of Standard Investment of ₹ 10000		
	Scheme	S&P BSE 500 TRI [#]	S&P BSE SENSEX TRI ^{##}	Scheme	S&P BSE 500 TRI [#]	S&P BSE SENSEX TRI ^{##}
Last 1 Year	2.77	0.14	-1.64	10277	10014	9836
Since Inception	16.00	13.89	12.87	12260	11955	11808

The past performance may or may not be sustained in the future. Returns are based on NAV of Regular Plan – Growth Option and are calculated on compounded annualized basis for a period of more than (or equal to) a year and absolute basis for a period less than a year. Inception Date: May 17, 2021. Different plans have a different expense structure. The scheme has been in existence for more than 1 year but less than 3 years.

Scheme Benchmark[#] ● Additional Benchmark^{##} ● - : Corresponding Benchmark values not available ● Load is not taken into consideration for computation of returns. Returns of IDCW Option under the scheme for the investor would be net of tax deducted at source.

PERFORMANCE AT A GLANCE

(as on September 30, 2022)

EQUITY SCHEMES

CANARA ROBECO VALUE FUND

Fund Manager: (1) Mr. Vishal Mishra (Fund Manager) is managing the scheme Since 03-September -21 (2) Ms. Silky Jain (Assistant Fund Manager) is managing the scheme Since 01-October -21

Period	Returns (%)			Current Value of Standard Investment of ₹ 10000		
	Scheme	S&P BSE 500 Index TRI [#]	S&P BSE SENSEX TRI ^{##}	Scheme	S&P BSE 500 Index TRI [#]	S&P BSE SENSEX TRI ^{##}
Last 1 Year	8.14	0.14	-1.64	10814	10014	9836
Since Inception	8.26	1.98	0.08	10890	10212	10008

The past performance may or may not be sustained in the future. Returns are based on NAV of Regular Plan – Growth Option and are calculated on compounded annualized basis for a period of more than (or equal to) a year and absolute basis for a period less than a year. Inception Date: September 03, 2021 Different plans have a different expense structure. The scheme has been in existence for more than 1 year but less than 3 years.

INCOME / DEBT SCHEMES

CANARA ROBECO CONSERVATIVE HYBRID FUND - Regular Plan Growth option

Fund Manager: (1) Mr. Avnish Jain is managing the scheme since 7-Oct-13 (2) Mr. Shridatta Bhandwalder is managing the scheme since 02-December-21.

Period	Returns (%)			Current Value of Standard Investment of ₹ 10000		
	Scheme	CRISIL Hybrid 85+15 - Conservative Index [#]	CRISIL 10 Year Gilt Index ^{##}	Scheme	CRISIL Hybrid 85+15 - Conservative Index [#]	CRISIL 10 Year Gilt Index ^{##}
Last 1 Year	1.41	1.03	-1.90	10141	10103	9810
Last 3 Years	9.06	8.10	3.33	12974	12633	11034
Last 5 Years	7.70	7.68	4.38	14495	14486	12391
Since Inception	10.15	8.77	5.97	68627	53336	31723

The past performance may or may not be sustained in the future. Returns are based on NAV of Regular Plan – Growth Option and are calculated on compounded annualized basis for a period of more than (or equal to) a year and absolute basis for a period less than a year. Inception date of Regular Plan Growth Option : 05-November-2002. Inception date of Scheme –24- April-1988. Different plans have a different expense structure. As per the provisions of SEBI circular dated April 12, 2018 (Performance disclosure post consolidation/ Merger of Schemes), the past performance of aforesaid scheme is based on the historical NAV of Canara Robeco Income Saver Fund (erstwhile Canara Robeco Monthly Income Plan) and hence may not be comparable.

CANARA ROBECO CONSERVATIVE HYBRID FUND - Regular Plan Monthly IDCW Option

Fund Manager: (1) Mr. Avnish Jain is managing the scheme since 7-Oct-13 (2) Mr. Shridatta Bhandwalder is managing the scheme since 02-December-21.

Period	Returns (%)			Current Value of Standard Investment of ₹ 10000		
	Scheme	CRISIL Hybrid 85+15 - Conservative Index [#]	CRISIL 10 Year Gilt Index ^{##}	Scheme	CRISIL Hybrid 85+15 - Conservative Index [#]	CRISIL 10 Year Gilt Index ^{##}
Last 1 Year	1.42	1.03	-1.90	10142	10103	9810
Last 3 Years	9.06	8.10	3.33	12976	12633	11034
Last 5 Years	7.70	7.68	4.38	14496	14486	12391
Since Inception	9.65	-	-	239162	-	-

The past performance may or may not be sustained in the future. Returns are based on NAV of Regular Plan Monthly IDCW Option and are calculated on compounded annualized basis for a period of more than (or equal to) a year and absolute basis for a period less than a year. Inception Date: April 24, 1988. Different plans have a different expense structure. As per the provisions of SEBI circular dated April 12, 2018 (Performance disclosure post consolidation/ Merger of Schemes), the past Performance of aforesaid scheme is based on the historical NAV of Canara Robeco Income Saver Fund (erstwhile Canara Robeco Monthly Income Plan) and hence may not be comparable.

CANARA ROBECO SHORT DURATION FUND

Fund Manager: (1) Ms. Suman Prasad is managing the scheme since 16-Sep-12. (2) Mr. Avnish Jain is managing the scheme since 18-July-22

Period	Returns (%)			Current Value of Standard Investment of ₹ 10000		
	Scheme	CRISIL Short Duration Fund BII Index [#]	CRISIL 10 Year Gilt Index ^{##}	Scheme	CRISIL Short Duration Fund BII Index [#]	CRISIL 10 Year Gilt Index ^{##}
Last 1 Year	1.89	3.25	-1.90	10189	10325	9810
Last 3 Years	4.93	6.29	3.33	11556	12010	11034
Last 5 Years	5.55	6.73	4.38	13102	13853	12391
Since Inception	6.73	7.98	6.27	21090	24062	20052

The past performance may or may not be sustained in the future. Returns are based on NAV of Regular Plan – Growth Option and are calculated on compounded annualized basis for a period of more than (or equal to) a year and absolute basis for a period less than a year. Inception Date: April 25, 2011. Different plans have a different expense structure. As per the provisions of SEBI circular dated April 12, 2018 (Performance disclosure post consolidation/ Merger of Schemes), the past performance of aforesaid scheme is based on the historical NAV of Canara Robeco Short Duration Fund (erstwhile Canara Robeco Yield Advantage Fund) and hence may not be comparable.

Scheme Benchmark[#] ● Additional Benchmark^{##} ● -: Corresponding Benchmark values not available ● Load is not taken into consideration for computation of returns. Returns of IDCW Option under the scheme for the investor would be net of tax deducted at source.

PERFORMANCE AT A GLANCE

(as on September 30, 2022)

INCOME / DEBT SCHEMES

CANARA ROBECO INCOME FUND

Fund Manager: (1) Mr. Avnish Jain is managing the scheme since 25-June-14 (2) Mr. Kunal Jain is managing the scheme since 18-July-22

Period	Returns (%)			Current Value of Standard Investment of ₹ 10000		
	Scheme	CRISIL Medium to Long Duration Fund BIII Index [#]	CRISIL 10 Year Gilt Index ^{##}	Scheme	CRISIL Medium to Long Duration Fund BIII Index [#]	CRISIL 10 Year Gilt Index ^{##}
Last 1 Year	0.00	2.54	-1.90	10000	10254	9810
Last 3 Years	4.40	7.95	3.33	11379	12581	11034
Last 5 Years	5.23	7.09	4.38	12908	14093	12391
Since Inception	7.95	8.25	6.08	46335	49006	32646

The past performance may or may not be sustained in the future. Returns are based on NAV of Regular Plan – Growth Option and are calculated on compounded annualized basis for a period of more than (or equal to) a year and absolute basis for a period less than a year. Inception Date: September 19, 2002. Different plans have a different expense structure.

CANARA ROBECO LIQUID FUND

Fund Manager: (1) Mr. Kunal Jain is managing the scheme since 18-July-22 (2) Mr. Avnish Jain is managing the scheme since 01-April-22

Period	Returns (%)			Current Value of Standard Investment of ₹ 10000		
	Scheme	CRISIL Liquid Fund AI Index [#]	CRISIL 1 Year T-Bill Index ^{##}	Scheme	CRISIL Liquid Fund AI Index [#]	CRISIL 1 Year T-Bill Index ^{##}
Last 1 Year	4.05	4.27	3.18	10405	10427	10318
Last 3 Years	3.81	4.15	4.48	11187	11300	11406
Last 5 Years	5.08	5.24	5.53	12812	12913	13089
Since Inception	6.95	6.77	6.21	25997	25366	23552
Last 7 Days	5.95	5.44	7.82	10011	10011	10015
Last 15 Days	5.31	5.21	-0.29	10022	10022	9999
Last 30 Days	5.30	5.35	2.54	10045	10046	10022

The past performance may or may not be sustained in the future. Returns are based on NAV of Regular Plan – Growth Option and are calculated on compounded annualized basis for a period of more than (or equal to) a year and Simple annualized basis for a period less than a year. Inception Date: January 15, 2002. The face value was changed to ₹ 1000 w.e.f Aug 20, 2011. Different plans have a different expense structure.

CANARA ROBECO ULTRA SHORT TERM FUND

Fund Manager: (1) Ms. Suman Prasad is managing the scheme since 12-Apr-11 (2) Mr. Avnish Jain is managing the scheme since 01-April-22

Period	Returns (%)			Current Value of Standard Investment of ₹ 10000		
	Scheme	CRISIL Ultra Short Duration Fund BI Index [#]	CRISIL 1 Year T-Bill Index ^{##}	Scheme	CRISIL Ultra Short Duration Fund BI Index [#]	CRISIL 1 Year T-Bill Index ^{##}
Last 1 Year	3.13	4.62	3.18	10313	10462	10318
Last 3 Years	3.69	5.19	4.48	11150	11641	11406
Last 5 Years	4.73	6.18	5.53	12600	13498	13089
Since Inception (CAGR)	6.85	7.50	6.21	31841	27956	23557

The past performance may or may not be sustained in the future. Returns are based on NAV of Regular Plan – Growth Option and are calculated on compounded annualized basis for a period of more than (or equal to) a year and absolute basis for a period less than a year. Inception Date: September 16, 2003. The face value was changed to ₹ 1000 w.e.f Aug 20, 2011. Different plans have a different expense structure.

CANARA ROBECO DYNAMIC BOND FUND

Fund Manager: (1) Mr. Kunal Jain is managing the scheme since 18-July-22 (2) Mr. Avnish Jain is managing the scheme since 01-April-22

Period	Returns (%)			Current Value of Standard Investment of ₹ 10000		
	Scheme	CRISIL Dynamic Bond Fund BIII Index [#]	CRISIL 10 Year Gilt Index ^{##}	Scheme	CRISIL Dynamic Bond Fund BIII Index [#]	CRISIL 10 Year Gilt Index ^{##}
Last 1 Year	1.00	2.56	-1.90	10100	10256	9810
Last 3 Years	4.12	7.94	3.33	11289	12580	11034
Last 5 Years	4.60	7.07	4.38	12523	14080	12391
Since Inception (CAGR)	6.94	8.59	5.62	24498	30045	20754

The past performance may or may not be sustained in the future. Returns are based on NAV of Regular Plan – Growth Option and are calculated on compounded annualized basis for a period of more than (or equal to) a year and absolute basis for a period less than a year. Inception Date: May 29, 2009. Different plans have a different expense structure.

Scheme Benchmark[#] ● Additional Benchmark^{##} ● -: Corresponding Benchmark values not available ● Load is not taken into consideration for computation of returns. Returns of IDCW Option under the scheme for the investor would be net of tax deducted at source.

PERFORMANCE AT A GLANCE

(as on September 30, 2022)

INCOME / DEBT SCHEMES

CANARA ROBECO CORPORATE BOND FUND

Fund Manager: (1) Mr. Avnish Jain is managing the scheme since 7-Feb-14. (2) Ms. Suman Prasad is managing the scheme since 18-July-22

Period	Returns (%)			Current Value of Standard Investment of ₹ 10000		
	Scheme	CRISIL Corporate Bond Fund BIII Index [#]	CRISIL 10 Year Gilt Index ^{##}	Scheme	CRISIL Corporate Bond Fund BIII Index [#]	CRISIL 10 Year Gilt Index ^{##}
Last 1 Year	1.91	3.03	-1.90	10191	10303	9810
Last 3 Years	5.20	6.37	3.33	11643	12036	11034
Last 5 Years	5.71	6.67	4.38	13203	13813	12391
Since Inception	7.09	8.55	6.82	18091	20327	17691

The past performance may or may not be sustained in the future. Returns are based on NAV of Regular Plan – Growth Option and are calculated on compounded annualized basis for a period of more than (or equal to) a year and absolute basis for a period less than a year. Inception Date: 7th February, 2014. Different plans have a different expense structure.

CANARA ROBECO SAVINGS FUND

Fund Manager: (1) Mr. Kunal Jain is managing the scheme since 18-July-22 (2) Mr. Avnish Jain is managing the scheme since 01-April-22

Period	Returns (%)			Current Value of Standard Investment of ₹ 10000		
	Scheme	CRISIL Low Duration Fund BI Index [#]	CRISIL 1 Year T-Bill Index ^{##}	Scheme	CRISIL Low Duration Fund BI Index [#]	CRISIL 1 Year T-Bill Index ^{##}
Last 1 Year	3.26	4.28	3.18	10326	10428	10318
Last 3 Years	4.54	5.32	4.48	11426	11683	11406
Last 5 Years	5.66	6.21	5.53	13171	13519	13089
Since Inception	7.34	7.21	5.98	34759	34047	27791

The past performance may or may not be sustained in the future. Returns are based on NAV of Regular Plan – Growth Option and are calculated on compounded annualized basis for a period of more than (or equal to) a year and absolute basis for a period less than a year. Inception Date: March 4, 2005. Different plans have a different expense structure.

CANARA ROBECO GILT FUND

Fund Manager: (1) Mr. Kunal Jain is managing the scheme since 18-July-22 (2) Mr. Avnish Jain is managing the scheme since 01-April-22

Period	Returns (%)			Current Value of Standard Investment of ₹ 10000		
	Scheme	CRISIL Dynamic Gilt Index [#]	CRISIL 10 Year Gilt Index ^{##}	Scheme	CRISIL Dynamic Gilt Index [#]	CRISIL 10 Year Gilt Index ^{##}
Last 1 Year	0.85	0.34	-1.90	10085	10034	9810
Last 3 Years	4.46	5.41	3.33	11401	11713	11034
Last 5 Years	5.06	6.01	4.38	12800	13394	12391
Since Inception	8.32	8.47	-	61765	63738	-

The past performance may or may not be sustained in the future. Returns are based on NAV of Regular Plan – Growth Option and are calculated on compounded annualized basis for a period of more than (or equal to) a year and absolute basis for a period less than a year. Inception Date: December 29, 1999. Different plans have a different expense structure.

CANARA ROBECO OVERNIGHT FUND

Fund Manager: (1) Ms. Suman Prasad is managing the scheme since 24-July-19

Period	Returns (%)			Current Value of Standard Investment of ₹ 10000		
	Scheme	CRISIL Overnight Fund AI Index [#]	CRISIL 1 Year T-Bill Index ^{##}	Scheme	CRISIL Overnight Fund AI Index [#]	CRISIL 1 Year T-Bill Index ^{##}
Last 1 Year	3.97	4.09	3.18	10397	10409	10318
Last 3 Years	3.65	3.72	4.48	11138	11159	11406
Since Inception	3.76	3.82	4.68	11248	11270	11569
Last 7 Days	5.50	5.62	7.82	10011	10011	10015
Last 15 Days	5.46	5.60	-0.29	10022	10023	9999
Last 30 Days	5.27	5.40	2.54	10045	10046	10022

The past performance may or may not be sustained in the future. Returns are based on NAV of Regular Plan – Growth Option and are calculated on compounded annualized basis for a period of more than (or equal to) a year and simple annualized basis for a period less than a year. Inception Date: July 24, 2019. Different plans have a different expense structure. The scheme has been in existence for more than 1 year but less than 5 years.

Scheme Benchmark[#] ● Additional Benchmark^{##} ● -: Corresponding Benchmark values not available ● Load is not taken into consideration for computation of returns. Returns of IDCW Option under the scheme for the investor would be net of tax deducted at source.

Scheme Performance - Fund Manager wise

(as on September 30, 2022)

Fund Manager: Mr. Shridatta Bhandwaidar

Scheme Names	CAGR (%)							
	1 Year Return		3 Years Return		5 Years Return		Since Inception	
	Scheme	Benchmark [#]	Scheme	Benchmark [#]	Scheme	Benchmark [#]	Scheme	Benchmark [#]
CANARA ROBECO SMALL CAP FUND	11.54	-0.72	37.93	26.53	N.A	-	27.97	21.39
CANARA ROBECO INFRASTRUCTURE	12.38	6.41	22.57	19.71	11.02	7.90	13.23	-
CANARA ROBECO CONSUMER TRENDS FUND	8.00	-0.30	20.36	16.41	15.74	13.00	16.24	11.79
CANARA ROBECO FOCUSED EQUITY FUND	2.77	0.14	N.A	-	N.A	-	16.00	13.89
CANARA ROBECO EMERGING EQUITIES	-0.89	1.39	20.96	21.19	13.03	13.68	17.13	-
CANARA ROBECO FLEXICAP FUND	-3.57	0.14	17.50	18.34	13.57	13.06	17.58	16.12
CANARA ROBECO EQUITY TAX SAVER FUND	-0.62	0.14	20.48	18.34	15.63	13.06	19.21	17.00
CANARA ROBECO EQUITY HYBRID FUND	-1.57	0.69	14.80	14.29	11.52	11.43	11.35	-
CANARA ROBECO BLUE CHIP EQUITY FUND	-3.65	-0.30	16.41	16.41	13.48	13.00	12.20	11.25
CANARA ROBECO CONSERVATIVE HYBRID FUND	1.41	1.03	9.06	8.10	7.70	7.68	10.15	8.77

Note:

- Mr. Shridatta Bhandwaidar manages 10 open-ended schemes of Canara Robeco Mutual Fund.
- Period for which scheme's performance has been provided is computed basis last day of the month-end preceding the date of advertisement
- Different plans shall have a different expense structure. The performance details provided herein are of Regular plan - Growth Option.
- Past performance may or may not be sustained in the future.
- : Corresponding Benchmark values not available
- N.A.- Not Applicable because scheme is in existence for less than 3 years or 5 years respectively.

Fund Manager: Mr. Vishal Mishra

Scheme Names	CAGR (%)							
	1 Year Return		3 Years Return		5 Years Return		Since Inception	
	Scheme	Benchmark [#]	Scheme	Benchmark [#]	Scheme	Benchmark [#]	Scheme	Benchmark [#]
CANARA ROBECO EQUITY TAX SAVER FUND	-0.62	0.14	20.48	18.34	15.63	13.06	19.21	17.00
CANARA ROBECO INFRASTRUCTURE	12.38	6.41	22.57	19.71	11.02	7.90	13.23	-
CANARA ROBECO BLUE CHIP EQUITY FUND	-3.65	-0.30	16.41	16.41	13.48	13.00	12.20	11.25
CANARA ROBECO VALUE FUND	8.14	0.14	N.A	-	N.A	-	8.26	1.98

Note:

- Mr. Vishal Mishra manages 4 open-ended schemes of Canara Robeco Mutual Fund.
- Period for which scheme's performance has been provided is computed basis last day of the month-end preceding the date of advertisement
- Different plans shall have a different expense structure. The performance details provided herein are of Regular plan - Growth Option
- Past performance may or may not be sustained in the future.
- : Corresponding values not available
- N.A.- Not Applicable because scheme is in existence for less than 3 year.

Assistant Fund Manager: Mr. Amit Kadam

Scheme Names	CAGR (%)							
	1 Year Return		3 Years Return		5 Years Return		Since Inception	
	Scheme	Benchmark [#]	Scheme	Benchmark [#]	Scheme	Benchmark [#]	Scheme	Benchmark [#]
CANARA ROBECO FOCUSED EQUITY FUND	2.77	0.14	N.A	-	N.A	-	16.00	13.89

Note:

- Mr. Amit Kadam manage 1 open-ended schemes of Canara Robeco Mutual Fund.
- Period for which scheme's performance has been provided is computed basis last day of the month-end preceding the date of advertisement
- Different plans shall have a different expense structure. The performance details provided herein are of Regular plan - Growth Option
- Past performance may or may not be sustained in the future.
- : Corresponding Benchmark values not available
- N.A.- Not Applicable because scheme is in existence for less than 3 year.

Fund Manager: Mr. Ajay Khandelwal

Scheme Names	CAGR (%)							
	1 Year Return		3 Years Return		5 Years Return		Since Inception	
	Scheme	Benchmark [#]	Scheme	Benchmark [#]	Scheme	Benchmark [#]	Scheme	Benchmark [#]
CANARA ROBECO SMALL CAP FUND	11.54	-0.72	37.93	26.53	N.A	-	27.97	21.39

Note:

- Mr. Ajay Khandelwal manage 1 open-ended schemes of Canara Robeco Mutual Fund.
- Period for which scheme's performance has been provided is computed basis last day of the month-end preceding the date of advertisement
- Different plans shall have a different expense structure. The performance details provided herein are of Regular plan - Growth Option
- Past performance may or may not be sustained in the future.
- : Corresponding Benchmark values not available
- N.A.- Not Applicable because scheme is in existence for less than 5 years.

*For scheme benchmark please refer page no 27-31 • Load is not taken into consideration for computation of returns. Returns of IDCW option under the scheme for the investor would be net of distribution tax as applicable.

Scheme Performance - Fund Manager wise

(as on September 30, 2022)

Fund Manager: Ms. Ennette Fernandes

Scheme Names	CAGR (%)							
	1 Year Return		3 Years Return		5 Years Return		Since Inception	
	Scheme	Benchmark [#]	Scheme	Benchmark [#]	Scheme	Benchmark [#]	Scheme	Benchmark [#]
CANARA ROBECO CONSUMER TRENDS FUND	8.00	-0.30	20.36	16.41	15.74	13.00	16.24	11.79
CANARA ROBECO EQUITY HYBRID FUND	-1.57	0.69	14.80	14.29	11.52	11.43	11.35	-

Note:

- Ms. Ennette Fernandes manages 2 open-ended schemes of Canara Robeco Mutual Fund .
- Period for which scheme's performance has been provided is computed basis last day of the month-end preceding the date of advertisement
- Different plans shall have a different expense structure. The performance details provided herein are of Regular plan - Growth Option
- Past performance may or may not be sustained in the future.
- : Corresponding Benchmark values not available

Assistant Fund Manager: Ms. Silky Jain

Scheme Names	CAGR (%)							
	1 Year Return		3 Years Return		5 Years Return		Since Inception	
	Scheme	Benchmark [#]	Scheme	Benchmark [#]	Scheme	Benchmark [#]	Scheme	Benchmark [#]
CANARA ROBECO VALUE FUND	8.14	0.14	N.A	-	N.A	-	8.26	1.98

Note:

- Ms. Silky Jain manage 1 open-ended schemes of Canara Robeco Mutual Fund .
- Period for which scheme's performance has been provided is computed basis last day of the month-end preceding the date of advertisement
- Different plans shall have a different expense structure. The performance details provided herein are of Regular plan - Growth Option
- Past performance may or may not be sustained in the future.
- : Corresponding Benchmark values not available
- N.A.- Not Applicable because scheme is in existence for less than 3 year.

*For scheme benchmark please refer page no 27-31 • Load is not taken into consideration for computation of returns. Returns of IDCW option under the scheme for the investor would be net of distribution tax as applicable.

Fund Manager: Mr. Avnish Jain

Scheme Names	CAGR (%)							
	1 Year Return		3 Years Return		5 Years Return		Since Inception	
	Scheme	Benchmark [#]	Scheme	Benchmark [#]	Scheme	Benchmark [#]	Scheme	Benchmark [#]
CANARA ROBECO EQUITY HYBRID FUND*	-1.57	0.69	14.80	14.29	11.52	11.43	11.35	-
CANARA ROBECO CONSERVATIVE HYBRID FUND*^	1.41	1.03	9.06	8.10	7.70	7.68	10.15	8.77
CANARA ROBECO LIQUID FUND	4.05	4.27	3.81	4.15	5.08	5.24	6.95	6.77
CANARA ROBECO SAVINGS FUND	3.26	4.28	4.54	5.32	5.66	6.21	7.34	7.21
CANARA ROBECO ULTRA SHORT TERM FUND	3.13	4.62	3.69	5.19	4.73	6.18	6.85	7.50
CANARA ROBECO CORPORATE BOND FUND	1.91	3.03	5.20	6.37	5.71	6.67	7.09	8.55
CANARA ROBECO GILT FUND	0.85	0.34	4.46	5.41	5.06	6.01	8.32	8.47
CANARA ROBECO DYNAMIC BOND FUND	1.00	2.56	4.12	7.94	4.60	7.07	6.94	8.59
CANARA ROBECO INCOME FUND	0.00	2.54	4.40	7.95	5.23	7.09	7.95	8.25
CANARA ROBECO SHORT DURATION FUND^	1.89	3.25	4.93	6.29	5.55	6.73	6.73	7.98

Note:

- Mr. Avnish Jain manages 11 open-ended schemes of Canara Robeco Mutual Fund.
- Period for which scheme's performance has been provided is computed basis last day of the month-end preceding the date of advertisement.
- Different plans shall have a different expense structure. The performance details provided herein are of Regular plan - Growth Option.
- *Managing the portfolio only for debt allocation
- ^As per the provisions of SEBI circular dated April 12, 2018 (Performance disclosure post consolidation/ Merger of Schemes), the past performance of aforesaid scheme is based on the historical NAV of Canara Robeco Income Saver Fund (erstwhile Canara Robeco Monthly Income Plan) and hence may not be comparable.
- Past performance may or may not be sustained in the future.
- : Corresponding Benchmark values not available

Fund Manager: Ms. Suman Prasad

Scheme Names	CAGR (%)							
	1 Year Return		3 Years Return		5 Years Return		Since Inception	
	Scheme	Benchmark [#]	Scheme	Benchmark [#]	Scheme	Benchmark [#]	Scheme	Benchmark [#]
CANARA ROBECO OVERNIGHT FUND	3.97	4.09	3.65	3.72	N.A	-	3.76	3.82
CANARA ROBECO ULTRA SHORT TERM FUND	3.13	4.62	3.69	5.19	4.73	6.18	6.85	7.50
CANARA ROBECO SHORT DURATION FUND^	1.89	3.25	4.93	6.29	5.55	6.73	6.73	7.98
CANARA ROBECO CORPORATE BOND FUND	1.91	3.03	5.20	6.37	5.71	6.67	7.09	8.55

Note:

- Ms. Suman Prasad manages 4 open-ended schemes of Canara Robeco Mutual Fund.
- Period for which scheme's performance has been provided is computed basis last day of the month-end preceding the date of advertisement.
- Different plans shall have a different expense structure. The performance details provided herein are of Regular plan - Growth Option.
- ^As per the provisions of SEBI circular dated April 12, 2018 (Performance disclosure post consolidation/ Merger of Schemes), the past performance of aforesaid scheme is based on the historical NAV of Canara Robeco Short Duration Fund (erstwhile Canara Robeco Yield Advantage Fund) and hence may not be comparable.
- Past performance may or may not be sustained in the future.
- N.A.- Not Applicable because scheme is in existence for less than 5 years.
- : Corresponding Benchmark values not available

Fund Manager: Mr. Kunal Jain

Scheme Names	CAGR (%)							
	1 Year Return		3 Years Return		5 Years Return		Since Inception	
	Scheme	Benchmark [#]	Scheme	Benchmark [#]	Scheme	Benchmark [#]	Scheme	Benchmark [#]
CANARA ROBECO LIQUID FUND	4.05	4.27	3.81	4.15	5.08	5.24	6.95	6.77
CANARA ROBECO SAVINGS FUND	3.26	4.28	4.54	5.32	5.66	6.21	7.34	7.21
CANARA ROBECO DYNAMIC BOND FUND	1.00	2.56	4.12	7.94	4.60	7.07	6.94	8.59
CANARA ROBECO INCOME FUND	0.00	2.54	4.40	7.95	5.23	7.09	7.95	8.25
CANARA ROBECO GILT FUND	0.85	0.34	4.46	5.41	5.06	6.01	8.32	8.47

Note:

- Mr. Kunal Jain manages 5 open-ended schemes of Canara Robeco Mutual Fund.
- Period for which scheme's performance has been provided is computed basis last day of the month-end preceding the date of advertisement.
- Different plans shall have a different expense structure. The performance details provided herein are of Regular plan - Growth Option.
- Past performance may or may not be sustained in the future.

*For scheme benchmark please refer page no 27-31 • Load is not taken into consideration for computation of returns. Returns of IDCW option under the scheme for the investor would be net of distribution tax as applicable.

SIP RETURNS

(as on September 30, 2022)

EQUITY SCHEMES

CANARA ROBECO FLEXICAP FUND

Fund Manager: Mr. Shridatta Bhandwalder

	Since Inception	15 YR	10 yr	7 yr	5 yr	3 yr	1 yr
Total Amt invested (INR)	2290000	1800000	1200000	840000	600000	360000	120000
Market Value (INR)	11348315	5611251	2500359	1419595	877339	462488	119058
Scheme Returns	14.83%	13.91%	14.06%	14.73%	15.20%	16.99%	-1.45%
S&P BSE 500 TRI [#]	13.74%	13.31%	14.34%	14.89%	15.90%	20.48%	3.28%
S&P BSE SENSEX TRI ^{##}	13.49%	12.66%	13.49%	14.40%	14.65%	16.96%	1.03%
Inception Date	16-Sep-03						

CANARA ROBECO EQUITY TAX SAVER FUND

Fund Manager: Mr. Vishal Mishra / Mr. Shridatta Bhandwalder

	Since Inception	10 yr	7 yr	5 yr	3 yr	1 yr
Total Amt invested (INR)	1640000	1200000	840000	600000	360000	120000
Market Value (INR)	5056759	2707826	1511186	934290	485225	121463
Scheme Returns	15.22%	15.54%	16.49%	17.77%	20.41%	2.27%
S&P BSE 500 TRI [#]	13.73%	14.34%	14.89%	15.90%	20.48%	3.28%
S&P BSE SENSEX TRI ^{##}	13.08%	13.49%	14.40%	14.65%	16.96%	1.03%
Inception Date (Canara Robeco Equity Taxsaver – Reg Growth Plan)	02-Feb-09					

CANARA ROBECO EQUITY HYBRID FUND

Fund Manager: Ms. Ennette Fernandes / Mr. Shridatta Bhandwalder / Mr. Avnish Jain

	Since Inception	20 YR	15 YR	10 yr	7 yr	5 yr	3 yr	1 yr
Total Amt invested	3560000	2400000	1800000	1200000	840000	600000	360000	120000
Market Value	40514384	13248156	5330420	2368753	1309170	828091	441421	120665
Scheme Returns	13.60%	14.98%	13.32%	13.04%	12.46%	12.85%	13.72%	1.03%
CRISIL Hybrid 35+65 - Aggressive Index [#]	NA	NA	11.69%	12.26%	12.40%	12.78%	14.22%	2.97%
S&P BSE SENSEX TRI ^{##}	13.96%	14.39%	12.66%	13.49%	14.40%	14.65%	16.96%	1.03%
Inception Date	01-Feb-93							

CANARA ROBECO CONSUMER TRENDS FUND

Fund Manager: Ms. Ennette Fernandes / Mr. Shridatta Bhandwalder

	Since Inception	10 yr	7 yr	5 yr	3 yr	1 yr
Total Amt invested	1570000	1200000	840000	600000	360000	120000
Market Value	5121598	2996941	1585891	966230	506168	130327
Scheme Returns	16.71%	17.43%	17.84%	19.14%	23.46%	16.38%
S&P BSE 100 TRI [#]	12.91%	13.59%	14.29%	14.94%	18.60%	2.51%
S&P BSE SENSEX TRI ^{##}	12.80%	13.49%	14.40%	14.65%	16.96%	1.03%
Inception Date	14-Sep-09					

CANARA ROBECO EMERGING EQUITIES

Fund Manager: Mr. Shridatta Bhandwalder

	Since Inception	15 YR	10 yr	7 yr	5 yr	3 yr	1 yr
Total Amt invested (INR)	2110000	1800000	1200000	840000	600000	360000	120000
Market Value (INR)	12662785	8946608	3212315	1477195	908888	488477	121691
Scheme Returns	17.98%	19.25%	18.71%	15.85%	16.64%	20.89%	2.63%
Nifty Large Midcap 250 TRI [#]	N.A	14.89%	15.98%	16.10%	17.45%	23.18%	5.46%
S&P BSE Sensex TRI ^{##}	12.69%	12.66%	13.49%	14.40%	14.65%	16.96%	1.03%
Inception Date	11-Mar-05						

1. Investment date is taken to be 1st of the month or next business day if 1st is a holiday and investment of ₹ 10000 is taken. Returns are as on 30-September-2022 and are CAGR. 2. The calculations are based on the regular growth plan NAVs. 3. NA : Not Applicable as Benchmark index data not available for the period 4. Past performance may or may not be sustained in the future. Scheme Benchmark[#], Additional benchmark^{##}

SIP RETURNS

(as on September 30, 2022)

EQUITY SCHEMES

CANARA ROBECO BLUE CHIP EQUITY FUND

Fund Manager: Mr. Shridatta Bhandwalder / Mr. Vishal Mishra

	Since Inception	10 yr	7 yr	5 yr	3 yr	1 yr
Total Amt invested	1460000	1200000	840000	600000	360000	120000
Market Value	3473623	2451248	1395372	865252	451941	119499
Scheme Returns	13.41%	13.68%	14.25%	14.63%	15.36%	-0.77%
S&P BSE 100 TRI [#]	13.18%	13.59%	14.29%	14.94%	18.60%	2.51%
S&P BSE SENSEX TRI ^{##}	13.07%	13.49%	14.40%	14.65%	16.96%	1.03%
Inception Date	20-Aug-10					

CANARA ROBECO INFRASTRUCTURE

Fund Manager: Mr. Vishal Mishra / Mr. Shridatta Bhandwalder

	Since Inception	15 YR	10 yr	7 yr	5 yr	3 yr	1 yr
Total Amt invested (INR)	2020000	1800000	1200000	840000	600000	360000	120000
Market Value (INR)	6602694	5221430	2606405	1462420	975706	552246	129378
Scheme Returns	12.79%	13.08%	14.83%	15.57%	19.55%	29.90%	14.84%
S&P BSE India Infrastructure TRI [#]	N.A.	N.A.	11.77%	13.28%	16.64%	29.23%	5.41%
S&P BSE SENSEX TRI ^{##}	12.38%	12.66%	13.49%	14.40%	14.65%	16.96%	1.03%
Inception Date	02-Dec-05						

CANARA ROBECO SMALL CAP FUND

Fund Manager: Mr. Ajay Khandelwal / Mr. Shridatta Bhandwalder

	Since Inception	3 yr	1 yr
Total Amt invested	440000	360000	120000
Market Value	836210	636900	126852
Scheme Returns	36.90%	40.86%	10.78%
Nifty Small Cap 250 [#]	26.39%	29.85%	0.68%
S&P BSE SENSEX TRI ^{##}	16.11%	16.96%	1.03%
Inception Date	15-Feb-19		

The scheme has been in existence for more than 1 year but less than 3 years.

CANARA ROBECO FOCUSED EQUITY FUND

Fund Manager: Mr. Shridatta Bhandwalder / Amit Kadam

	Since Inception	1 yr
Total Amt invested	170000	120000
Market Value	181024	123998
Scheme Returns	8.73%	6.25%
S&P BSE 500 TRI [#]	6.36%	3.28%
S&P BSE SENSEX TRI ^{##}	4.74%	1.03%
Inception Date	17-May-21	

CANARA ROBECO VALUE FUND

Fund Manager: Mr. Vishal Mishra (Fund Manager) / Ms. Silky Jain (Assistant Fund Manager)

	Since Inception	1 yr
Total Amt invested	130000	120000
Market Value	137794	126904
Scheme Returns	10.48%	10.86%
S&P BSE 500 TRI [#]	6.36%	3.28%
S&P BSE SENSEX TRI ^{##}	4.74%	1.03%
Inception Date	03-Sept-21	

1. Investment date is taken to be 1st of the month or next business day if 1st is a holiday and investment of ₹ 10000 is taken. Returns are as on 30-September-2022 and are CAGR. 2. The calculations are based on the regular growth plan NAVs. 3. NA : Not Applicable as Benchmark index data not available for the period 4. Past performance may or may not be sustained in the future. Scheme Benchmark[#], Additional benchmark^{##}

SIP RETURNS

(as on September 30, 2022)

DEBT SCHEMES

CANARA ROBECO GILT FUND

Fund Manager: Mr. Kunal Jain / Mr. Avnish Jain

	Since Inception	20 YR	15 YR	10 yr	7 yr	5 yr	3 yr	1 yr
Total Amt invested	2740000	2400000	1800000	1200000	840000	600000	360000	120000
Market Value	7339302	5568553	3413708	1686221	1019074	676550	374919	120683
Scheme Returns	7.83%	7.76%	8.05%	6.62%	5.44%	4.75%	2.66%	1.06%
CRISIL Dynamic Gilt Index [#]	7.53%	7.24%	7.35%	6.93%	6.05%	5.58%	3.22%	1.32%
CRISIL 10 Year Gilt Index ^{**}	NA	NA	5.89%	5.51%	4.47%	3.84%	3.22%	-0.60%
Inception Date	29-Dec-99							

CANARA ROBECO CONSERVATIVE HYBRID FUND

Fund Manager: Mr. Avnish Jain / Mr. Shridatta Bhandwadar

	Since Inception	15 YR	10 yr	7 yr	5 yr	3 yr	1 yr
Total Amt invested	2390000	1800000	1200000	840000	600000	360000	120000
Market Value	6624224	3574524	1836773	1117854	739062	402453	121381
Scheme Returns	9.32%	8.61%	8.25%	8.04%	8.28%	7.39%	2.15%
Crisil Hybrid 85+15 Conservative Index [#]	8.54%	8.64%	8.57%	7.97%	7.67%	6.18%	2.01%
CRISIL 10 Year Gilt Index ^{**}	14.20%	5.89%	5.51%	4.47%	3.84%	1.03%	-0.60%
Inception Date	24-April-88						

As per the provisions of SEBI circular dated April 12, 2018 (Performance disclosure post consolidation/ Merger of Schemes), the past performance of aforesaid scheme is based on the historical NAV of Canara Robeco Income Saver Fund (erstwhile Canara Robeco Monthly Income Plan) and hence may not be comparable.

CANARA ROBECO INCOME FUND

Fund Manager: Mr. Avnish Jain / Mr. Kunal Jain

	Since Inception	15 YR	10 yr	7 yr	5 yr	3 yr	1 yr
Total Amt invested	2410000	1800000	1200000	840000	600000	360000	120000
Market Value	5542514	3143777	1643052	1011617	674019	373590	120418
Scheme Returns	7.65%	7.06%	6.12%	5.24%	4.60%	2.43%	0.65%
CRISIL Medium to Long Duration Fund BIII Index [#]	8.45%	8.58%	8.13%	7.47%	7.25%	5.77%	2.40%
CRISIL 10 Year Gilt Index ^{**}	5.90%	5.89%	5.51%	4.47%	3.84%	1.03%	-0.60%
Inception Date	19-Sep-02						

CANARA ROBECO SAVINGS FUND

Fund Manager: Mr. Kunal Jain / Mr. Avnish Jain

	Since Inception	15 YR	10 yr	7 yr	5 yr	3 yr	1 yr
Total Amt invested	2110000	1800000	1200000	840000	600000	360000	120000
Market Value	4112105	3115524	1650435	1019778	678329	381153	122193
Scheme Returns	7.11%	6.95%	6.21%	5.46%	4.86%	3.75%	3.42%
CRISIL Low Duration Fund BI Index [#]	7.22%	7.19%	6.78%	6.08%	5.58%	4.71%	4.52%
CRISIL 1yr T Bill Index ^{**}	6.09%	6.11%	5.83%	5.24%	4.76%	3.76%	3.37%
Inception Date	04-Mar-05						

CANARA ROBECO DYNAMIC BOND FUND

Fund Manager: Mr. Kunal Jain / Mr. Avnish Jain

	Since Inception	10 yr	7 yr	5 yr	3 yr	1 yr
Total Amt invested	1610000	1200000	840000	600000	360000	120000
Market Value	2562828	1629108	998932	668304	373803	120902
Scheme Returns	6.64%	5.96%	4.88%	4.26%	2.46%	1.40%
CRISIL Dynamic Bond Fund BIII Index [#]	8.44%	8.12%	7.46%	7.24%	5.77%	2.41%
CRISIL 10 Year Gilt Index ^{**}	5.84%	5.51%	4.47%	3.84%	1.03%	-0.60%
Inception Date	29-May-09					

1. Investment date is taken to be 1st of the month or next business day if 1st is a holiday and investment of ₹ 10000 is taken. Returns are as on 30-September-2022 and are CAGR. 2. The calculations are based on the regular growth plan NAVs. 3. NA : Not Applicable as Benchmark index data not available for the period 4. Past performance may or may not be sustained in the future. Scheme Benchmark[#], Additional benchmark^{**}

SIP RETURNS

(as on September 30, 2022)

DEBT SCHEMES

CANARA ROBECO ULTRA SHORT TERM FUND

Fund Manager: Ms. Suman Prasad / Mr. Avnish Jain

	Since Inception	10 yr	7 yr	5 yr	3 yr	1 yr
Total Amt invested	1710000	1200000	840000	600000	360000	120000
Market Value	2714353	1578710	986479	664181	378128	122194
Scheme Returns	6.21%	5.36%	4.53%	4.02%	3.22%	3.42%
CRISIL Ultra Short Duration Fund BI Index [#]	7.14%	6.58%	5.97%	5.51%	4.72%	4.91%
CRISIL 1yr T Bill Index ^{##}	6.10%	5.83%	5.24%	4.76%	3.76%	3.37%
Inception Date	16-Sept-03					

CANARA ROBECO SHORT DURATION FUND

Fund Manager: Ms. Suman Prasad / Mr. Avnish Jain

	Since Inception	10 yr	7 yr	5 yr	3 yr	1 yr
Total Amt invested	1380000	1200000	840000	600000	360000	120000
Market Value	1997460	1636561	1022095	679193	379253	121248
Scheme Returns	6.23%	6.05%	5.52%	4.91%	3.42%	1.94%
CRISIL Short Duration Fund BII Index [#]	7.47%	7.26%	6.67%	6.25%	4.97%	3.32%
CRISIL 10 Year Gilt Index ^{##}	5.77%	5.51%	4.47%	3.84%	1.03%	-0.60%
Inception Date	25-Apr-11					

As per the provisions of SEBI circular dated April 12, 2018 (Performance disclosure post consolidation/ Merger of Schemes), the past performance of aforesaid scheme is based on the historical NAV of Canara Robeco Short Duration Fund (erstwhile Canara Robeco Yield Advantage Fund) and hence may not be comparable.

CANARA ROBECO CORPORATE BOND FUND

Fund Manager: Mr. Avnish Jain / Ms. Suman Prasad

	Since Inception	7 yr	5 yr	3 yr	1 yr
Total Amt invested	1040000	840000	600000	360000	120000
Market Value	1359957	1026629	683780	380117	121283
Scheme Returns	6.06%	5.65%	5.17%	3.57%	2.00%
CRISIL Corporate Bond Fund BIII Index [#]	7.43%	6.95%	6.54%	5.68%	2.71%
CRISIL 10 Year Gilt Index ^{##}	5.22%	4.47%	3.84%	1.03%	-0.60%
Inception Date	07-Feb-14				

1. Investment date is taken to be 1st of the month or next business day if 1st is a holiday and investment of ₹ 10000 is taken. Returns are as on 30-September-2022 and are CAGR. 2. The calculations are based on the regular growth plan NAVs. 3. NA : Not Applicable as Benchmark index data not available for the period 4. Past performance may or may not be sustained in the future. Scheme Benchmark[#], Additional benchmark^{##}

Income Distribution cum Capital Withdrawal (IDCW) - Payout/Reinvestment

Canara Robeco Flexicap Fund

Date of declaration (Record Date)	Dividend Distribution per unit*	NAV as on the date of declaration
Regular IDCW - Payout/Reinvestment		
25.10.2019	2.85	36.29
23.10.2020	2.95	36.74
29.10.2021	4.30	47.18
Direct IDCW - Payout/Reinvestment		
23.10.2020	4.20	52.58
29.10.2021	6.20	68.52

Canara Robeco Equity Hybrid Fund

Date of declaration (Record Date)	Dividend Distribution per unit*	NAV as on the date of declaration
Regular Monthly IDCW - Payout/Reinvestment		
29.04.2022	0.59	86.49
27.05.2022	0.60	82.55
24.06.2022	0.60	79.82
29.07.2022	0.60	85.36
26.08.2022	0.64	86.61
30.09.2022	0.64	84.9
Direct Monthly IDCW - Payout/Reinvestment		
29.04.2022	0.60	104.25
27.05.2022	0.60	99.72
24.06.2022	0.60	96.63
29.07.2022	0.60	103.59
26.08.2022	0.60	105.38
30.09.2022	0.60	103.6

Canara Robeco Consumer Trends Fund

Date of declaration (Record Date)	Dividend Distribution per unit*	NAV as on the date of declaration
Regular IDCW - Payout/Reinvestment		
26.07.2019	1.40	21.96
31.07.2020	1.30	20.97
30.07.2021	1.90	29.54
29.07.2022	0.31	32.61
Direct IDCW - Payout/Reinvestment		
30.07.2021	3.25	51.16
29.07.2022	0.55	57.36

Canara Robeco Infrastructure

Date of declaration (Record Date)	Dividend Distribution per unit*	NAV as on the date of declaration
Regular IDCW - Payout/Reinvestment		
30.08.2019	1.35	22.42
31.08.2020	1.25	19.81
27.08.2021	2.00	31.07
26.08.2022	0.37	37.28
Direct IDCW - Payout/Reinvestment		
31.08.2020	1.65	26.17
27.08.2021	2.60	41.48
26.08.2022	0.49	50.33

Canara Robeco Equity Tax Saver Fund

Date of declaration (Record Date)	Dividend Distribution per unit*	NAV as on the date of declaration
Regular IDCW - Payout/Reinvestment		
27.11.2020	1.10	28.03
26.02.2021	1.55	31.15
26.11.2021	1.80	35.96
25.02.2022	0.20	34.87
Direct IDCW - Payout/Reinvestment		
26.02.2021	2.25	47.78
26.11.2021	2.80	55.68
25.02.2022	0.30	54.19

Canara Robeco Emerging Equities

Date of declaration (Record Date)	Dividend Distribution per unit*	NAV as on the date of declaration
Regular IDCW - Payout/Reinvestment		
24.11.2017	2.50	49.33
30.11.2018	2.60	44.15
29.11.2019	2.70	45.03
27.11.2020	2.90	47.51
26.11.2021	5.65	60.83
Direct IDCW - Payout/Reinvestment		
29.11.2019	3.70	62.33
27.11.2020	2.00	68.63
26.11.2021	8.25	88.94

Canara Robeco Income Fund

Date of declaration (Record Date)	Dividend Distribution per unit*	NAV as on the date of declaration
Regular Quarterly IDCW - Payout/Reinvestment		
26.06.2020	0.25	15.3275
25.09.2020	0.25	15.1644
24.12.2020	0.22	15.2842
26.03.2021	0.20	14.9986
25.06.2021	0.20	14.9957
24.09.2021	0.20	15.0242
31.12.2021	0.20	14.8035
25.03.2022	0.15	14.6469
24.06.2022	0.14	14.3314
30.09.2022	0.15	14.3664
Direct Quarterly IDCW - Payout/Reinvestment		
26.06.2020	0.25	16.4124
25.09.2020	0.25	16.3009
24.12.2020	0.25	16.4616
26.03.2021	0.20	16.2155
25.06.2021	0.20	16.2732
24.09.2021	0.20	16.366
31.12.2021	0.20	16.1916
25.03.2022	0.15	16.0757
24.06.2022	0.16	15.7666
30.09.2022	0.16	15.8589

Canara Robeco Conservative Hybrid Fund (Monthly IDCW Option)

Date of declaration (Record Date)	Dividend Distribution per unit*	NAV as on the date of declaration
Regular Monthly IDCW - Payout/Reinvestment		
30.04.2021	0.10	13.9853
28.05.2021	0.10	14.0714
25.06.2021	0.10	14.1495
30.07.2021	0.10	14.2011
27.08.2021	0.10	14.2417
24.09.2021	0.10	14.3991
29.10.2021	0.10	14.262
26.11.2021	0.10	14.1545
31.12.2021	0.10	14.1634
28.01.2022	0.10	13.9797
25.02.2022	0.10	13.8155
25.03.2022	0.10	13.7955
29.04.2022	0.10	13.6772
27.05.2022	0.10	13.3287
24.06.2022	0.10	13.1755
29.07.2022	0.10	13.4512
26.08.2022	0.10	13.4878
30.09.2022	0.10	13.3407
Direct Monthly IDCW - Payout/Reinvestment		
30.04.2021	0.10	15.7719
28.05.2021	0.10	15.8971
25.06.2021	0.10	16.0127
30.07.2021	0.10	16.1038
27.08.2021	0.10	16.1782
24.09.2021	0.10	16.386
29.10.2021	0.10	16.2638
26.11.2021	0.10	16.1705
31.12.2021	0.10	16.2153
28.01.2022	0.10	16.036
25.02.2022	0.10	15.8784
25.03.2022	0.10	15.8863
29.04.2022	0.10	15.7832
27.05.2022	0.10	15.4112
24.06.2022	0.10	15.2633
29.07.2022	0.10	15.6178
26.08.2022	0.10	15.6916
30.09.2022	0.10	15.5555
Regular Quarterly IDCW - Payout/Reinvestment		
25.06.2021	0.25	13.7569
24.09.2021	0.25	14.0455
31.12.2021	0.25	13.8599
25.03.2022	0.20	13.5945
24.06.2022	0.20	13.0756
30.09.2022	0.20	13.3374
Direct Quarterly IDCW - Payout/Reinvestment		
25.06.2021	0.30	15.5072
24.09.2021	0.25	15.9159
31.12.2021	0.25	15.7934
25.03.2022	0.20	15.5617
24.06.2022	0.23	15.0126
30.09.2022	0.24	15.355

* On face value of ₹10. ● For Daily, Weekly & Monthly dividend history of Canara Robeco Liquid Fund, Canara Robeco Ultra Short Term Fund & Canara Robeco Savings Fund

Visit : www.canararobeco.com. ● The dividend amount is before tax calculation.

Past performance may or may not be sustained in the future. Pursuant to payment of dividend, the NAV of the IDCW option of the scheme would fall to the extent of payout and statutory levy (if applicable).

Income Distribution cum Capital Withdrawal (IDCW) - Payout/Reinvestment

Canara Robeco Short Duration Fund

Date of declaration (Record Date)	Dividend Distribution per unit*	NAV as on the date of declaration
Regular Monthly IDCW - Payout/Reinvestment		
29.10.2021	0.06	15.2355
26.11.2021	0.06	15.2245
31.12.2021	0.06	15.1888
28.01.2022	0.06	15.1478
25.02.2022	0.06	15.1381
25.03.2022	0.06	15.1113
29.04.2022	0.06	15.0446
27.05.2022	0.06	14.9062
24.06.2022	0.06	14.8723
29.07.2022	0.06	14.917
26.08.2022	0.06	14.9264
30.09.2022	0.06	14.8541
Direct Monthly IDCW - Payout/Reinvestment		
29.10.2021	0.06	16.8577
26.11.2021	0.06	16.8597
31.12.2021	0.06	16.8363
28.01.2022	0.06	16.8049
25.02.2022	0.06	16.8084
25.03.2022	0.06	16.7931
29.04.2022	0.06	16.7333
27.05.2022	0.06	16.5938
24.06.2022	0.06	16.5705
29.07.2022	0.06	16.6367
26.08.2022	0.06	16.6618
30.09.2022	0.06	16.5979
Regular Quarterly IDCW - Payout/Reinvestment		
25.06.2021	0.20	15.0451
24.09.2021	0.20	15.0152
31.12.2021	0.20	14.8845
25.03.2022	0.15	14.8351
24.06.2022	0.15	14.6262
30.09.2022	0.15	14.6354
Direct Quarterly IDCW - Payout/Reinvestment		
25.06.2021	0.20	16.2721
24.09.2021	0.20	16.283
31.12.2021	0.20	16.1846
25.03.2022	0.15	16.1666
24.06.2022	0.16	15.9656
30.09.2022	0.16	16.0057

Canara Robeco Small Cap Fund

Date of declaration (Record Date)	Dividend Distribution per unit*	NAV as on the date of declaration
Regular IDCW - Payout/Reinvestment		
27.08.2021	1.25	18.79
26.08.2022	0.23	22.9
Direct IDCW - Payout/Reinvestment		
27.08.2021	1.25	19.69

Canara Robeco Dynamic Bond Fund

Date of declaration (Record Date)	Dividend Distribution per unit*	NAV as on the date of declaration
Regular IDCW - Payout/Reinvestment		
23.06.2017	0.45	14.5633
29.12.2017	0.40	13.9791
22.06.2018	0.40	13.6557
28.12.2018	0.40	13.7272
28.06.2019	0.45	14.1036
27.12.2019	0.45	13.6044
26.06.2020	0.45	14.0712
24.12.2020	0.42	14.0022
25.06.2021	0.35	13.6606
31.12.2021	0.35	13.4939
24.06.2022	0.27	13.1468
Direct IDCW - Payout/Reinvestment		
23.06.2017	0.45	14.9225
29.12.2017	0.40	14.3862
22.06.2018	0.40	14.1043
28.12.2018	0.40	14.2548
28.06.2019	0.45	14.7197
27.12.2019	0.45	14.2958
26.06.2020	0.45	14.8653
24.12.2020	0.45	14.8495
25.06.2021	0.35	14.5799
31.12.2021	0.35	14.506
24.06.2022	0.29	14.2043

Canara Robeco Corporate Bond Fund

Date of declaration (Record Date)	Dividend Distribution per unit*	NAV as on the date of declaration
Regular IDCW - Payout/Reinvestment		
25.05.2018	0.35	11.2798
30.11.2018	0.35	11.3015
31.05.2019	0.35	11.5389
29.11.2019	0.30	11.7088
27.05.2020	0.35	11.5992
27.11.2020	0.35	11.7678
28.05.2021	0.30	11.6304
26.11.2021	0.30	11.5087
27.05.2022	0.23	11.3125
Direct IDCW - Payout/Reinvestment		
25.05.2018	0.35	11.5522
30.11.2018	0.35	11.6246
31.05.2019	0.35	11.9207
29.11.2019	0.40	12.1524
27.05.2020	0.35	11.9903
27.11.2020	0.35	12.2184
28.05.2021	0.30	12.1238
26.11.2021	0.30	12.0484
27.05.2022	0.24	11.8809

Canara Robeco Gilt Fund

Date of declaration (Record Date)	Dividend Distribution per unit*	NAV as on the date of declaration
Regular IDCW - Payout/Reinvestment		
26.06.2015	0.40	13.5912
23.12.2015	0.40	13.7057
24.06.2016	0.40	13.9683
23.12.2016	0.45	15.1684
23.06.2017	0.45	15.4644
29.12.2017	0.45	14.7729
22.06.2018	0.45	14.3774
28.12.2018	0.40	14.5640
28.06.2019	0.45	15.0791
27.12.2019	0.45	14.6599
26.06.2020	0.50	15.2096
24.12.2020	0.45	15.1544
25.06.2021	0.40	14.8103
31.12.2021	0.40	14.6682
24.06.2022	0.29	14.2586
Direct IDCW - Payout/Reinvestment		
26.06.2015	0.40	13.7047
23.12.2015	0.40	13.8634
24.06.2016	0.40	14.1721
23.12.2016	0.45	15.4471
23.06.2017	0.45	15.7997
29.12.2017	0.45	15.1532
22.06.2018	0.45	14.8012
28.12.2018	0.40	15.0561
28.06.2019	0.45	15.6535
27.12.2019	0.45	15.3047
26.06.2020	0.50	15.951
24.12.2020	0.47	15.9554
25.06.2021	0.40	15.6738
31.12.2021	0.40	15.604
24.06.2022	0.31	15.2119

Canara Robeco Blue Chip Equity Fund

Date of declaration (Record Date)	Dividend Distribution per unit*	NAV as on the date of declaration
Regular IDCW - Payout/Reinvestment		
27.11.2015	1.25	15.81
25.11.2016	1.32	14.90
24.11.2017	1.35	17.42
30.11.2018	1.30	16.87
29.11.2019	1.40	17.86
27.11.2020	1.50	17.53
26.11.2021	2.00	21.03
Direct IDCW - Payout/Reinvestment		
30.11.2018	1.90	24.49
29.11.2019	1.94	26.23
26.11.2021	1.40	36.55

* On face value of ₹10. ● For Daily, Weekly & Monthly dividend history of Canara Robeco Liquid Fund, Canara Robeco Ultra Short Term Fund & Canara Robeco Savings Fund

Visit : www.canararobeco.com. ● The dividend amount is before tax calculation.

Past performance may or may not be sustained in the future. Pursuant to payment of dividend, the NAV of the IDCW option of the scheme would fall to the extent of payout and statutory levy (if applicable).

HOW TO READ A FACTSHEET

Fund Manager

An employee of the asset management company who manages investments of the scheme. He is usually part of a larger team of fund managers and research analysts.

Minimum Application Amount for Fresh Subscription

This is the minimum investment amount for a new investor in a mutual fund scheme.

Application Amount for Fresh Subscription

This is the minimum investment amount for a new investor in a mutual fund scheme.

Minimum Additional Amount

This is the minimum investment amount for an existing investor in a mutual fund scheme.

Yield to Maturity

The Yield to Maturity or the YTM is the rate of return anticipated on a bond if held until Maturity. YTM is expressed as an annual rate. The YTM factors in the bond's current market price, par value, coupon interest rate and time to maturity.

SIP

SIP or systematic investment plan works on the principle of making periodic investments of a fixed sum. It works similar to a recurring bank deposit. For instance, an investor may opt for an SIP that invests Rs. 500 every 15th of the month in an equity fund for a period of three years.

NAV

The NAV or the net asset value is the total asset value per unit of the mutual fund after deducting all related and permissible expenses. The NAV is calculated at the end of every business day. It is the value at which the investor enters or exits the mutual fund.

Benchmark

A group of securities, usually a market index, whose performance is used as a standard or benchmark to measure investment performance of mutual funds, among other investments. Some typical benchmarks include the Nifty, Sensex, BSE200, BSE500, 10-Year Gsec.

Entry Load

A mutual fund may have a sales charge or load at the time of entry and/or exit to compensate the distributor/agent.

Entry load is charged at the time an investor purchases the units of a mutual fund. The entry load is added to the prevailing NAV at the time of investment. For instance, if the NAV is Rs. 100 and the entry load is 1%, the investor will enter the fund at Rs. 101.

Exit Load

Exit load is charged at the time an investor redeems the units of mutual fund. The exit load is reduced from the prevailing NAV at the time of redemption. The investor will receive redemption proceeds at net value of NAV less Exit Load. For instance if the NAV is Rs. 100 and the exit load is 1% the investor will receive Rs. 99.

Modified Duration

Modified duration is the price sensitivity and the percentage change in price for a unit change in yield.

Standard Deviation

Standard Deviation is a statistical measure of the range of an investment's performance. When a mutual fund has a high standard deviation, it means its range of performance is wide, implying greater volatility.

Sharpe Ratio

The Sharpe Ratio, named after its founder, the Nobel Laureate William Sharpe, is a measure of risk-adjusted returns. It is calculated using standard deviation and excess return to determine reward per unit of risk.

Beta

Beta is a measure of an investment's volatility vis-à-vis the market. Beta of less than 1 means that the security will be less volatile than the market. A beta of greater than 1 implies that the security's price will be more volatile than the market.

AUM

AUM or assets under management refers to recent / updated cumulative market value of investments of a scheme managed by the mutual fund.

Holdings

The holdings or the portfolio is a mutual fund's latest or updated reported statement of investments/securities. These are usually displayed in terms of percentage to net assets or the rupee value or both. The objective is to give investors an idea of where their money is being invested by the fund manager.

Nature of Scheme

The investment objective and underlying investments determine the nature of the mutual fund scheme. For instance, a mutual fund that aims at generating capital appreciation by investing in stock markets is an equity fund or growth fund. Likewise, a mutual fund that aims at capital preservation by investing in debt markets is a debt fund or income fund. Each of these categories may have sub-categories.

Rating Profile

Mutual funds invest in securities after evaluating their creditworthiness as disclosed by the ratings. A depiction of the mutual fund in various investments based on their ratings becomes the rating profile of the fund. Typically, this is a feature of debt funds.

DEFINITIONS

Total Expense Ratio

Expressed as an annualized percentage, it is the ratio of all the expenses of the fund to the total assets of the fund and includes the fund management fees paid to the asset management company for managing the fund's assets.

Sharp Ratio

The Sharpe Ratio, named after its founder, the Nobel Laureate William Sharpe, is a measure of risk-adjusted returns. It is calculated using standard deviation and excess return to determine reward per unit of risk.

Beta Ratio

Beta is a measure of an investment's volatility vis-à-vis the market. Beta of less than 1 means that the security will be less volatile than the market. A beta of greater than 1 implies that the security's price will be more volatile than the market.

Portfolio Turnover Ratio

It is a measure of how often assets within a fund are churned.

Modified Duration

Modified duration is the price sensitivity and the percentage change in price for a unit change in yield.

Average Maturity

It is the weighted average of residual maturity of debt securities in a fund portfolio

Portfolio Yield

Weighted Average valuation yield of the assets

Standard Deviation

Standard Deviation is a statistical measure of the range of an investment's performance. When a mutual fund has a high standard deviation, it means its range of performance is wide, implying greater volatility.

Risk Free Return

It represents the rate of return an investor could have earned by investing in a security which is believed to have zero investment risk over the specified period of time.

Tracking Error

Tracking error is a measure of how closely is a scheme able to imitate the index to which it is benchmarked. It is the standard deviation of the difference between the scheme and index returns.

R-Squared:

It is a statistical measure of how closely the portfolio returns are correlated with its benchmark.

TRI:

Total Return Index (TRI) is an index that measures the performance of a group of components by assuming that all cash distributions are reinvested, in addition to tracking the components' price movement. It takes into account all dividends/ interest payments that are generated from the basket of constituents that make up the index in addition to the capital gains and considered as an appropriate measure of performance.

DISCLAIMERS

(as on September 30, 2022)

Disclaimer :

The information used towards formulating the outlook have been obtained from sources published by third parties. While such publications are believed to be reliable, the opinions expressed in this document are of personal nature and does not constitute the views of Canara Robeco Asset Management. It is hereby expressly stated that, neither the AMC, its officers, the trustees, the Fund or any of their affiliates or representatives assume any responsibility for the accuracy of such information or the views thereof. Further, CRMF, its Sponsors, its Trustees, CRAMC, its employees, officer, Directors, etc. assume no financial liability whatsoever to the user of this document. This document is for general information purposes only and should not be construed as solicitation to invest in the Mutual Fund schemes.

Note :

Risk ratios calculated for schemes having minimum three year performance

Risk Free Rate of Return : 6.17% (MIBOR as of September 30, 2022)

For the calculation of risk ratios monthly absolute returns calculated at monthly frequency are used

BRANCH OFFICES : Visit: www.canararobeco.com

AHMEDABAD • BANGALORE • BHUBANESWAR • CHANDIGARH • CHENNAI • GOA • GUWAHATI • HYDERABAD • INDORE • JAIPUR • KOCHI • KOLKATA • KANPUR • LUCKNOW • MANGALORE • MUMBAI • NEW DELHI • NAGPUR • NASIK • PUNE • PATNA • SURAT

Note: The disclosures relating to portfolio Turn over Ratio (for equity segment) is based on the aggregate market value of equity as on 30.09.2022. The disclosures of average maturity period relates to the debt component of the portfolio as on 30.09.2022.

Unclaimed Dividends : Those Investors who have not received/encashed the Dividends distributed by the Schemes, may write to respective registrar, duly furnishing the Name of the Scheme, Folio No. and Details of the Dividends not received.

Mutual Fund investments are subject to market risks, read all scheme related documents carefully.

30 BRIGHT STARS OF THE STOCK MARKET.



Our 5-step focus plan to pick the best 30 stocks



**Optimise the
diversification**



**Potential
investible
opportunities**



**High
conviction
approach**



**Focus across
market caps**



**Rigorous stock
selection process**

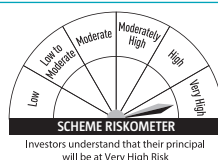
CANARA ROBECO FOCUSED EQUITY FUND

(An open-ended equity scheme investing in a maximum of 30 stocks in large cap, mid cap and small cap companies)

Presenting, Canara Robeco Focused Equity Fund an open-ended investment scheme with a focused portfolio of up to 30 stocks from growth-oriented companies, that are panned across sectors and market capitalization.

This product is suitable for investors who are seeking*:

- Long term capital appreciation
- Investment in equity and equity related securities across market capitalisation in maximum 30 stocks.



CANARA ROBECO
Mutual Fund

*Investors should consult their financial advisers if in doubt about whether the product is suitable for them.

Mutual Fund investments are subject to market risks, read all scheme related documents carefully.