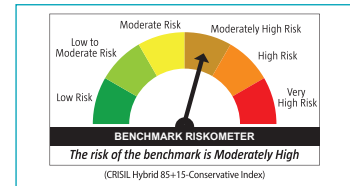
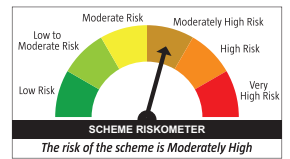


CANARA ROBECO CONSERVATIVE HYBRID FUND

(Conservative Hybrid Fund - An open-ended hybrid scheme investing predominantly in debt instruments)

This product is suitable for investors who are seeking*:

- Income / Capital appreciation over medium term to long term
- Investment predominantly in debt and money market instruments and small portion in equity



*Investors should consult their financial advisers if in doubt about whether the product is suitable for them.

A Conservative Hybrid Fund is a hybrid investment avenue that invests a large portion of its assets in debt and money market instruments and the balance in equities with an endeavor to provide exposure to equity and debt

- In volatile markets, a Canara Robeco Conservative Hybrid Fund can be a good option since their primary exposure is towards debt instruments
- Canara Robeco Conservative Hybrid Fund helps an investor to diversify his portfolio through one investment avenue
- The debt allocation of the portfolio aims to generate regular income, while the equity portion of the portfolio aims to enhance, the returns of overall portfolio

Presenting Canara Robeco Conservative Hybrid Fund

- Canara Robeco Conservative Hybrid Fund with its blend of fixed income & equity investments seeks to generate regular income without compromising on the safety of the portfolio
- Equity exposure is restricted to 25% of assets and is actively managed to boost returns of the overall portfolio
- The fund is ideal for investors with moderate risk appetite as well as investors nearing retirement as it combines regular income (from debt instruments) and the alpha is generated from equity portion of the portfolio
- ✓ Fixed Income Investment Strategy
 - Focus is on generating High Accrual Income from the portfolio by primarily investing in high-quality short-term papers.
 - With an emphasis on quality, the portfolio has a large portion of its investments in A1+/AAA rated paper.
- ✓ Equity Investment Strategy
 - Focus is on investing in Indian companies with sustainable business models to gain from the India growth story.
 - With an emphasis on safety, the portfolio has a large portion of its investments in Large Cap companies with few high conviction mid cap companies.

Portfolio Characteristics (as on March 28, 2025)

Portfolio is spread across 73 stocks with Top 10 Stocks contributing to 46.49% of the Net Assets.

Name of the Company	Industry	% to Net Assets
7.30% GOI 2053 (19-JUN-2053)	Sovereign	11.21
7.34% GOI 2064 (22-APR-2064)	Sovereign	7.88
National Bank For Agriculture & Rural Development	Finance	7.00
REC Ltd	Finance	3.75
7.32% GOI 2030 (13-NOV-2030)	Sovereign	3.05
HDFC Bank Ltd	Banks	2.80
LIC Housing Finance Ltd	Finance	2.72
LIC Housing Finance Ltd	Finance	2.70
Small Industries Development Bank Of India	Finance	2.70
HDB Financial Services Ltd	Finance	2.68

Portfolio Characteristics (as on March 28, 2025)

Asset Allocation

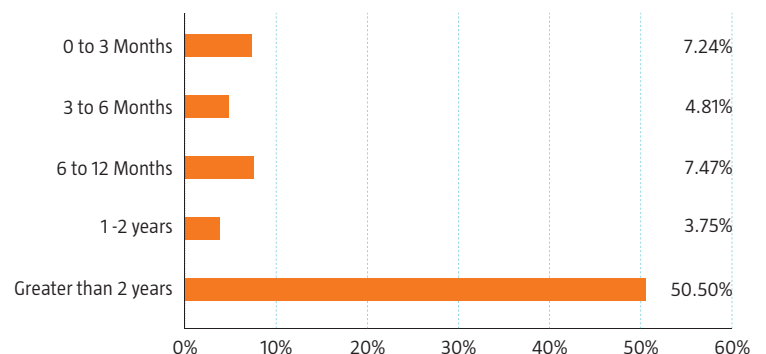


Portfolio Characteristics (as on March 28, 2025)

Rating Profile



Maturity Profile (as on March 28, 2025)



Income Distribution cum Capital Withdrawal (IDCW) - Payout/Reinvestment

Date of declaration (Record Date)	Dividend Distribution per unit*	NAV as on the date of declaration
Regular Monthly IDCW - Payout/Reinvestment		
31.05.2024	0.10	13.2993
28.06.2024	0.10	13.486
26.07.2024	0.10	13.5834
30.08.2024	0.10	13.6548
27.09.2024	0.10	13.7808
25.10.2024	0.10	13.4975
29.11.2024	0.10	13.5213
27.12.2024	0.10	13.4204
31.01.2025	0.10	13.1861
28.02.2025	0.10	12.8542
28.03.2025	0.10	13.142
Regular Quarterly IDCW - Payout/Reinvestment		
29.09.2023	0.24	13.4801
29.12.2023	0.24	13.7036
28.03.2024	0.24	13.7086
28.06.2024	0.25	14.0134
27.09.2024	0.25	14.3863
27.12.2024	0.25	14.0741
28.03.2025	0.24	13.862

Date of declaration (Record Date)	Dividend Distribution per unit*	NAV as on the date of declaration
Direct Monthly IDCW - Payout/Reinvestment		
31.05.2024	0.10	16.2157
28.06.2024	0.10	16.4803
26.07.2024	0.10	16.6368
30.08.2024	0.10	16.7663
27.09.2024	0.10	16.9591
25.10.2024	0.10	16.6484
29.11.2024	0.10	16.7196
27.12.2024	0.10	16.6327
31.01.2025	0.10	16.3839
28.02.2025	0.10	16.0097
28.03.2025	0.10	16.4074
Direct Quarterly IDCW - Payout/Reinvestment		
29.09.2023	0.28	15.6906
29.12.2023	0.28	15.9992
28.03.2024	0.29	16.0421
28.06.2024	0.29	16.4503
27.09.2024	0.30	16.9319
27.12.2024	0.30	16.6066
28.03.2025	0.29	16.3971

* On face value of ₹ 10. ● The dividend amount is before tax calculation. ● Past performance may or may not be sustained in the future. Pursuant to payment of dividend, the NAV of the IDCW option of the scheme would fall to the extent of payout and statutory levy (if applicable).

Fund Specifics

Fund Inception	: April 24, 1988
Investment Objective	: To generate income by investing in a wide range of Debt Securities and Money Market instruments of various maturities and small portion in equities and Equity Related Instruments. However, there can be no assurance that the investment objective of the scheme will be realized.
Monthend AUM (₹)®	: 935.53 Crores
Asset Allocation	: Equity and equity related instruments- 10% - 25% (Risk- High) Debt securities (including Securitized debt) with Money Market Instruments - 75% - 90% (Risk- Medium)
Minimum Investment Amount	: ₹ 5000 and in multiples of ₹ 1 thereafter Subsequent purchases: Minimum amount of ₹ 1000 and multiples of ₹ 1 thereafter SIP: For any date / monthly frequency – ₹ 1000 and in multiples of ₹ 1 thereafter. For quarterly frequency – ₹ 2000 and in multiples of ₹ 1 thereafter STP: For Daily/Weekly/Monthly frequency – ₹ 1000 and in multiples of ₹ 1 thereafter. For quarterly frequency – ₹ 2000 and in multiples of ₹ 1 thereafter SWP: For monthly frequency – ₹ 1000 and in multiples of ₹ 1 thereafter. For quarterly frequency – ₹ 2000 and in multiples of ₹ 1 thereafter
Entry Load	: Nil
Exit Load	: For any redemption / switch out upto 10% of units within 1 Year from the date of allotment - Nil For any redemption / switch out more than 10% of units within 1 Year from the date of allotment - 1% For any redemption / switch out after 1 Year from the date of allotment - Nil
Benchmark	: CRISIL Hybrid 85+15-Conservative Index
Plans / Options	: Regular Plan - Monthly Payout of Income Distribution cum Capital Withdrawal Option Regular Plan - Monthly Reinvestment of Income Distribution cum Capital Withdrawal Option Regular Plan - Quarterly Payout of Income Distribution cum Capital Withdrawal Option Regular Plan - Quarterly Reinvestment of Income Distribution cum Capital Withdrawal Option Regular Plan - Growth Option Direct Plan - Monthly Payout of Income Distribution cum Capital Withdrawal Option Direct Plan - Monthly Reinvestment of Income Distribution cum Capital Withdrawal Option Direct Plan - Quarterly Payout of Income Distribution cum Capital Withdrawal Option Direct Plan - Quarterly Reinvestment of Income Distribution cum Capital Withdrawal Option Direct Plan - Growth Option
Fund Manager	: Mr. Avnish Jain (For Debt Portfolio) / Mr. Amit Kadam (For Equity Portfolio)

®Monthend AUM as on 28.03.2025

PERFORMANCE AT A GLANCE - Regular Plan - Growth Option

(as on March 28, 2025)

CANARA ROBECO CONSERVATIVE HYBRID FUND - Regular Plan Growth option

Fund Manager: (1) Mr. Avnish Jain is managing the scheme since 07-October-13 (2) Mr. Amit Kadam is managing the scheme since 10-April-24.

Period	Returns (%)			Current Value of Standard Investment of ₹ 10000		
	Scheme	CRISIL Hybrid 85+15-Conservative Index#	CRISIL 10 Year Gilt Index##	Scheme	CRISIL Hybrid 85+15-Conservative Index#	CRISIL 10 Year Gilt Index##
Last 1 Year	8.41	8.55	9.90	10841	10855	10990
Last 3 Years	7.50	8.01	7.26	12417	12597	12334
Last 5 Years	9.97	9.46	5.26	16074	15703	12916
Since Inception	10.00	8.86	6.31	84688	67065	39435

The past performance may or may not be sustained in the future. Returns are based on NAV of Regular Plan – Growth Option and are calculated on compounded annualized basis for a period of more than (or equal to) a year and Simple annualized basis for a period less than a year. Inception date of Regular Plan Growth Option : 05-November-2002. Inception date of Scheme April 24, 1988. Different plans have a different expense structure. As per the provisions of SEBI circular dated April 12, 2018 (Performance disclosure post consolidation/ Merger of Schemes), the past performance of aforesaid scheme is based on the historical NAV of Canara Robeco Income Saver Fund (erstwhile Canara Robeco Monthly Income Plan) and hence may not be comparable.

PERFORMANCE AT A GLANCE - Regular Plan - Growth Option

(as on March 28, 2025)

CANARA ROBECO CONSERVATIVE HYBRID FUND - Regular Plan Monthly IDCW Option

Fund Manager: (1) Mr. Avnish Jain is managing the scheme since 07-October-13 (2) Mr. Amit Kadam is managing the scheme since 10-April-24.

Period	Returns (%)			Current Value of Standard Investment of ₹ 10000		
	Scheme	CRISIL Hybrid 85+15 - Conservative Index [#]	CRISIL 10 Year Gilt Index ^{##}	Scheme	CRISIL Hybrid 85+15 - Conservative Index [#]	CRISIL 10 Year Gilt Index ^{##}
Last 1 Year	8.41	8.55	9.90	10841	10855	10990
Last 3 Years	7.50	8.01	7.26	12418	12597	12334
Last 5 Years	9.97	9.46	5.26	16076	15703	12916
Since Inception	9.59	-	-	295140	-	-

The past performance may or may not be sustained in the future. Returns are based on NAV of Regular Plan Monthly IDCW Option and are calculated on compounded annualized basis for a period of more than (or equal to) a year and Simple annualized basis for a period less than a year. Inception Date: April 24, 1988. Different plans have a different expense structure. As per the provisions of SEBI circular dated April 12, 2018 (Performance disclosure post consolidation/ Merger of Schemes), the past Performance of aforesaid scheme is based on the historical NAV of Canara Robeco Income Saver Fund (erstwhile Canara Robeco Monthly Income Plan) and hence may not be comparable.

PERFORMANCE AT A GLANCE - Direct Plan - Growth Option

(as on March 28, 2025)

CANARA ROBECO CONSERVATIVE HYBRID FUND - Direct Plan - Growth option

Fund Manager: (1) Mr. Avnish Jain is managing the scheme since 07-October-13 (2) Mr. Amit Kadam is managing the scheme since 10-April-24.

Period	Returns (%)			Current Value of Standard Investment of ₹ 10000		
	Scheme	CRISIL Hybrid 85+15 - Conservative Index [#]	CRISIL 10 Year Gilt Index ^{##}	Scheme	CRISIL Hybrid 85+15 - Conservative Index [#]	CRISIL 10 Year Gilt Index ^{##}
Last 1 Year	9.67	8.55	9.90	10967	10855	10990
Last 3 Years	8.78	8.01	7.26	12865	12597	12334
Last 5 Years	11.29	9.46	5.26	17062	15703	12916
Since Inception	9.80	9.03	8.86	31422	28829	22065

The past performance may or may not be sustained in the future. Returns are based on NAV of Direct Plan – Growth Option and are calculated on compounded annualized basis for a period of more than (or equal to) a year and Simple annualized basis for a period less than a year. Inception date of Regular Plan Growth Option : 05-November-2002. Inception date of Scheme April 24, 1988. Different plans have a different expense structure. As per the provisions of SEBI circular dated April 12, 2018 (Performance disclosure post consolidation/ Merger of Schemes), the past performance of aforesaid scheme is based on the historical NAV of Canara Robeco Income Saver Fund (erstwhile Canara Robeco Monthly Income Plan) and hence may not be comparable.

Scheme Benchmark[#] ● Additional Benchmark^{##} ● - : Corresponding Benchmark values not available ● Load is not taken into consideration for computation of returns. Returns of IDCW Option under the scheme for the investor would be net of tax deducted at source.

Scheme Performance - Fund Manager wise

(as on March 28, 2025)

Fund Manager: Mr. Avnish Jain

Scheme Names	CAGR (%)												
	1 Year Return			3 Years Return			5 Years Return			Since Inception			
	Scheme Regular Plan	Scheme Direct Plan	Bench-mark [#]	Scheme Regular Plan	Scheme Direct Plan	Bench-mark [#]	Scheme Regular Plan	Scheme Direct Plan	Bench-mark [#]	Scheme Regular Plan	Scheme Direct Plan	Bench-mark [#] Regular Plan	Bench-mark [#] Direct Plan
Canara Robeco Equity Hybrid Fund*	8.10	9.33	7.37	11.35	12.64	11.41	18.58	19.97	19.02	11.54	14.50	-	12.32
Canara Robeco Conservative Hybrid Fund*^	8.41	9.67	8.55	7.50	8.78	8.01	9.97	11.29	9.46	10.00	9.80	8.86	9.03
Canara Robeco Liquid Fund	7.34	7.42	7.25	6.74	6.81	6.75	5.34	5.39	5.50	6.98	6.74	6.82	6.77
Canara Robeco Savings Fund	7.41	7.74	7.64	6.47	6.77	6.80	5.64	5.93	6.11	7.32	7.28	7.24	7.50
Canara Robeco Ultra Short Term Fund	6.88	7.48	7.54	6.03	6.61	6.94	4.93	5.51	5.99	6.80	6.92	7.43	7.24
Canara Robeco Corporate Bond Fund	7.71	8.40	7.96	5.90	6.58	6.45	5.74	6.42	6.51	7.05	7.69	8.26	8.26
Canara Robeco Gilt Fund	8.51	9.29	9.91	6.65	7.42	7.58	5.79	6.53	6.67	8.29	8.25	8.54	7.76
Canara Robeco Dynamic Bond Fund	7.55	8.73	8.79	6.10	7.26	6.70	5.22	6.32	6.55	6.98	7.94	7.86	7.96
Canara Robeco Income Fund	7.60	8.85	8.85	5.67	6.88	6.67	5.19	6.39	6.58	7.83	7.88	7.69	7.96
Canara Robeco Short Duration Fund^	7.48	8.13	8.06	5.87	6.51	6.51	5.62	6.27	6.28	6.75	7.25	7.78	7.64
Canara Robeco Banking And Psu Debt Fund	7.68	8.04	7.56	N.A	N.A	-	N.A	N.A	-	6.69	7.02	7.12	7.12

Note:

- Mr. Avnish Jain manages 11 open-ended schemes of Canara Robeco Mutual Fund.
- Period for which scheme's performance has been provided is computed basis last day of the month-end preceding the date of advertisement.
- Different plans shall have a different expense structure. The performance details provided herein are of Regular plan - Growth Option & Direct plan - Growth Option.
- *Managing the portfolio only for debt allocation.
- ^As per the provisions of SEBI circular dated April 12, 2018 (Performance disclosure post consolidation/ Merger of Schemes), the past performance of aforesaid scheme is based on the historical NAV of Canara Robeco Income Saver Fund (erstwhile Canara Robeco Monthly Income Plan) and hence may not be comparable.
- Past performance may or may not be sustained in the future.
- : Corresponding Benchmark values not available.
- N.A.- Not Applicable because scheme is in existence for less than 3 years.

Fund Manager: Mr. Amit Kadam

Scheme Names	CAGR (%)															
	6 Months Return**			1 Year Return			3 Years Return			5 Years Return			Since Inception			
	Scheme Regular Plan	Scheme Direct Plan	Bench-mark [#]	Scheme Regular Plan	Scheme Direct Plan	Bench-mark [#]	Scheme Regular Plan	Scheme Direct Plan	Bench-mark [#]	Scheme Regular Plan	Scheme Direct Plan	Bench-mark [#]	Scheme Regular Plan	Scheme Direct Plan	Bench-mark [#]	Bench-mark [#]
Canara Robeco Focused Equity Fund				10.62	12.27	5.96	15.49	17.26	13.77	N.A	N.A	17.26	16.97	18.84	15.53	15.53
Canara Robeco Conservative Hybrid Fund				8.41	9.67	8.55	7.50	8.78	8.01	9.97	11.29	9.46	10.00	9.80	8.86	9.03
Canara Robeco Balanced Advantage Fund**	-13.88	-12.67	-7.25	N.A	N.A	-	N.A	N.A	-	N.A	N.A	-	-4.29	-2.91	-0.91	-0.91

Note:

- Mr. Amit Kadam manages 3 open-ended schemes of Canara Robeco Mutual Fund.
- Period for which scheme's performance has been provided is computed basis last day of the month-end preceding the date of advertisement
- Different plans shall have a different expense structure. The performance details provided herein are of Regular plan - Growth Option & Direct plan - Growth Option
- Past performance may or may not be sustained in the future.
- : Corresponding Benchmark values not available
- N.A. - Not Applicable because scheme is in existence for less than 5 year.
- **Scheme has been in existence for more than six months but less than one year, therefore returns shown above are based on simple annualized growth rate of the scheme for the past 6 months and since inception.

SIP RETURNS - Regular Plan

(as on March 28, 2025)

CANARA ROBECO CONSERVATIVE HYBRID FUND

Fund Manager: Mr. Avnish Jain & Mr. Amit Kadam

	Since Inception	20 YR	15 YR	10 yr	7 yr	5 yr	3 yr	1 yr
Total Amt invested	2690000	2400000	1800000	1200000	840000	600000	360000	120000
Market Value	8508365	6363554	3541354	1838466	1138888	736912	408722	123356
Scheme Returns	9.23%	8.91%	8.50%	8.28%	8.58%	8.19%	8.48%	5.36%
Crisil Hybrid 85+15 Conservative Index [#]	8.72%	8.77%	8.93%	8.67%	8.70%	8.43%	9.30%	7.29%
CRISIL 10 Year Gilt Index ^{##}	6.46%	6.62%	6.72%	6.50%	6.68%	6.77%	9.11%	10.58%
Inception Date	24-April-88							

- Investment date is taken to be 1st of the month or next business day if 1st is a holiday and investment of ₹ 10000 is taken. Returns are as on March 28, 2025 and are based on XIRR approach.
- The calculations are based on the regular growth plan NAVs. 3. Past performance may or may not be sustained in the future. Scheme Benchmark[#], Additional benchmark^{##}

Disclaimer: The information provided in this document is only for reading purpose and do not constitute any guidelines or recommendation on any course of action to be followed by the reader. Recipients of this document should rely on information/data arising out of their own investigations. Readers are advised to seek independent professional advice, verify the contents and arrive at an informed investment decision before making any investments. Investor shall note that there is no assurance or guarantee that the investment objective of the scheme will be achieved. None of the Sponsor, the Investment Manager, the Trustees, their respective directors, employees, associates or representatives shall be liable for any direct, indirect, special, incidental, consequential, punitive or exemplary damages, including lost profits arising in any way from the information contained in this material.

Mutual fund investments are subject to market risks, read all scheme related documents carefully.

Canara Robeco Mutual Fund

Investment Manager : Canara Robeco Asset Management Co. Ltd. Construction House, 4th Floor, 5, Walchand Hirachand Marg, Ballard Estate, Mumbai 400 001. Tel.: 6658 5000 Fax: 6658 5012 / 13. Visit: <https://old.canararobeco.com> Toll Free No : 1800 209 2726 CIN No : U65990MH1993PLC071003

Distributed by :

CANARA ROBECO
Mutual Fund