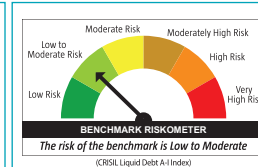
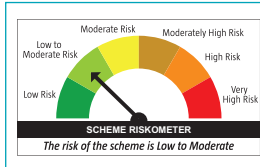


CANARA ROBECO LIQUID FUND (CRL)

(Liquid Fund - An open ended liquid scheme. A relatively low interest rate risk and relatively low credit risk)

This product is suitable for investors who are seeking*:

- Income/ Capital appreciation while maintaining a level of high liquidity
- Investment in a mix of Debt and Money Market instruments with maturity of upto 91 days only



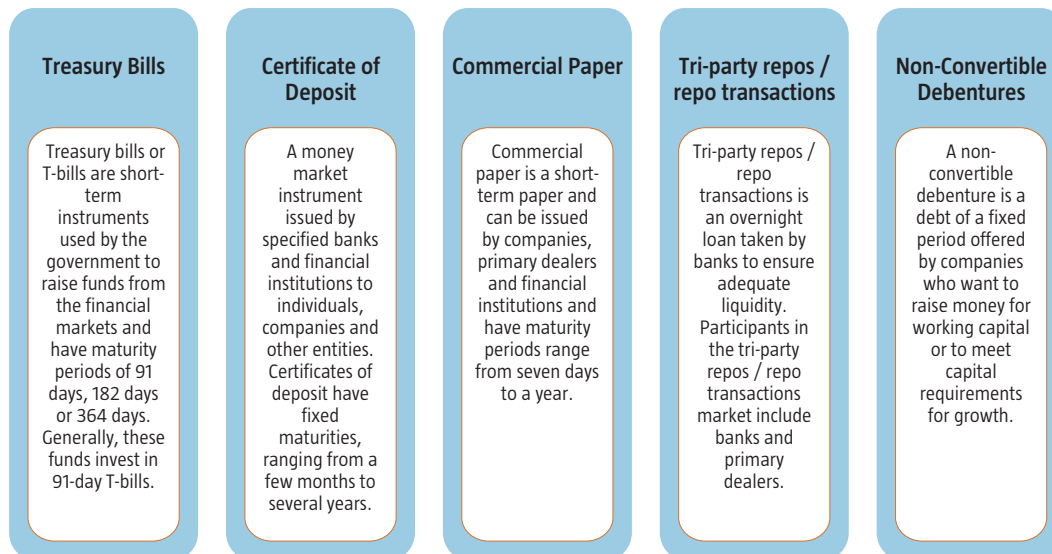
POTENTIAL RISK CLASS (PRC) MATRIX			
Relatively Low Interest Rate Risk and Relatively Low Credit Risk			
Credit Risk	Potential Risk Class		
	Relatively Low (Class A)	Moderate (Class B)	Relatively High (Class C)
Interest Rate Risk			
Relatively Low (Class I)	A-I		
Moderate (Class II)			
Relatively High (Class III)			

*Investors should consult their financial advisers if in doubt about whether the product is suitable for them.

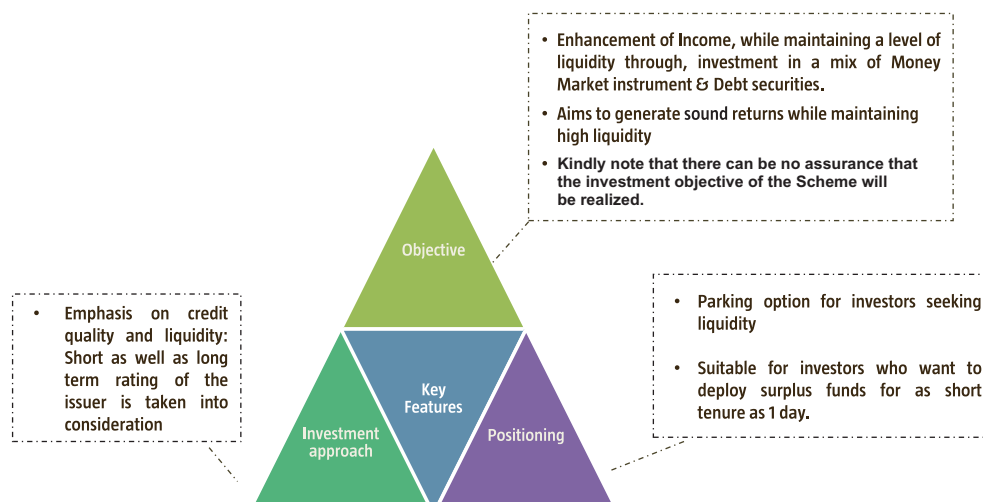
What are liquid funds?

Liquid funds are an open ended debt funds that tends to generate income/ capital appreciation while maintaining high level of liquidity. These funds invest in a mix of debt and money market instruments i.e; short-term assets such as treasury bills, government securities, repos, certificates of deposit, or commercial paper with maturities of up to 91 days. Although liquid funds are not entirely risk-free, however, they are low risk-low returns instruments. Liquid funds ensure that the investors' money are invested in good quality instruments.

What all instruments the liquid fund takes exposure in?



Canara Robeco Liquid Fund - About the Fund



Benefits of Investing in Canara Robeco Liquid Fund

- High liquidity product with no lock-in period.
- Relatively low interest rate risk among debt funds as it primarily invests in fixed income securities with short maturity.
- Aim to maintain High credit quality as investments made in only A1+ & Equivalent money market instruments.
- Flexibility of investment options: Growth, Income Distribution cum Capital Withdrawal Option - Weekly/Monthly Payout & Daily Reinvestment

Who should invest in Canara Robeco Liquid Fund

The fund is suitable for investors looking for parking of surplus fund as well as for creation of emergency fund with a short term investment horizon and low risk appetite. For tactical allocation, this fund is ideal for investors having large amount money to invest in equity schemes but doesn't want to invest at one time. Such investors can park the money in Canara Robeco Liquid Fund and allocate stipulated amount periodically through Systematic Transfer Plan (STP) option.

Portfolio Characteristics (as on March 28, 2025)

Asset Allocation



Certificate Of Deposit	40.98%
Commercial Paper	52.04%
NCDs/Bonds	1.98%
Treasury Bills/ Sovereign	6.24%
Unit Funds	0.22%
Tri-party repo/REPO/ Reverse Repo & Net Current Assets	-1.45%

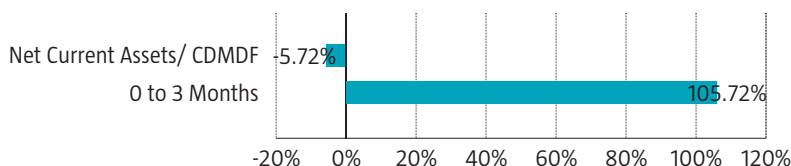
Portfolio Characteristics (as on March 28, 2025)

Rating Profile



AAA & Equivalent	1.98%
A1+ & Equivalent	93.01%
Treasury Bills/Sovereign	6.24%
Unit funds	0.22%
Tri-party repo/REPO/ Reverse Repo & Net Current Assets	-1.45%

Maturity Profile (as on March 28, 2025)



Fund Specifics

Fund Inception	: January 15, 2002
Investment Objective	: The scheme has been formulated with the objective of enhancement of income, while maintaining a level of high liquidity, through investment in a mix of Money Market Instruments & Debt Securities. However, there can be no assurance that the investment objective of the Scheme will be realized.
Monthend AUM (₹)*	: 4,032.11 Crores
Asset Allocation	: Money Market Instruments / Tri-party repos / repo transactions - 65% to 100% (Risk- Low) Debt (including securitized debt) - 0% to 35% (Risk- Medium)
Minimum Investment Amount	: ₹ 5000 and in multiple of ₹ 1 thereafter Subsequent purchases: Minimum amount of ₹ 1000 and multiples of ₹ 1 thereafter SIP: For Any date/monthly frequency - ₹ 1000 and in multiples of ₹ 1 thereafter. For quarterly frequency - ₹ 2000 and in multiples of ₹ 1 thereafter. STP: For Daily/Weekly/Monthly frequency - ₹ 1000 and in multiples of ₹ 1 thereafter For quarterly frequency - ₹ 2000 and in multiples of ₹ 1 thereafter SWP: For monthly frequency - ₹ 1000 and in multiples of ₹ 1 thereafter For quarterly frequency - ₹ 2000 and in multiples of ₹ 1 thereafter
Entry Load	: Nil
Exit Load	: If redeemed on Day 1 - Exit Load is 0.0070% If redeemed on Day 2 - Exit Load is 0.0065% If redeemed on Day 3 - Exit Load is 0.0060% If redeemed on Day 4 - Exit Load is 0.0055% If redeemed on Day 5 - Exit Load is 0.0050% If redeemed on Day 6 - Exit Load is 0.0045% If redeemed on or after Day 7 - Exit Load is Nil
Benchmark	: CRISIL Liquid Debt A-I Index
Plans / Options	: Regular Plan - Daily Reinvestment of Income Distribution cum Capital Withdrawal Option Regular Plan - Weekly Reinvestment of Income Distribution cum Capital Withdrawal Option Regular Plan - Weekly Payout of Income Distribution cum Capital Withdrawal Option Regular Plan - Monthly Reinvestment of Income Distribution cum Capital Withdrawal Option Regular Plan - Monthly Payout of Income Distribution cum Capital Withdrawal Option Regular Plan - Growth Option Direct Plan - Daily Reinvestment of Income Distribution cum Capital Withdrawal Option Direct Plan - Weekly Reinvestment of Income Distribution cum Capital Withdrawal Option Direct Plan - Weekly Payout of Income Distribution cum Capital Withdrawal Option Direct Plan - Monthly Reinvestment of Income Distribution cum Capital Withdrawal Option Direct Plan - Monthly Payout of Income Distribution cum Capital Withdrawal Option Direct Plan - Payout of Income Distribution cum Capital Withdrawal Option Direct Plan - Growth Option Direct Plan - Unclaimed Redemption & Dividend Plan - Direct Growth Option
Fund Manager	: Mr. Kunal Jain / Mr. Avnish Jain

*Monthend AUM as on 28.03.2025

PERFORMANCE AT A GLANCE - Regular Plan - Growth Option

(as on March 28, 2025)

CANARA ROBECO LIQUID FUND

Fund Manager: (1) Mr. Kunal Jain is managing the scheme since 18-July-22 (2) Mr. Avnish Jain is managing the scheme since 01-April-22

Period	Returns (%)			Current Value of Standard Investment of ₹ 10000		
	Scheme	CRISIL Liquid Debt A-I Index [#]	CRISIL 1 Year T-Bill Index ^{##}	Scheme	CRISIL Liquid Debt A-I Index [#]	CRISIL 1 Year T-Bill Index ^{##}
Last 1 Year	7.34	7.25	7.49	10734	10725	10749
Last 3 Years	6.74	6.75	6.39	12158	12161	12037
Last 5 Years	5.34	5.50	5.51	12964	13068	13072
Since Inception	6.98	6.82	6.35	30896	30129	27975
Last 7 Days	11.70	9.98	7.71	10022	10019	10015
Last 15 Days	9.28	8.39	8.24	10038	10034	10034
Last 30 Days	7.93	7.42	7.17	10065	10061	10059

The past performance may or may not be sustained in the future. Returns are based on NAV of Regular Plan – Growth Option and are calculated on compounded annualized basis for a period of more than (or equal to) a year and Simple annualized basis for a period less than a year. Inception Date: January 15, 2002 .The face value was changed to ₹ 1000 w.e.f August 20, 2011. Different plans have a different expense structure.

PERFORMANCE AT A GLANCE - Direct Plan - Growth Option

(as on March 28, 2025)

CANARA ROBECO LIQUID FUND

Fund Manager: (1) Mr. Kunal Jain is managing the scheme since 18-July-22 (2) Mr. Avnish Jain is managing the scheme since 01-April-22

Period	Returns (%)			Current Value of Standard Investment of ₹ 10000		
	Scheme	CRISIL Liquid Debt A-I Index [#]	CRISIL 1 Year T-Bill Index ^{##}	Scheme	CRISIL Liquid Debt A-I Index [#]	CRISIL 1 Year T-Bill Index ^{##}
Last 1 Year	7.42	7.25	7.49	10742	10725	10749
Last 3 Years	6.81	6.75	6.39	12182	12161	12037
Last 5 Years	5.39	5.50	5.51	12997	13068	13072
Since Inception	6.74	6.77	6.51	22228	22297	21657
Last 7 Days	11.77	9.98	7.71	10023	10019	10015
Last 15 Days	9.35	8.39	8.24	10038	10034	10034
Last 30 Days	8.00	7.42	7.17	10066	10061	10059

The past performance may or may not be sustained in the future. Returns are based on NAV of Direct Plan – Growth Option and are calculated on compounded annualized basis for a period of more than (or equal to) a year and Simple annualized basis for a period less than a year. Inception Date: January 15, 2002 .The face value was changed to ₹ 1000 w.e.f August 20, 2011. Different plans have a different expense structure.

Scheme Benchmark[#] ● Additional Benchmark^{##} ● - : Corresponding Benchmark values not available ● Load is not taken into consideration for computation of returns. Returns of IDCW Option under the scheme for the investor would be net of tax deducted at source.

Scheme Performance - Fund Manager wise

(as on March 28, 2025)

Fund Manager: Mr. Avnish Jain

Scheme Names	CAGR (%)												
	1 Year Return			3 Years Return			5 Years Return			Since Inception			
	Scheme Regular Plan	Scheme Direct Plan	Benchmark [#]	Scheme Regular Plan	Scheme Direct Plan	Benchmark [#]	Scheme Regular Plan	Scheme Direct Plan	Benchmark [#]	Scheme Regular Plan	Scheme Direct Plan	Benchmark [#] Regular Plan	Benchmark [#] Direct Plan
Canara Robeco Equity Hybrid Fund*	8.10	9.33	7.37	11.35	12.64	11.41	18.58	19.97	19.02	11.54	14.50	-	12.32
Canara Robeco Conservative Hybrid Fund*^	8.41	9.67	8.55	7.50	8.78	8.01	9.97	11.29	9.46	10.00	9.80	8.86	9.03
Canara Robeco Liquid Fund	7.34	7.42	7.25	6.74	6.81	6.75	5.34	5.39	5.50	6.98	6.74	6.82	6.77
Canara Robeco Savings Fund	7.41	7.74	7.64	6.47	6.77	6.80	5.64	5.93	6.11	7.32	7.28	7.24	7.50
Canara Robeco Ultra Short Term Fund	6.88	7.48	7.54	6.03	6.61	6.94	4.93	5.51	5.99	6.80	6.92	7.43	7.24
Canara Robeco Corporate Bond Fund	7.71	8.40	7.96	5.90	6.58	6.45	5.74	6.42	6.51	7.05	7.69	8.26	8.26
Canara Robeco Gilt Fund	8.51	9.29	9.91	6.65	7.42	7.58	5.79	6.53	6.67	8.29	8.25	8.54	7.76
Canara Robeco Dynamic Bond Fund	7.55	8.73	8.79	6.10	7.26	6.70	5.22	6.32	6.55	6.98	7.94	7.86	7.96
Canara Robeco Income Fund	7.60	8.85	8.85	5.67	6.88	6.67	5.19	6.39	6.58	7.83	7.88	7.69	7.96
Canara Robeco Short Duration Fund^	7.48	8.13	8.06	5.87	6.51	6.51	5.62	6.27	6.28	6.75	7.25	7.78	7.64
Canara Robeco Banking And Psu Debt Fund	7.68	8.04	7.56	N.A	N.A	-	N.A	N.A	-	6.69	7.02	7.12	7.12

Note:

- Mr. Avnish Jain manages 11 open-ended schemes of Canara Robeco Mutual Fund.
- Period for which scheme's performance has been provided is computed basis last day of the month-end preceding the date of advertisement.
- Different plans shall have a different expense structure. The performance details provided herein are of Regular plan - Growth Option & Direct plan - Growth Option.
- *Managing the portfolio only for debt allocation.
- ^As per the provisions of SEBI circular dated April 12, 2018 (Performance disclosure post consolidation/ Merger of Schemes), the past performance of aforesaid scheme is based on the historical NAV of Canara Robeco Income Saver Fund (erstwhile Canara Robeco Monthly Income Plan) and hence may not be comparable.
- Past performance may or may not be sustained in the future.
- : Corresponding Benchmark values not available.
- N.A.- Not Applicable because scheme is in existence for less than 3 years.

Fund Manager: Mr. Kunal Jain

Scheme Names	CAGR (%)												
	1 Year Return			3 Years Return			5 Years Return			Since Inception			
	Scheme Regular Plan	Scheme Direct Plan	Bench-mark [#]	Scheme Regular Plan	Scheme Direct Plan	Bench-mark [#]	Scheme Regular Plan	Scheme Direct Plan	Bench-mark [#]	Scheme Regular Plan	Scheme Direct Plan	Bench-mark [#] Regular Plan	Bench-mark [#] Direct Plan
Canara Robeco Liquid Fund	7.34	7.42	7.25	6.74	6.81	6.75	5.34	5.39	5.50	6.98	6.74	6.82	6.77
Canara Robeco Savings Fund	7.41	7.74	7.64	6.47	6.77	6.80	5.64	5.93	6.11	7.32	7.28	7.24	7.50
Canara Robeco Ultra Short Term Fund	6.88	7.48	7.54	6.03	6.61	6.94	4.93	5.51	5.99	6.80	6.92	7.43	7.24
Canara Robeco Gilt Fund	8.51	9.29	9.91	6.65	7.42	7.58	5.79	6.53	6.67	8.29	8.25	8.54	7.76
Canara Robeco Dynamic Bond Fund	7.55	8.73	8.79	6.10	7.26	6.70	5.22	6.32	6.55	6.98	7.94	7.86	7.96
Canara Robeco Income Fund	7.60	8.85	8.85	5.67	6.88	6.67	5.19	6.39	6.58	7.83	7.88	7.69	7.96

Note:

- Mr. Kunal Jain manages 6 open-ended schemes of Canara Robeco Mutual Fund.
- Period for which scheme's performance has been provided is computed basis last day of the month-end preceding the date of advertisement.
- Different plans shall have a different expense structure. The performance details provided herein are of Regular plan - Growth Option & Direct plan - Growth Option.
- Past performance may or may not be sustained in the future.

Disclaimer : The information used towards formulating the outlook have been obtained from sources published by third parties. While such publications are believed to be reliable, the opinions expressed in this document are of personal nature and does not constitute the views of Canara Robeco Asset Management. It is hereby expressly stated that, neither the AMC, its officers, the trustees, the Fund or any of their affiliates or representatives assume any responsibility for the accuracy of such information or the views thereof. Further, CRMF, its Sponsors, its Trustees, CRAMC, its employees, officer, Directors, etc. assume no financial liability whatsoever to the user of this document. This document is for general information purposes only and should not construed as solicitation to invest in the Mutual Fund schemes.

Mutual fund investments are subject to market risks, read all scheme related documents carefully.

Canara Robeco Mutual Fund

Investment Manager : Canara Robeco Asset Management Co. Ltd. Construction House, 4th Floor, 5, Walchand Hirachand Marg, Ballard Estate, Mumbai 400 001. Tel. : 6658 5000 Fax: 6658 5012 / 13. Visit: <https://old.canararobeco.com> Toll Free No : 1800 209 2726 CIN No : U65990MH1993PLC071003

Distributed by :

CANARA ROBECO
Mutual Fund